

# ST. NORBERT

COLLEGE



## 2008 FOOTBALL YEARBOOK

A TRADITION OF EXCELLENCE

## They Cover the Green Knights

### Radio

#### **WSNC-Radio**

Tim Derozier, play-by-play  
100 Grant St.  
De Pere, WI 54115  
920-403-3221

#### **WDUZ-Radio**

The Rookie, sports director  
P.O. Box 310  
Green Bay, WI 54305  
920.468.4100  
920.468.0250 - fax

#### **WNFL-Radio**

Mark Daniels, sports director  
115 S. Jefferson St.  
Green Bay, WI 54301  
920.455.1440  
920.468.7911 - fax

#### **WGEE/WIXX-Radio**

John Maino, sports director  
P.O. Box 23333  
Green Bay, WI 54305  
920.435.3771  
920.455.1155 - fax

### Television

#### **WBAY-TV (Ch. 2 - ABC)**

Chris Roth, sports director  
115 S. Jefferson  
Green Bay, WI 54301  
920.438.3265  
920.432.1190 - fax

#### **WFRV-TV (Ch. 5 - CBS)**

Larry McCarren, sports director  
P.O. Box 19055  
Green Bay, WI 54307  
920.430.3625  
920.437.5769 - fax

#### **WLUK-TV (Ch. 11 - Fox)**

Drew Smith, sports director  
P.O. Box 19011  
Green Bay, WI 54307  
920.490.1428  
920.490.2500 - fax

#### **WGBA-TV (Ch. 26 - NBC)**

1391 North Rd.  
Green Bay, WI 54313  
920.490.2655  
920.490.2500 - fax

### Newspapers

#### **Green Bay Press-Gazette**

Mike Vandermause, sports editor  
P.O. Box 19430  
Green Bay, WI 54307  
920.431.8222  
920.431.8379 - fax

#### **Milwaukee Journal Sentinel**

Mark Stewart, sports reporter  
P.O. Box 661  
Milwaukee, WI 53201  
800.759.6397  
414.224.2049 - fax

#### **Wisconsin State Journal**

sports desk  
P.O. Box 8060  
Madison, WI 53708  
800.362.4221  
608.252.6194 - fax

#### **De Pere Journal**


Todd McMahon, editor  
P.O. Box 5066  
De Pere, WI 54115  
920.431.8210  
920.431.8379 - fax

#### **Marinette-Menominee Eagle-Herald**

Jody Korch, sports editor  
P.O. Box 77  
Marinette, WI 54143  
715.735.6611  
715.735.7580 - fax

#### **Marquette Mining Journal**

Craig Remsburg, sports writer  
249 W. Washington St.  
Marquette, MI 49855  
906.228.2500  
906.228.2617 - fax



## When Covering the Green Knights

### Sports Information Office

The St. Norbert College Sports Information Office is located in Schuldes Sports Center, Room 123. Dan Lukes, Sports Information Director, may be reached at the following telephone numbers:

**Office:** 920.403.4077  
**Home:** 920.983.0729  
**Fax:** 920.403.3128  
**E-mail:** dan.lukes@snc.edu

### Press Credentials

Arrangements for press credentials should be made through the Sports Information Office by noon the day preceding the contest. All credentials will be left at will call.

### Minahan Stadium

St. Norbert College home games are played at John R. Minahan Stadium, located on the east side of De Pere, 1.2 miles north of the Claude Allouez Bridge, on Wisconsin 57.

### Press Box

The stadium press box features ample room for media personnel. Refreshments will be available and telephones can be provided for media on deadline.

### Radio Broadcasts

Two broadcast booths are available in the press box and must be reserved two weeks prior to the contest. Stations will be limited to two credentials. All technical arrangements for phone lines must be made by the broadcasting station.

### Interviews will Coach Purtill

Head coach Jim Purtill may be reached in his office weekday mornings between 9-11 a.m. His office phone is 920.403.3172.

### Player Interviews

Player interviews may be set up through the Sports Information Office, or after practice. The Green Knights practice just east of campus south of the Fourth and Marsh streets intersection at Cloud Family Field.

## Table of Contents

Media and General Information	2-3
About St. Norbert College	4-5
Head Coach Jim Purtill	6
Assistant Coaches	7
Returning Lettermen	8-16
Green Knights to Watch	17-19
Cheer and Dance	20
2008 Roster	22-23
Midwest Conference Information	30-32
Retired Numbers	33
2007 Season Review	34-35
2007 Statistics	36-38
St. Norbert Record Book	39-54
All-Time Coaches	55
All-Time Results	56-61
All-Time Series Records	62
St. Norbert History	63

## Quick Facts

**Location:** De Pere, Wisconsin 54115  
**Founded:** 1898  
**Enrollment:** 2,100  
**Nickname:** Green Knights  
**Colors:** Dartmouth Green and Old Gold  
**Stadium:** Minahan Stadium (cap. 3,100)  
**National Affiliation:** NCAA III  
**Conference Affiliation:** Midwest Conference  
**President:** Thomas Kunkel  
**Athletics Director:** Tim Bald  
**Sports Information Director:** Dan Lukes  
 SID Phone: (920) 403-4077  
 SID FAX: (920) 403-3128  
 SID Home: (920) 983-0729  
 SID E-Mail: dan.lukes@snc.edu  
**Athletic Trainers:** Russ Schmelzer,  
 Ryan Vandervest  
**Head Football Coach:** Jim Purtill  
 Alma Mater: Miami-Ohio, 1978  
 Record (Years): 86-13 (tenth)  
 Office: (920) 403-3172  
**Assistant Coaches:** Jovan Dewitt (defensive coordinator),  
 Todd Bierowski (wide receivers), Chris Bringer (defensive  
 line), Bob DeKeyser (special teams), Bob Forstrom (wide  
 receivers), Ken Golomski (linebackers), Al Groves (running  
 backs), Joe Leadley (quarterbacks), Guy LoCascio (offensive  
 line), Don Maslinski (tight ends), Terry Sayen (defensive  
 backs), Jerry Wied (defensive line).

The mission of the St. Norbert College Department of Intercollegiate Athletics is to provide scholar-athletes with a quality experience that is intellectually, spiritually and personally challenging. The program promotes student growth in athletic skills, leadership, spirituality, teamwork, self-discipline and sportsmanship. This mission is supported by the philosophy and goals of NCAA Division III.

## Staff Directory

**Mailing address:** Schuldes Sports Center  
 St. Norbert College  
 100 Grant St.  
 De Pere, WI 54115-2099

All telephone numbers are area code 920

### STAFF

<b>Athletics Director</b>	
Tim Bald (Loras, 1980)	403-3031
<b>Assistant Athletics Director</b>	
Connie Tilley (UW-La Crosse, 1974)	403-3033
<b>Sports Information Director</b>	
Dan Lukes (UW-Oshkosh, 1998)	403-4077
<b>Certified Athletic Trainers</b>	
Russ Schmelzer (St. Norbert, 1981)	403-3179
Ryan Vandervest (UW-Oshkosh, 2002)	403-3179
<b>Administrative Assistants</b>	
Pat Duffy	403-3031
Jodi Schleis (Cardinal Stritch, 1999)	403-3921

### COACHES

<b>Baseball</b>	
Tom Winske (Fort Hays State, 1988)	403-3545
<b>Basketball, Men's and Golf, Women's</b>	
Gary Grzesk (UW-Green Bay, 1996)	403-3137
<b>Basketball, Women's and Golf, Men's</b>	
Connie Tilley (UW-La Crosse, 1974)	403-3033
<b>Cheer &amp; Dance</b>	
Cheryl Reed (Michigan Tech, 1986)	403-3031
<b>Cross Country, Men's and Women's</b>	
<b>Track and Field, Men's and Women's</b>	
Don Augustine (Westminster-Pa., 2001)	403-3456
<b>Football</b>	
Jim Purtill (Miami-Ohio, 1978)	403-3172
<b>Ice Hockey, Men's</b>	
Tim Coghlin (UW-Stevens Point, 1989)	403-3034
<b>Soccer, Men's</b>	
Andy Steger (UW-Green Bay, 1993)	403-3031
<b>Soccer, Women's</b>	
Dennis Detrie (UW-Green Bay, 2002)	403-3031
<b>Softball and Equipment Manager</b>	
JoAnn Krueger	403-4080
<b>Swimming, Women's</b>	
Erin Wood (St. Norbert, 2004)	403-3031
<b>Tennis, Men's</b>	
Paul and Carrie Miller	403-3031
<b>Tennis, Women's</b>	
Kathryn Ullman (St. Norbert, 1998)	403-3054
<b>Volleyball, Women's</b>	
Bethani Thibodeau (St. Norbert, 1998)	403-3138

This publication was produced by the St. Norbert College sports information office, Dan Lukes, director. Additional copies of this yearbook can be purchased by sending a check or money order for \$4 (includes shipping) in care of the St. Norbert sports information office at the address listed above in the staff directory.



**Thomas Kunkel**  
 President



**Michael Marsden**  
 Dean of the College • VP - Academic Affairs



**Rev. Jay Fostner, O.Praem.**  
 VP - Mission and Heritage



**Jeff Ritter**  
 MWC Faculty Rep.



**Tim Bald**  
 Athletics Director

# The College Community of St. Norbert



## A degree of difference

At St. Norbert College, we help you become a critical thinker, an excellent writer and an able communicator within an environment that encourages student-faculty collaborative research. You might be surprised by the graduate level work done by our undergraduates—even as freshmen—setting them ahead of their peers when heading to graduate school or the workforce.

We challenge your viewpoint and encourage your exploration of ideas that may be new or different from your own. You'll be in a community where students from around the world come together in exploration of local and global perspectives.

Our faculty are active researchers and creators, making contributions to their fields. They're also compassionate individuals who care not only about their students' grades, but about their students' growth, making time for one-on-one conversations with students on a consistent basis. Student success is their top priority.

We offer more than 40 programs of study, including several pre-professional programs, or you can design your own major unique to your aspirations. Our 14:1 student to faculty ratio ensures that you'll receive the personal attention you seek, allowing you to explore and evaluate the countless opportunities available to you. Study abroad at 75 program sites on six continents, or experience service opportunities locally, nationally and internationally. We pair you with an advisor who helps ensure you're on track with classes and that you'll graduate in four years.




## Excellent value exceptional reputation

With 97 percent of our students receiving financial aid, and an average recipient's aid package of \$17,636, students and their parents needn't let the price tag stifle their interest in St. Norbert College. We offer a wide variety of academic and leadership-based scholarships, paid internships and student employment opportunities.

Our four-year graduation guarantee for most majors gives St. Norbert College one of the top graduation rates in Wisconsin. Through effective use of January term and summer sessions, students can even graduate in fewer than four years. Finishing up sooner than the typical five or six years means fewer years of loans, and an earlier start to earning a salary. In fact, more than 98 percent of our graduates are employed or attending graduate school when first surveyed nine months after graduation. And our national rankings support the fact that you'll get a high quality education. That makes St. Norbert a great value!

*St. Norbert College is ranked among the nation's top liberal arts colleges according to the 2009 edition of U.S. News & World Report's "America's Best Colleges."*





## Athletics Facilities

**Schuldes Sports Center:** home of the Green Knights basketball and volleyball teams with a seating capacity of 2,000. Also features racquetball courts, training room, a newly remodeled weight room and a refurbished basketball floor.

**Minahan Stadium:** home of the St. Norbert football and soccer teams. Lighted football field includes 3,100 seating capacity and our international-size soccer field features scoreboard and dugouts.

**Mel Nicks Sports Complex:** home of the Green Knights baseball and softball teams where the baseball team ranked second in Division III in home attendance in 1997 and 2000.

**Cornerstone Community Ice Center:** The state-of-the-art facility is home to the St. Norbert hockey team. The rink opened in March 2000 and features seating for nearly 2,000 fans.

## Green Knights Achieve Academic and Athletic Success

In addition to the success of our teams, many of our individual athletes have earned distinction on and off the field. Not only has St. Norbert had national champions and all-conference performers, but several Academic All-Americans and Academic All-Conference selections as well.

### Academic Success

- St. Norbert had 111 athletes earn Academic All-Conference honors in 2008.
- 37 athletes have earned Academic All-American accolades, the most by a Midwest Conference school.
- 55 athletes have been Academic All-District selections.

### Athletic Success

- St. Norbert enjoyed its best overall season during the 2007-08 school year. The Green Knights compiled a 184-83-5 overall record, including a strong 95-14-5 mark in conference action.
- During 2007-08, 18 of St. Norbert's 20 athletic teams placed in the top half of the conference.
- The St. Norbert College hockey team won the 2008 NCAA Division III national championship—the school's first team national title.
- Since 2001, St. Norbert has claimed three individual NCAA Division III national champions in track and field.
- St. Norbert has won 67 Midwest Conference championships since joining the league in 1983.
- St. Norbert has won 10 Northern Collegiate Hockey Association titles and seven NCHA Peters Cup championships since joining the league in 1994.



## A great place to call home

Live here, learn here. St. Norbert College is a riverfront residential campus where students are actively involved in academic exploration, service, athletics, study abroad, leadership and social organizations. The only institution of higher education in the world sponsored by the Norbertines, St. Norbert provides students with a long-standing tradition of excellence in education, while encouraging them to respond to the needs of local and global communities. Students flourish within the academically challenging environment and frequently note the sense of community and world-wide opportunities. They love the campus so much, students often refer to St. Norbert as their “home.”

# HEAD COACH JIM PURTILL



Under Jim Purtil's watch, the St. Norbert College football program has put up some truly impressive numbers.

In his first nine seasons, St. Norbert has compiled a glittering overall record of 84-13. The Green Knights have won eight Midwest Conference championships and have appeared in seven NCAA Division III Playoffs.

Purtil's teams have rewritten substantial amounts of Midwest Conference football history. The Green Knights own a staggering 77-3 mark in Midwest Conference games under Purtil, and is an even more impressive 38-1 in league road games. St. Norbert fashioned a league record 26-game conference winning streak to start his coaching term and carries a 25-game conference winning streak into the 2008 season. The Green Knights' six straight MWC championships from 1999 to 2004 is the longest streak of dominance in the 87-year gridiron history of the league.

Offense is Purtil's game. The Green Knights have scored over 50 points in a game 22 times in his 97-game coaching stint. In the 557 football games St. Norbert played prior to Purtil's arrival, the Green Knights scored at least 50 points in a game just 12 times.

The Green Knights finished all six seasons from 1999 to 2004 ranked in the final AFCA NCAA Division III Top 25, one of only two schools nationally – joined by Mount Union (Ohio) College – to accomplish the lofty feat. The amiable Kent, Ohio, native has led the Green Knights to final NCAA Division III rankings of 22nd in 1999, 17th in 2000, 23rd in 2001, 25th in 2002, 13th in 2003, 20th in 2004, a No. 23 ranking in 2006 and 18th in 2007.

In the NCAA Division III Playoffs, St. Norbert has taken on seven of the country's top small-college programs. St. Norbert, which lost 24-20 to UW-Eau Claire in 2007, fell to eventual national runner-up UW-Whitewater in 2006. In 2004, St. Norbert led Wisconsin Intercollegiate Athletic Conference champion UW-La Crosse after three quarters before succumbing 37-23 in a first-round game. During the 2003 season, St. Norbert rallied late in the game to pull out a 26-20 double overtime win over Simpson (Iowa) College, and then lost a second-round contest

## Purtil at St. Norbert – A Tradition of Excellence

Year	Overall	MWC/Finish	Postseason/Final Ranking
1999	9-2	9-0/1st	NCAA First Round/Ranked No. 22
2000	10-1	9-0/1st	NCAA First Round/Ranked No. 17
2001	8-2	7-1/T1st	NCAA First Round/Ranked No. 23
2002	9-1	8-1/T1st	Ranked No. 25
2003	11-1	9-0/1st	NCAA Second Round/Ranked No. 13
2004	9-2	9-0/1st	NCAA First Round/Ranked No. 20
2005	8-2	8-1/2nd	
2006	10-1	9-0/1st	NCAA First Round/Ranked No. 23
2007	10-1	9-0/1st	NCAA First Round/Ranked No. 18
<b>Totals</b>	<b>84-13</b>	<b>77-3</b>	

to eventual national champion St. John's (Minn.) University 38-13. The Green Knights lost a narrow 39-32 decision to Augustana (Ill.) College in the 1999 playoffs and the 2000 club led Central (Iowa) College 14-12 at halftime before dropping a 29-14 score. In 2001, St. Norbert lost to St. John's by a 27-20 count.

No stranger to success at the conference and national levels, Purtil's prior two coaching stops were rife with similar success. As offensive line coach at Ferris State (Mich.) University from 1988 to 1994, the Bulldogs won three Midwest Intercollegiate Football Conference titles and appeared in the NCAA Division II Playoffs each of those years.

After moving to Albion College in 1995 as the offensive coordinator, the Britons won Michigan Intercollegiate Athletic Association titles in 1995, 1996 and 1998, earning NCAA Division III Playoff berths in 1996 and 1998. Purtil was named NCAA Division III Offensive Coordinator of the Year in 1996 after Albion registered regular-season totals of 538 yards and 50.8 points per game.

Purtil graduated with a bachelor's degree in comprehensive social studies in 1978 from Miami (Ohio) University, a school which boasts a reputation as a "Cradle of Coaches," proving as a training ground for the likes of Earl "Red" Blaik, Woody Hayes, Ara Parseghian and Bo Schembechler. Purtil earned his master's degree in physical education from Salem (W. Va.) College in 1995.



**Jovan Dewitt**  
Defensive coordinator

Jovan Dewitt is in his third year as defensive coordinator at St. Norbert. The Green Knights posted three shut-outs in his first season and was second in the conference in total defense in 2008.

Dewitt arrived at St. Norbert after spending two seasons as defensive coordinator at NCAA Division II Northern Michigan University. Dewitt, who was an all-conference performer on the gridiron at Northern Michigan from 1993 to 1996, was also an assistant at NCAA Division II Fairmont State (W.Va.) College and Fort Scott (Kan.) Community College following his playing career.



**Todd Bierowski**  
Wide receivers

In his eighth year coaching the wide receivers is Todd Bierowski. Bierowski is a highly decorated St. Norbert player, sharing the school record for pass receptions in a game with 12 and is third all-time in pass receptions

with 122. Bierowski also served as a team captain in 1993 and 1994.



**Christopher Bringer**  
Defensive line

Christopher Bringer is in his third year as an aide with the defensive line. Bringer played four seasons of football in the United States military after being a prep

standout at Wauwatosa East High School. He is an assistant professor of military science at St. Norbert.



**Bob DeKeyser**  
Special teams  
Defensive backs

Bob DeKeyser is in his tenth year as a St. Norbert assistant. DeKeyser, the special teams coordinator, has also coached defensive backs and quarterbacks while at St. Norbert. DeKeyser has

coached at UW-Platteville as well as Niagara, Lena, Oconto and New London high schools. DeKeyser was an All-WSUC performer at UW-Platteville.



**Bob Forstrom**  
Wide receivers/kickers

Bob Forstrom is in his second season aiding the wide receivers and kickers. Forstrom completed his playing career at St. Norbert in 2006 and was a standout placekicker and wide receiver. Forstrom, who

kicked for the Green Bay Blizzard the past two years, was named a first-team Division III All-American as a placekicker in 2006.



**Ken Golomski**  
Linebackers

Ken Golomski enters his first season on the St. Norbert staff after a highly successful 25-year career as the head football coach at Ashwaubenon High School. Golomski, who will coach

linebackers, led the Jaguars to WIAA Division 2 state championships in 1996, 2000, 2001 and 2005 and state runner-up finishes in 1993 and 1998.



**Al Groves**  
Running backs

Al Groves is in his tenth season coaching the St. Norbert running backs. Groves, who played at St. Norbert from 1965-68, was the head coach at De Pere Abbot Pennings High School from 1982-90. After his

playing career at St. Norbert, Groves was drafted by the Green Bay Packers. Groves is a 1969 St. Norbert graduate.



**Joe Leadley**  
Quarterbacks

Joe Leadley is in his fourth season coaching the St. Norbert quarterbacks. Leadley has coached at the college level for the past 14 seasons, spending seven years coaching wide receivers at UW-Oshkosh and four

years as the offensive coordinator at Lawrence. He also was an assistant at Northern Michigan when the Wildcats claimed the 1975 NCAA Division II national championship and is a 1997 inductee into the NMU Hall of Fame.



**Guy LoCascio**  
Offensive line

In his second season coaching the offensive line is Guy LoCascio. LoCascio played offensive tackle for the University of Wisconsin from 1971 to 1975. A Green Bay native, he is a 1971 graduate of Green Bay

Premontre and also coached at his prep alma mater for 10 years.



**Don Maslinski**  
Tight ends

Entering his fourth year on the staff, Don Maslinski has been a fixture around St. Norbert athletics. Maslinski, who was St. Norbert's athletics director from 1998 to 2004, was a long-time assistant football coach at

Ashwaubenon High School in Green Bay. "Maz" will work with the tight ends this season.



**Terry Sayen**  
Defensive backs

A well-known Michigan high school coach, Terry Sayen begins his 11th year on the St. Norbert staff. Sayen mentored three-time All-American linebacker Jeremiah Janssen, who signed a free-agent contract with

the New York Jets following the 2001 season. The Gwinn, Mich., native coached Munising High School to the 1980 MHSAA Class C state championship and is in the Michigan High School Football Coaches Hall of Fame.



**Jerry Wied**  
Defensive line

Defensive line coach Jerry Wied enters his 15th season on the St. Norbert coaching staff. Wied started at Nebraska and was a freshman on the 1971 national champion. The Cornhuskers won four Big Eight titles

during his career and played in the Cotton, Sugar and Fiesta bowls. Wied captained Green Bay Premontre when the Cadets won the 1970 WISAA State Championship.



**Drew Anderson**  
Sophomore – Offensive Line  
Batavia, Ill. – Batavia HS

One varsity letter. **2007:** Helped out up front with the offensive linemen. **Personal:** Majoring in communications. Lettered in football three times and wrestling twice and Batavia High School. Two-time all-area and all-conference selection. Batavia was state football runner-up his senior year. Team won three conference championships. Birthdate is 12/6/88.



**Casey Bailey**  
Senior – Offensive Line  
Manitowoc, Wis. – Roncalli HS

Three varsity letters. **2007:** Team offensive player of the week against UW-Eau Claire. **2006:** Spent the season as the No. 2 left tackle. **2005:** Provided depth on the offensive line. **Personal:** Majoring in computer science. Played track, baseball, football and wrestling at Manitowoc Roncalli High School. All-conference football state individual wrestling tournament. Enjoys golf.

Qualified for the state individual wrestling tournament. Enjoys golf. Birthdate is 3/10/87.



**Justin Baker**  
Sophomore – Defensive Back  
Hessel, Mich. – Cedarville HS

One varsity letter. **2007:** Did not register a tackle. Named team defensive scout team player of the week against Ripon. **Personal:** Major is undecided. Lettered four times in both track and golf, three times in football and twice in basketball at Cedarville High School. Basketball team won the MHSAA Class D state championship in 2007.

All-state selection in football and was a three-time all-conference honoree. Second-team all-state and was a two-time all-conference pick in basketball. Enjoys hunting, boating and snowmobiling. Birthdate is 7/15/89.



**Tyler Bargaquist**  
Senior – Defensive Line  
Fond du Lac, Wis. – Fond du Lac HS

Three varsity letters. **Career:** Owns five career tackles with 2.5 tackles-for-loss. **2007:** Made five tackles on the season with 2.5 tackles-for-loss and one fumble recovery. Had two tackles with one tackle-for-loss in 55-9 win over Beloit. Had one tackle going for a loss in 42-28 win over Monmouth. **2006:** Did not make a tackle.

**2005:** Did not register a tackle. Team defensive scout team player of the week against Lawrence. **Personal:** Majoring in mathematics and economics. Lettered four years in track and two years in football at Fond du Lac High School. Second-team All-Fox Valley Association selection in football. Team captain and offensive line MVP. Enjoys video games. Birthdate is 12/30/86.



**Art Bell**  
Sophomore – Defensive Line  
Lombard, Ill. – Glenbard East HS

One varsity letter. **2007:** Did not record a rushing attempt while playing running back. **Personal:** Majoring in religious studies. Participated in football, wrestling, track and basketball at Glenbard East High School. All-conference selection in football. Team captain in football and wrestling. Birthdate is 11/2/88.



**Rob Berger**  
Sophomore – Quarterback/Punter  
Rice Lake, Wis. – Rice Lake HS

One varsity letter. **2007:** Set a school record with a 39.9-yard gross punting average. Also rushed six times for 112 yards and was 0-for-1 with one interception passing. Midwest Conference special teams player of the week against Illinois College. Named team special teams player of the week against Illinois College. Named

team offensive scout team player of the week against Lake Forest and Knox. Punted five times for a 47.4-yard average in 31-24 win over Illinois College, the second best single-game average in school history. **Personal:** Majoring in business administration and accounting. Lettered three times in football and twice each in basketball and baseball at Rice Lake High School. All-Big Rivers Conference selection in all three sports. Valedictorian of his high school class. Enjoys hunting and fishing. Birthdate is 6/27/89.



**Dale Bishop**  
Sophomore – Defensive Line  
Appleton, Wis. – East HS

One varsity letter. **2007:** Did not record a rushing attempt while playing running back. **Personal:** Majoring in computer science. Lettered in football three times and wrestling once at Appleton East High School. Team captain in football. Placed at the state and national level in powerlifting competitions. Enjoys video games,

movies and comic books. Birthdate is 10/13/88.



**Joe Breisch**  
Senior – Defensive Back  
River Grove, Ill. – East Leyden HS

Three varsity letters. **Career:** Owns 67 tackles with 10 tackles-for-loss and 1.5 quarterback sacks. **2007:** Finished the season with 56 tackles. Named team's most improved defensive player. Team EPEP award against Lake Forest. Added seven tackles-for-loss with one-half quarterback sack and one fumble recovery.

Made nine tackles each in 34-27 win over Olivet Nazarene and in 24-20 loss to UW-Eau Claire in NCAA Division III Playoffs. Had eight tackles in 26-24 win over Carroll. Totaled seven tackles with 2.5 tackles-for-loss in 36-6 win over Lake Forest. Turned in seven tackles with 1.5 tackles-for-loss in 42-28 win over Monmouth. **2006:** Made 11 tackles including three tackles-for-loss with one

Breisch, continued on next page



Breisch, continued

quarterback sack. Had seven tackles, including one tackle-for-loss, in 49-0 win over Illinois College. Had three tackles with one tackle-for-loss and one quarterback sack in 63-13 win over Grinnell. **2005:** Did not register a tackle. Defensive scout team player of the week against Carroll. **Personal:** Majoring in business administration and marketing. Lettered twice each in football and baseball at East Leyden High School. All-Conference football selection. Team football captain and led squad in tackles his junior and senior season. Brother of former St. Norbert defensive back Nick Breisch. Enjoys football, baseball, fishing, weightlifting and racquetball. Birthdate is 3/19/87.



**Joe Brogni**  
Senior – Defensive Back  
Buffalo Grove, Ill. – Buffalo Grove HS

Three varsity letters. **Career:** Has 106 rushes for 406 yards and four touchdowns. **2007:** Rushed 84 times for 301 yards and two touchdowns. Team offensive player of the week against Grinnell. Posted first 100-yard rushing game with 114 yards on 26 carries with one touchdown in 35-13 win over Grinnell. Had 41 yards on 12 carries in 52-27 win over Ripon. Netted 38 yards on 14 carries in 40-11 win over Lawrence. **2006:** Carried 17 times for 101 yards and two touchdowns. Rushed three times for 50 yards and one touchdown in 63-13 win over Grinnell. Ran 10 times for 42 yards and one touchdown in 49-0 win over Illinois College. **2005:** Rushed five times for four yards. Had four yards on three carries in 48-13 win over Knox. **Personal:** Majoring in biology. Played football, wrestling and track at Buffalo Grove High School. All-conference selection in football. Enjoys video games. Birthdate is 4/23/87.



**Jordan Cappaert**  
Senior – Offensive Line  
Wilson, Mich. – Bark River-Harris HS

Two varsity letters. **2007:** Missed the season due to injury. **2006:** Started at left guard during the season. **2005:** Posted one tackle on the season, coming in 56-14 win over Lake Forest. **Personal:** Majoring in history. Played football, basketball, golf and track and Bark River-Harris High School. All-conference selection and was also his conference's lineman of the year. Brother played football at Northern Michigan University. National Honor Society member. Attended Michigan Boys State. Enjoys golf, hunting, fishing, camping and snowmobiling. Birthdate is 8/29/86.



**Mike D'Andrea**  
Junior – Offensive Line  
Hudson, Wis. – Hudson HS

Two varsity letters. **2007:** Reserve right guard during the season. **2006:** Offensive scout team player of the week against Lawrence. **Personal:** Majoring in history. Lettered three times each in football and track at Hudson High School. Enjoys hunting and fishing. Birthdate is 9/30/87.



**Joe Deschane**  
Senior – Offensive Line  
Wauwatosa, Wis. – West HS

Three varsity letters. **2007:** Team offensive scout team player of the week against Beloit. **2006:** Bolstered depth on the offensive line. **2005:** Reserve on the offensive line. **Personal:** Majoring in communications. Played football at Wauwatosa West High School. Honorable mention all-conference selection. Team captain. Enjoys fishing, video games and all sports. Birthdate is 3/10/87.



**Mike Dickman**  
Junior – Running Back  
Plymouth, Wis. – Plymouth HS

Two varsity letters. **Career:** Has rushed four times for 25 yards. **2007:** Carried four times for 25 yards. Had 16 yards rushing on two carries in 55-9 win over Beloit. Rushed twice for nine yards in 52-27 win over Ripon. **2006:** Did not record a rushing attempt. **Personal:** Majoring in business administration. Lettered four times in football and three times in baseball at Plymouth High School. Baseball team qualified twice for WIAA Summer Baseball State Tournament. Team captain in football. Enjoys hunting and fishing. Birthdate is 10/17/87.



**Chris Dulmes**  
Sophomore – Offensive Line  
Cadott, Wis. – Cadott HS

One varsity letter. **2007:** Team offensive scout team player of the week against Olivet Nazarene. **Personal:** Majoring in business administration. Lettered in football three times and baseball and basketball twice each at Cadott High School. Team captain in football. National Honor Society member and an Eagle Scout. Enjoys the outdoors, sports and music. Birthdate is 2/3/89.



**Jeremy Gezella**  
Senior – Wide Receiver  
Green Bay, Wis. – Ashwaubenon HS

Two varsity letters. **2007:** Moved to wide receiver and caught 11 passes for 118 yards and one touchdown. Team offensive scout team player of the week against Monmouth. Caught three passes for 34 yards in 55-9 win over Beloit. Caught two balls for 31 yards and one touchdown in 26-24 win over Carroll. **2006:** Did not play football. **2005:** Did not record a tackle as a linebacker. **Personal:** Majoring in communications. Participated in football, wrestling and baseball at Ashwaubenon High School. All-Bay Conference selection in football, wrestling and baseball. Earned a fourth-place finish at the WIAA State Wrestling Tournament. Enjoys swimming, working out, baseball and slow pitch softball. Birthdate is 2/11/87.



**Nick Glass**  
Junior – Tight End  
Deerfield, Ill. – Deerfield HS

Two varsity letters. **2007:** Moved to tight end and caught two passes for 15 yards. Had one reception for 10 yards in 36-6 win over Lake Forest. Caught one pass for five yards in 42-28 win over Monmouth. **2006:** Did not register a tackle while playing on the defensive line. Defensive scout team player of the week against

Monmouth. **Personal:** Majoring in communications. Earned two letters each in football and track and one letter in basketball at Deerfield High School. All-Conference selection in football. Father was on the U.S. Olympic fencing team and sister was on the crew team at Notre Dame. Birthdate is 6/11/88.



**Jordan Gobert**  
Sophomore – Wide Receiver  
Rapid River, Mich. – Mid-Peninsula HS

One varsity letter. **2007:** Team offensive scout team player of the week against Monmouth. **Personal:** Majoring in communications. Lettered in football, basketball and track four times each and golf three times at Mid-Peninsula High School. All-U.P. selection and all-conference honoree in football. Sister played

basketball at Northern Michigan. Also runs track at St. Norbert. Enjoys sports and family. Birthdate is 9/6/88.



**Nick Gorski**  
Junior – Tight End  
Palos Heights, Ill. – Providence Catholic HS

Two varsity letters. **2007:** Caught five passes for 58 yards. Received three passes for 46 yards in 42-28 win over Monmouth. Made two catches for 12 yards in 26-24 win over Carroll. **2006:** Did not receive a pass. Offensive scout team player of the week against Monmouth.

**Personal:** Majoring in accounting. Participated in football, baseball and basketball at Providence Catholic High School. Football team won state championship in 2004. All-conference selection in baseball. Also plays baseball at St. Norbert. Enjoys cars and sports. Birthdate is 10/27/87.



**Dustin Gresen**  
Senior – Defensive Back  
Hartford, Wis. – Hartford HS

Two varsity letters. **2007:** Posted 22 tackles. Also rushed five times for minus-five yards before moving to the defensive side of the ball. Named team's defensive rookie of the year. Team special teams player of the week against Grinnell and Lake Forest. Made five tackles in 26-24 win over Carroll. Had four tackles in 49-14

win over Knox. **2006:** Had one carry for 14 yards in a 63-13 win over Grinnell. Offensive scout team player of the week against Carroll and Ripon. **Personal:** Majoring in business administration. Lettered three times each in football and track at Hartford High School. All-conference selection in football. Football team won conference title. Qualified for the state track meet. Enjoys sports, hunting, fishing and video games. Birthdate is 5/25/87.



**Ben Hackbart**  
Junior – Defensive Back  
Sussex, Wis. – Hartland Arrowhead HS

Two varsity letters. **Career:** Owns 44 career tackles. **2007:** Totaled 37 tackles on the year with 2.5 tackles-for-loss, one forced fumble and one interception. Named team special teams unsung hero. Midwest Conference defensive player of the week against Illinois College.

Team defensive player of the week against Illinois College. Team special teams player of the week against Olivet Nazarene. Posted a career-high 15 tackles and returned an interception 50 yards for a touchdown in 31-24 win over Illinois College. Had five tackles in 26-24 win over Carroll. Made four stops each in 34-27 win over Olivet Nazarene and in 52-27 win over Ripon. **2006:** Registered seven tackles on the season, all solos. Defensive scout team player of the week against Olivet Nazarene. Had three tackles in 49-0 win over Illinois College. **Personal:** Majoring in communications. Participated in football, basketball and wrestling at Arrowhead High School. All-conference and all-district in football as a junior and senior. Team captain in football. Uncle, Dale Hackbart, played football at Wisconsin and in the NFL. Father, John, played football at St. Norbert. Enjoys hunting and video games. Birthdate is 9/24/87.



**Jared Hackbart**  
Senior – Defensive Line  
Sussex, Wis. – Hartland Arrowhead HS

Three varsity letters. **Career:** Has 40 career tackles with nine tackles-for-loss and 3.5 quarterback sacks. **2007:** Registered 23 tackles with five tackles-for-loss and 2.5 quarterback sacks. Team defensive player of the week against Olivet Nazarene. Compiled 10 tackles with one tackle-for-loss and one quarterback sack in

34-27 win over Olivet Nazarene. Had four tackles in 42-28 win over Monmouth. Made four tackles with one tackle-for-loss and one quarterback sack in 40-11 win over Lawrence. **2006:** Owned 15 tackles with four-tackles-for-loss and one quarterback sack. Had three tackles apiece in 63-13 win over Grinnell, in 42-27 win over Knox and in 37-7 win over Beloit. Posted two tackles – both for a loss – with one quarterback sack in 49-0 win over Illinois College. **2005:** Totaled two tackles on the season, getting one each in a 45-7 loss to UW-Whitewater and in 56-14 win over Lake Forest. Team defensive scout team player of the week against Monmouth. **Personal:** Majoring in business administration. Lettered three years in football and in basketball once at Hartland Arrowhead High School. Arrowhead was state runner-up his sophomore and junior season. Team football captain as senior. Father, John, played football at St. Norbert. Uncle, Dale Hackbart, played football at the University of Wisconsin and went on to a long career in the NFL. Uncle, Bob Hackbart, also wrestled at UW. Enjoys fishing, camping, working out and the outdoors. Birthdate is 9/29/86.



**Jon Herger**  
Senior – Defensive Line  
Green Bay, Wis. – Preble HS

Three varsity letters. **Career:** Has 42 career tackles. **2007:** Posted 24 tackles with five tackles-for-loss and a one-half quarterback sack. Honorable mention All-Midwest Conference selection. Team defensive player of the week against Monmouth. Totaled eight tackles with 1.5 tackles-for-loss and one-half quarterback sack in

42-28 win over Monmouth. Had five tackles with 2.5 tackles-for-loss in 26-24 win over Carroll. **2006:** Owned 13 tackles with one tackle-for-loss and one pass defended. Had three tackles each in 42-14 win over Lawrence, in 42-27 win

Herger, continued on next page

Herger, continued

over Knox and in 38-28 win over Ripon. **2005:** Registered five tackles on the season. Team offensive scout team player of the week against Beloit. Had two tackles in 48-13 win over Knox. Had solo tackles in 28-0 win over Illinois College, 44-15 win over Lawrence and in 63-14 win over Grinnell. **Personal:** Majoring in business administration and economics. Participated in football, track and wrestling at Green Bay Preble High School. Birthdate is 11/12/86.



**Ernest James**  
Sophomore – Defensive Back  
Madison, Wis. – West HS

One varsity letter. **2007:** Made 11 tackles on the season with one forced fumble and one fumble recovery. Team special teams player of the week against Lawrence. Had three tackles in 36-6 win over Lake Forest. **Personal:** Majoring in business administration and accounting. Lettered in football and track twice each and basketball once at Madison West High School. All-state and all-conference in track. Enjoys video games. Birthdate is 6/7/87.



**Art Janowiak**  
Senior – Defensive Line  
Woodridge, Ill. – Downers Grove South HS

Three varsity letters. **Career:** Owns six lifetime tackles. **2007:** Totaled five tackles on the year. Had two tackles each in 40-11 win over Lawrence and in 55-9 win over Beloit. **2006:** Did not register a tackle. Defensive scout team player of the week against UW-Whitewater. **2005:** Posted one tackle, going for a loss and a sack in 63-14 win over Grinnell. Defensive scout team player of the week against Grinnell. **Personal:** Majoring in economics and history. Lettered twice in football and once in track at Downers Grove South High School. Enjoys golf and basketball. Birthdate is 5/16/87.



**Ryan Kaminski**  
Junior – Offensive Line  
Germantown, Wis. – Germantown HS

Two varsity letters. **2007:** Started at right guard. Team EPEP award against UW-Eau Claire. **2006:** Offensive scout team player of the week against Olivet Nazarene. **Personal:** Majoring in business administration. Lettered three times in football and once in track at Germantown High School. First-team all-conference and all-county honoree and was an honorable mention all-district selection. Team's most valuable offensive lineman. Father played football at UW-La Crosse. Enjoys hunting, fishing, weightlifting and golf. Birthdate is 11/25/87.



**Nic Kampher**  
Sophomore – Linebacker  
Plymouth, Wis. – Plymouth HS

One varsity letter. **2007:** Did not record a tackle. Team defensive scout team player of the week against Carroll. **Personal:** Majoring in biomedical sciences. Lettered in track four times and football three times at Plymouth High School. Football team won three conference titles and track team won two conference championships. Selected all-state, all-region, all-area and was twice named first-team all-conference. Was Eastern Wisconsin Conference Player of the Year. Birthdate is 12/3/88.



**Joey Kobs**  
Junior – Running Back  
Brookfield, Wis. – Brookfield Central HS

One varsity letters. **2007:** Did not play football. **2006:** Had one carry for three yards. **Personal:** Majoring in communications. Lettered three times each in football and track at Brookfield Central High School. Team captain in track and football. Writes for the St. Norbert Times. Birthdate is 10/14/87.



**Zac Krause**  
Senior – Defensive Line  
Mishicot, Wis. – Mishicot HS

Three varsity letters. **2007:** Backup center and also the team's long snapper. **2006:** No. 2 on the depth chart at center. **2005:** Registered four tackles on the season. Picked up solo stops in 28-0 win over Illinois College, in 44-15 win over Lawrence, in 63-14 win over Grinnell and in 56-14 win over Lake Forest. **Personal:** Majoring in elementary education. Lettered four times each in wrestling and baseball and three times in football at Mishicot High School. First-team All-Olympian Conference selection on offensive and defensive line as senior. Placed sixth at WIAA state wrestling tournament as senior. Also first-team All-Olympian pick in baseball. Team captain in all three sports. National Honor Society member. Enjoys golfing, fishing, hunting and card collecting. Birthdate is 6/1/87.



**Alex Kretzschmar**  
Sophomore – Wide Receiver  
Hartland, Wis. – Arrowhead HS

One varsity letter. **2007:** Did not catch a pass. Named team offensive scout team player of the week against Lawrence. **Personal:** Majoring in business administration. Lettered twice each in football and golf at Arrowhead High School. Football team was WIAA Division 1 state runner-up in 2006. Enjoys golf. Birthdate is 4/3/89.

# RETURNING LETTERMEN



**Tyler Liptack**  
Sophomore – Defensive Line  
Lakewood, Wis. – Wabeno HS

One varsity letter. **2007:** Did not record a tackle. **Personal:** Majoring in mathematics. Participated in football, basketball, wrestling and golf at Wabeno High School. Football team won three conference championships. All-conference selection in football. Valedictorian of his high school class. Brother, Paul,

played football at St. Norbert. Enjoys fishing, hunting, water sports and snowmobiling. Birthdate is 11/15/88.



**Bill Menges**  
Senior – Defensive Back  
Inverness, Ill. – St. Viator HS

Three varsity letters. **2007:** Made two tackles on the season, both in 55-9 win over Beloit. **2006:** Did not make a tackle. **2005:** Did not register a tackle. **Personal:** Majoring in communications. Participated in football and wrestling at St. Viator High School in Arlington Heights. All-conference and all-area selection.

Enjoys golfing and fishing. Birthdate is 9/21/86.



**Chris Ludvik**  
Sophomore – Kicker  
Weyerhaeuser, Wis. – Weyerhaeuser HS

One varsity letter. **2007:** Handled the kickoff chores for the Green Knights. **Personal:** Majoring in sociology. Lettered four times each in football and track and twice in basketball at Weyerhaeuser High School. All-conference at three positions in football. Team most valuable player in football. Qualified for the state track meet in the high jump. Birthdate is 10/7/88.



**Tim Mueller**  
Junior – Offensive Line  
Niles, Ill. – Notre Dame HS

Two varsity letters. **2007:** Started at right tackle for second-straight season. Second-team All-Midwest Conference selection. Team offensive player of the week against Knox. **2006:** Finished the season as the starting right tackle. Team offensive rookie of the year. **Personal:** Majoring in business administration. Played football at

Niles Notre Dame High School. All-conference selection. Earned team's linemen award. Birthdate is 3/23/88.



**Chris Manlick**  
Junior – Defensive Back  
Auburdale, Wis. – Marshfield Columbus HS

Two varsity letters. **Career:** Has 19 tackles and two interceptions. **2007:** Registered 19 tackles with two interceptions and one fumble recovery. Also had three passes defended. Academic All-Midwest Conference. Team special teams player of the week against Carroll. Returned an interception for 100 yards while netting two

tackles in 42-28 win over Monmouth. Had three tackles each in 35-13 win over Grinnell, in 40-11 win over Lawrence, in 52-27 win over Ripon and in 55-9 win over Beloit. **2006:** Did not register a tackle. **Personal:** Majoring in psychology. Dean's List student at St. Norbert. Participated in football, basketball, track and baseball at Marshfield Columbus High School. All-conference selection three times in football. Football team's offensive and defensive most valuable player as a senior. Birthdate is 3/4/87.



**Shane Murray**  
Sophomore – Defensive Line  
Chicago, Ill. – Niles Notre Dame HS

One varsity letter. **2007:** Did not record a tackle. **Personal:** Majoring in political science. Participated in football, track and wrestling at Notre Dame High School. Earned Coaches' Award in football and track. Father played football at North Central College and brother played football at Dartmouth. Enjoys reading and

puzzles. Birthdate is 3/19/89.



**Chris Mannix**  
Sophomore – Wide Receiver  
Chicago, Ill. – Niles Notre Dame HS

One varsity letter. **2007:** Did not catch a pass. Named team offensive scout team player of the week against Grinnell. **Personal:** Majoring in communications. Lettered twice each in football and wrestling at Notre Dame High School. Uncle played basketball at the University of South Florida. Enjoys wakeboarding,

snowboarding and boating. Birthdate is 5/25/89.



**Anthony Nanne**  
Sophomore – Wide Receiver  
Golden Valley, Minn. – Benilde-St. Margaret HS

One varsity letter. **2007:** Rushed nine times for five yards and also caught one pass for two yards. Returned six kickoffs for 82 yards and had one punt return for 14 yards. Made 13 special-teams tackles. Team EPEP award against Beloit. Made four tackles in 55-9 win over Beloit. **Personal:** Majoring in business administration.

Lettered in football three times and lacrosse twice at Benilde-St. Margaret High School. Lacrosse team won state championship and football team was state semifinalist his senior year. Football team most valuable player. All-conference in football and lacrosse. Grandfather, Lou Nanne, is former player, coach and general manager of the Minnesota North Stars and is in the U.S., Canadian and International Hockey halls of fame. Birthdate is 5/14/89.



**Drew Nault**  
 Sophomore – Defensive Line  
 Big Bend, Wis. – Waukesha Catholic Memorial HS

One varsity letter. **2007:** Did not register a tackle. **Personal:** Majoring in communications. Played football at Waukesha Catholic Memorial High School. Football team captain. Uncle, Paul Feldhausen, played for the New England Patriots. Enjoys movies and music. Birthdate is 7/24/88.



**Roger Nault**  
 Sophomore – Kicker  
 Kingsford, Mich. – Kingsford HS

One varsity letter. **2007:** Did not catch a pass at wide receiver. **Personal:** Majoring in computer science. Lettered four times in track, twice in football and once in basketball at Kingsford High School. All-U.P. and all-conference selection in football. National Honor Society member. Enjoys soccer. Birthdate is 8/5/88.



**Alex Noskowiak**  
 Senior – Linebacker  
 Green Bay, Wis. – Ashwaubenon HS

Three varsity letters. **Career:** Owns 95 career tackles with four interceptions. **2007:** Enjoyed 77-tackle season, with 9.5 tackles-for-loss and one quarterback sack. Also had four passes defensed, made two interceptions and forced one fumble. First-team All-Midwest Conference honoree. Academic All-Midwest Conference.

Handled team's pooch punting chores, placing seven of his 11 punts on the year inside the opponent's 20-yard line with a 38.6 yard average. Team defensive player of the week against Ripon. Had 13 tackles with 2.5 tackles-for-loss, one quarterback sack and one fumble recovery in 26-24 win over Carroll. Posted 11 tackles in 35-13 win over Grinnell. Made 10 stops in 49-14 win over Knox. **2006:** Registered 15 tackles with two interceptions. Made five tackles and had one interception for a return of 38 yards in 59-17 loss to UW-Whitewater in NCAA Division III Playoffs. Made three tackles in 37-7 win over Beloit. Had two tackles each in 63-13 win over Grinnell and in 42-27 win over Knox. **2005:** Had three tackles on the season, with one going for a loss. Also saw spot duty as a placekicker, making 6 of 8 extra-point attempts. Had two tackles in 45-7 loss to UW-Whitewater. Had one tackle, going for a loss, in 48-13 win over Knox. Made 4 of 5 extra points against Knox and 2 of 3 in 28-20 loss to Monmouth. **Personal:** Majoring in accounting. Dean's List student at St. Norbert. Played football and basketball at Ashwaubenon High School. Football team captain and all-area selection at linebacker. Also team captain in basketball. Father and three uncles played football at St. Norbert. Cousin, Ryan Hartman, is St. Norbert's all-time passing leader. Sister, Katie, also played softball at St. Norbert. Enjoys working out, fishing, camping and snowmobiling. Birthdate is 8/26/86.



**Brian Peterson**  
 Junior – Tight End  
 Marinette, Wis. – Catholic Central HS

Two varsity letters. **2007:** Hauled in 12 receptions for 212 yards and three touchdowns. Academic All-Midwest Conference. Caught three passes for 58 yards and two touchdowns in 35-13 win over Grinnell. Made three receptions for 50 yards in 34-27 win over Olivet Nazarene. Grabbed two passes for 57 yards in 55-9 win over Beloit. **2006:** Did not catch a pass. Offensive scout team player of the week against Illinois College. **Personal:** Majoring in natural science. Dean's List student at St. Norbert. Played football, basketball and baseball at Marinette Catholic Central High School. All-conference selection in football. Team most valuable player in basketball and baseball. Valedictorian of his class. Enjoys hunting and fishing. Birthdate is 3/28/88.



**Ben Petry**  
 Senior – Wide Receiver  
 Aurora, Ill. – West Aurora HS

Three varsity letters. **2007:** Totaled 14 receptions for 150 yards and two touchdowns. Academic All-Midwest Conference. Caught three passes for 20 yards and one touchdown in 24-20 loss to UW-Eau Claire in NCAA Division III Playoffs. Made three receptions for 34 yards in 40-11 win over Lawrence. **2006:** Did not make a reception. **2005:** Did not catch a pass. **Personal:** Majoring in business administration and economics. Participated in wrestling, track and football at West Aurora High School. School's athlete of the year. All-conference and all-district in football. Team captain in football and wrestling. National Honor Society member. Enjoys golf, cribbage and swimming. Birthdate is 5/1/87.



**A.J. Phillips**  
 Senior – Running Back  
 Green Bay, Wis. – Ashwaubenon HS

Three varsity letters. **Career:** Has 4,453 all-purpose yards. Has 337 rushes for 1,450 yards and 20 touchdowns with 59 receptions for 772 yards and three touchdowns. Has returned 65 kickoffs for 1,457 yards and 58 punts for 774 yards. **2007:** Totaled 1,895 all-purpose yards to rank eighth in the NCAA Division III. Rushed 175 times for 721 yards and 10 touchdowns. Made 36 receptions for 441 yards and one touchdown. Returned 21 kickoffs for 472 yards and 21 punts for 261 yards. First-team All-Midwest Conference selection at running back and return specialist. Academic All-Midwest Conference. Team special teams player of the year. Team offensive player of the week against Carroll, Beloit and Illinois College. Racked up 400 all-purpose yards in 31-24 win over Illinois College – rushing 30 times for 157 yards and one touchdown, had five receptions for 93 yards, returned three kickoffs for 98 yards and four punts for 52 yards. Had eight receptions for 103 yards and one touchdown in 42-28 win over Monmouth. Had 85 yards rushing on 21 carries and 71 yards receiving on seven receptions in 26-24 win over Carroll. **2006:** Compiled 1,476 all-purpose yards to rank second in the Midwest Conference. Rushed 142 times for 609 yards and nine touchdowns. Added 17 receptions for 185 yards and one touchdown. Returned 22 kickoffs for 450 yards and 21 punts for 232 yards. Second-team All-Midwest Conference selection as both running back and return specialist. Academic All-Midwest Conference selection. Midwest Conference offensive player of the week against Knox. Team offensive player of the week against Knox, Carroll and Ripon. Posted

Phillips, continued on next page

# RETURNING LETTERMEN

Phillips, continued

a season-high 245 all-purpose yards (67 rushing, 78 receiving, 80 kickoff returns, 20 punt returns) with two touchdowns in 42-27 win over Knox. Rushed 18 times for 100 yards and two touchdowns in 41-0 win over Carroll. Had 21 carries for 87 yards and two touchdowns in 38-28 win over Ripon. Had 95 yards rushing on 19 carries with one touchdown in 37-7 win over Beloit. **2005:** Totaled 1,082 all-purpose yards to rank ninth in the Midwest Conference, and was the only freshman in the top 10. Rushed 20 times for 120 yards and one touchdown and caught six passes for 146 yards and one touchdown. Returned 22 kickoffs for 535 yards and 16 punts for 281 yards. Honorable mention All-Midwest Conference as a kick returner. Team special teams player of the year. Midwest Conference special teams player of the week against Ripon. Team special teams player of the week against Knox and Carroll. Had 178 return yards (108 punt, 70 kickoff) and 17 yards rushing on four carries with a touchdown in 63-14 win over Grinnell. Had 169 return yards (140 kickoff, 29 punt) in 48-13 win over Knox. Rushed four times for 43 yards and caught one pass for 11 yards in 28-0 win over Illinois College. First collegiate touchdown was an 84-yard pass reception in 45-7 loss to UW-Whitewater. **Personal:** Majoring in communications. Dean's List student at St. Norbert. Played football, baseball and wrestling at Ashwaubenon High School. First-team all-state in football as a senior, also all-region and all-conference. First-team All-Bay Conference and all-region as a junior in football. First-team All-Bay Conference in wrestling three times. Ashwaubenon won two Bay Conference championships each in football and wrestling during his prep career. Baseball team qualified for WIAA State Tournament as a senior. WIAA State Scholar-Athlete. Also played baseball at St. Norbert in 2006, hitting .293 in 18 games with 16 starts. Father wrestled at William Jewell (Mo.) College. Enjoys



**John Rappel**  
Senior – Defensive Back  
Manitowoc, Wis. – Manitowoc HS

Three varsity letters. **Career:** Has 68 career tackles with seven interceptions, six passes defensed and five tackles-for-loss. **2007:** Totaled 63 tackles with seven interceptions and five passes defensed. Second-team All-Midwest Conference selection. Midwest Conference defensive player of the week against Knox. Team

defensive player of the week against Knox. Team EPEP award against Lawrence. Registered 12 tackles in 52-27 win over Ripon. Had 10 tackles with two tackles-for-loss and two interceptions – returning both for touchdowns – in 49-14 win over Knox. Made 10 stops in 26-24 win over Carroll. Posted seven tackles with two interceptions in 24-20 loss to UW-Eau Claire in NCAA Division III Playoffs. **2006:** Made five tackles with one pass defensed on the season. Earned team special teams player of the week award against Beloit. Made two tackles each in 63-13 win over Grinnell and in 42-27 win over Knox. **2005:** Did not register a tackle. **Personal:** Majoring in computer science. Played football, track and baseball at Manitowoc Lincoln High School. All-Fox River Valley Conference and team MVP in football and track. Enjoys weightlifting, disc golf and fourwheeling. Birthdate is 2/13/87.



**Jake Reisner**  
Junior – Offensive Line  
Kaukauna, Wis. – Fox Valley Lutheran HS

Two varsity letters. **2007:** Academic All-Midwest Conference. **2006:** Bolstered the offensive line's depth. **Personal:** Majoring in biomedical science. Dean's List student at St. Norbert. Lettered three times in football and twice in tennis at Fox Valley Lutheran High School. All-conference selection in football. Enjoys skiing,

lifeguarding and English literature. Birthdate is 2/11/88.



**John Riemer**  
Sophomore – Defensive Line  
Elcho, Wis. – Elcho HS

One varsity letter. **2007:** Did not record a tackle. Defensive scout team player of the week against Illinois College. **Personal:** Majoring in communications. Lettered four years in football, three times in wrestling and once in baseball at Elcho High School. Honorable mention all-state selection in football. Qualified for

the state individual wrestling tournament twice. Enjoys hunting and paintball. Birthdate is 10/11/88.



**Kyle Ripley**  
Sophomore – Linebacker  
Pulaski, Wis. – Pulaski HS

One varsity letter. **2007:** Registered 14 tackles. Team special teams player of the week against Beloit. Had three tackles each in 40-11 win over Lawrence and in 52-27 win over Ripon. **Personal:** Majoring in business administration. Dean's List student at St. Norbert.

Lettered in track four times, football three times and basketball two times at Pulaski High School. First-team All-Bay Conference selection in football. Football team captain. National Honor Society member. Four uncles played college basketball and one uncle played football at Yale. Enjoys fishing and hunting. Birthdate is 6/17/88.



**Jeff Schneider**  
Senior – Running Back  
Phillips, Wis. – Phillips HS

Three varsity letters. **2007:** Caught one pass for 15 yards. Team offensive scout team player of the week against UW-Eau Claire. **2006:** Did not get a carry. **2005:** Did not play football. **2004:** Rushed four times for 22 yards. Had three carries for 18 yards in 52-7 win over Lawrence. **Personal:** Majoring in communications.


Dean's List student at St. Norbert. Played hockey, football and baseball at Phillips High School. All-conference twice each in baseball, football and hockey. Won school's top male athlete award. Also played baseball at St. Norbert. Enjoys hunting and fishing. Birthdate is 6/9/86.



**Todd Sheedy**  
Junior – Running Back  
Green Bay, Wis. – Pulaski HS

Two varsity letters. **2007:** Compiled a total of nine tackles on the season. Team special teams player of the week against Knox and Ripon. Had three tackles in 52-27 win over Ripon. Made two tackles in 42-28 win over Monmouth. **2006:** Defensive scout team player of the week against Carroll. **Personal:** Majoring in business

administration. Lettered three times each in football and track and twice in basketball at Pulaski High School. First-team All-Bay Conference and second-team all-area as a kicker. School's male athlete of the year as a senior. Enjoys weightlifting, sports and video games. Birthdate is 5/16/88.



**Micah Sikora**  
 Sophomore – Offensive Line  
 Grafton, Wis. – Grafton HS

One varsity letter. **2007:** Offensive scout team player of the week against Illinois College. **Personal:** Major is undeclared. Participated in football at Grafton High School. Enjoys sports and fishing. Birthdate is 8/21/88.



**Dante Sims**  
 Sophomore – Running Back  
 Madison, Wis. – Memorial HS

One varsity letter. **2007:** Rushed 16 times for 115 yards and also caught one pass for 23 yards. Had 43 yards rushing on five carries in 55-9 win over Beloit. Had seven carries for 37 yards in 36-6 win over Lake Forest. **Personal:** Majoring in business administration. Participated in football, track and wrestling at Madison

Memorial High School. All-conference, all-city and all-area selection. Birthdate is 5/19/87.



**Bryan Stoppenbach**  
 Sophomore – Quarterback  
 Burlington, Wis. – Catholic Central HS

One varsity letter. **2007:** Completed 1 of 3 passes for seven yards and also rushed twice for a net of one yard. Was 1-for-3 passing for seven yards in 36-6 win over Lake Forest. **Personal:** Majoring in biology. Lettered three times each in football and baseball and twice in basketball at Burlington Catholic Central High School.

Also plays baseball at St. Norbert. Conference player of the year in football as well as being an all-conference and all-county selection. Football team was WIAA Division 7 state runner-up as a sophomore and basketball team won WIAA Division 4 state championship as a junior. District Player of the Year in baseball and was twice named all-state and county player of the year. Father played football and baseball at UW-Whitewater. Enjoys sports, going to the beach and friends. Birthdate is 6/6/88.



**Jack Strotman**  
 Junior – Offensive Line  
 Deerfield, Ill. – Deerfield HS

Two varsity letters. **2007:** Saw action up front on the offensive line. **2006:** Provided depth to the offensive line. **Personal:** Majoring in business administration. Lettered twice in football at Deerfield High School. All-conference and all-area selection. Enjoys video games. Birthdate is 1/19/88.



**Matt Sullivan**  
 Senior – Linebacker  
 Bayside, Wis. – Glendale Nicolet HS

Three varsity letters. **Career:** Has 17 lifetime tackles. **2007:** Made 14 tackles with four tackles-for-loss and 1.5 quarterback sacks. Team special teams player of the week against UW-Eau Claire. Had three tackles with one tackle-for-loss and one-half quarterback sack in 35-13 win over Grinnell. Also had three-tackle games in 34-27 win over Olivet Nazarene and in 55-9 win over Beloit. **2006:** Credited with one punt return for nine yards in 38-28 win over Ripon. **2005:** Registered three tackles on the season, all coming in 63-14 win over Grinnell. Team defensive scout team player of the week against Knox. **Personal:** Majoring in art. Played hockey, rugby and football at Nicolet High School. All-North Shore Conference selection at linebacker as junior and senior. Enjoys geocaching, ceramics and model boats. Birthdate is 1/31/87.



**Matt Szmada**  
 Junior – Defensive Back  
 Wausau, Wis. – Newman HS

Two varsity letters. **2007:** Moved to defensive back, making six tackles. Had three tackles in 42-28 win over Monmouth. **2006:** Had one rush for seven yards in 41-0 win over Carroll. Offensive scout team player of the week against Grinnell and Knox. **Personal:** Majoring in biology. Lettered four times in football and track at

Wausau Newman High School. All-conference in football and track. City most valuable in track. Grandfather, Ray Szmada, is the nationally recognizable "Menards Guy." Birthdate is 12/2/87.



**Tom Trampas**  
 Sophomore – Defensive Back  
 Elmwood Park, Ill. – St. Patrick HS

One varsity letter. **2007:** Did not record a tackle. Team defensive scout team player of the week against Monmouth. **Personal:** Majoring in business administration. Lettered four times in football, twice in baseball and once each in hockey, boxing and track at St. Patrick High School. Team most valuable special teams

player. Team captain in football and hockey. Enjoys softball. Birthdate is 10/3/88.



**Steve Vanden Bush**  
 Senior – Defensive Line  
 New Franken, Wis. – Luxemburg-Casco HS

Three varsity letters. **Career:** Owns 23 career tackles with 3.5 tackles-for-loss and 1.5 quarterback sacks. **2007:** Posted a 22-tackle campaign with 3.5 tackles-for-loss and 1.5 quarterback sacks. Made five tackles with one tackle-for-loss and one quarterback sack in 26-24 win over Carroll. Had five tackles in 52-27 win

over Ripon. Made four tackles with one tackle-for-loss in 31-24 win over Illinois College. **2006:** Had one tackle, coming in 48-0 win over Monmouth. Also blocked a kick in 63-13 win over Grinnell. **2005:** Did not tally a tackle. **Personal:** Majoring in computer science. Participated in football, wrestling and track and Luxemburg-Casco High School. Second-team All-Packerland Conference selection in football and wrestling. Enjoys fishing, hunting and music. Birthdate is 3/19/87.

# RETURNING LETTERMEN



**Sam Van Straten**  
Junior – Defensive Back  
Green Bay, Wis. – East HS

Two varsity letters. **2007:** Totaled five tackles on the season. Made two tackles in 35-13 win over Grinnell. **2006:** Did not record a tackle. Defensive scout team player of the week against Illinois College. **Personal:** Majoring in graphic design. Participated in football and track at Green Bay East High School. Second-team

All-Fox River Valley Conference selection at linebacker. Team captain in football. Enjoys art. Birthdate is 3/28/88.



**Zach Wollner**  
Junior – Defensive Line  
Kewaskum, Wis. – Kewaskum HS

Two varsity letters: **2007:** Did not register a tackle. **2006:** Made one tackle, coming in 63-13 win over Grinnell.

**Personal:** Majoring in accounting. Lettered three times in basketball and twice in football at Kewaskum High School. All-conference and all-county selection in football. Aunt played volleyball at Marquette. Enjoys

video games and music. Birthdate is 1/19/88.



**Tanner Voss**  
Senior – Wide Receiver  
Beloit, Wis. – Beloit Memorial HS

Three varsity letters. **Career:** Is 0-for-5 with one interception while playing quarterback. **2007:** Did not attempt a pass. Academic All-Midwest Conference. **2006:** Was 0-for-5 passing with one interception. Rushed seven times for 15 yards, including three times for 14 yards in 48-0 win over Monmouth. Academic

All-Midwest Conference selection. **2005:** Did not attempt a pass. Team offensive scout team player of the week against UW-Whitewater and Ripon. **Before SNC:** Attended UW-Platteville. **Personal:** Majoring in business administration. Lettered three times in baseball and football twice at Beloit Memorial High School. Team MVP in football as senior. Beloit Memorial's male scholar-athlete of the year. National Honor Society member. Father played football at Carroll College. Enjoys waterskiing, golf, fishing and boating. Birthdate is 2/24/85.



**Scott Wuensch**  
Senior – Linebacker  
Algonquin, Ill. – Marian Central HS

Three varsity letters. **Career:** Has 96 career tackles with seven tackles-for-loss and one quarterback sack. **2007:** Made 70 tackles on the year with four tackles-for-loss, one forced fumble and one interception. Honorable mention All-Midwest Conference selection. Named team defensive EPEP awardwinner. Team defensive player

of the week against UW-Eau Claire. Team EPEP award against Olivet Nazarene and Grinnell. Posted a career-high 15 tackles in 24-20 loss to UW-Eau Claire in NCAA Division III Playoffs. Had nine tackles with one tackle-for-loss in 35-13 win over Grinnell. Posted nine tackles in 31-24 win over Illinois College. Turned in eight tackles with one tackle-for-loss in 26-24 win over Carroll. **2006:** Tallied 15 tackles with two tackles-for-loss, one quarterback sack and one forced fumble. Made four tackles with one tackle-for-loss in 41-0 win over Carroll. Had three tackles, including one tackle-for-loss, one quarterback sack and one forced fumble in 63-13 win over Grinnell. Had three solo tackles in 49-0 win over Illinois College. **2005:** Registered 11 tackles, including one for a loss. Team defensive scout team player of the week against UW-Whitewater. Had three tackles, including one for loss, in 48-13 win over Knox. Registered three tackles in 44-15 win over Lawrence. **Personal:** Majoring in business administration. Played football, basketball and tennis at Marian Catholic High School. Team captain in all three sports. Football and basketball teams won a pair of conference championships each. Birthdate is 8/28/87.



**John Weninger**  
Sophomore – Running Back  
Lomira, Wis. – Lomira HS

One varsity letter. **2007:** Had one rush for 16 yards on the season, coming in a 55-9 win over Beloit. **Personal:** Majoring in computer science and business administration. Lettered three times each in football, basketball and golf and once in track at Lomira High School. Three-time first-team all-conference selection in

football. Honorable mention all-state in football. First-team all-conference pick in basketball. Team most valuable and captain in football. Enjoys hunting, golf and fishing. Birthdate is 9/14/88.



**Nick Wilson**  
Sophomore – Wide Receiver  
Sheboygan, Wis. – South HS

One varsity letter. **2007:** Did not catch a pass. **Personal:** Majoring in elementary education. Participated in football and basketball at Sheboygan South High School. National Honor Society member. Enjoys video games, movies and water sports. Birthdate is 9/2/88.



# GREEN KNIGHTS TO WATCH



**Kevin Babik**  
Fr. – Tight End  
Waterford




**Travis Bachofen**  
Fr. – Defensive Line  
Columbus



**Bret Blozinski**  
Fr. – Defensive Line  
Green Bay



**Chris Briski**  
Fr. – Running Back  
Appleton



**Nyles Brown**  
Fr. – Linebacker  
Amherst



**Andrew Chesbro**  
Fr. – Tight End  
Neshkoro



**Jack Dempsey**  
Fr. – Wide Receiver  
Berkeley, Ill.



**Jon Deschane**  
Fr. – Quarterback  
Wauwatosa



**Corderro Earls**  
Fr. – Wide Receiver  
Madison



**Mike Fabrizio**  
Fr. – Quarterback  
Chicago, Ill.



**Billy Fischer**  
Fr. – Offensive Line  
Libertyville, Ill.



**Scott Fitzgerald**  
Fr. – Defensive Back  
Juneau



**Jeff Gregory**  
Fr. – Offensive Line  
Lake Tomahawk



**Nick Gries**  
Fr. – Offensive Line  
Menasha



**John Grogan**  
Fr. – Linebacker  
Naperville, Ill.



**Adam Gruett**  
Fr. – Quarterback  
Hilbert



**Austin Gueths**  
Fr. – Defensive Line  
Shawano



**Brandon Guile**  
Fr. – Quarterback  
Whitelaw



**Jake Hackbart**  
Fr. – Offensive Line  
Sussex



**Kevin Hansen**  
Fr. – Quarterback  
Waukesha

# GREEN KNIGHTS TO WATCH



**Dan Hansmann**  
Fr. – Running Back  
Plymouth



**Christian Harrington**  
Fr. – Defensive Line  
Iron Mountain, Mich.



**Andres Herrera**  
Fr. – Linebacker  
Parkland, Fla.



**Matt Ihlenfeldt**  
Fr. – Linebacker  
Green Bay



**Danny Kieffer**  
Fr. – Quarterback  
Hartland




**Jason King**  
Fr. – Wide Receiver  
La Crosse



**Mitch Koehne**  
Fr. – Defensive Line  
Pulaski



**Tyler Kuehl**  
Fr. – Offensive Line  
Rapid River, Mich.




**Logan Krueger**  
Fr. – Defensive Back  
Denmark



**Mike Leigl**  
Fr. – Wide Receiver  
Mayville



**Josh Linsmeyer**  
Fr. – Tight End  
Seymour



**Ryan Lobeck**  
Jr. – Defensive Line  
Kingsford, Mich.



**Colin Long**  
Fr. – Wide Receiver  
Bayside



**Josh Lovelace**  
Fr. – Linebacker  
Stuart, Fla.



**Jared Lukas**  
Fr. – Offensive Line  
Manitowoc



**Mike Lunde**  
Jr. – Running Back  
Madison




**Derek McCarty**  
Fr. – Running Back  
Rapid River, Mich.




**Ben Nantell**  
Fr. – Defensive Back  
Stevens Point



**Matt O'Malley**  
Fr. – Defensive Line  
Des Plaines, Ill.



**Drew Oudenhoven**  
So. – Linebacker  
Appleton



**Ryan Pandl**  
Fr. – Running Back  
Whitefish Bay




**Dan Paulson**  
Fr. – Offensive Line  
Neenah




**Ryan Pepin**  
Fr. – Defensive Back  
Iron Mountain, Mich.




**Trevor Powell**  
Fr. – Defensive Back  
Menominee, Mich.




**Chris Rocheleau**  
Fr. – Placekicker  
Sobieski



**Brent Schreiber**  
Fr. – Wide Receiver  
Appleton



**Dan Sjoquist**  
Fr. – Defensive Back  
Kingsford, Mich.



**Taylor Sluder**  
Fr. – Running Back  
Kelso, Wash.



**Alex Sobal**  
Fr. – Offensive Line  
Appleton



**Max Steimle**  
Fr. – Defensive Line  
Manitowoc



**Justin Straw**  
Fr. – Defensive Line  
Clatskanie, Ore.



**John-Paul Theriault**  
Fr. – Placekicker  
Brimley, Mich.



**John Troyer**  
Fr. – Defensive Line  
Engadine, Mich.



**Rodrigo Villalobos**  
Fr. – Placekicker  
Elroy




**Kory Wilkinson**  
Fr. – Defensive Back  
Green Bay




**Todd Winkelbauer**  
Fr. – Running Back  
Rock, Mich.



**Cody Woods**  
Fr. – Defensive Line  
Menominee, Mich.



**Jon Wolf**  
Fr. – Running Back  
Germantown



**Kyle Zweifel**  
Fr. – Linebacker  
Norway, Mich.

# CHEER AND DANCE

## Cheer Squad

left to right

**Front row:** Becca Doll, Ellie Fair, Kate McKittrick, Lauryn Koepsell, Jaci Domina

**Back row:** Jackie Wolak, Katie Page, Andrea Klika, Bre Casey, Janessa Brickner, Renee Delsart



## Dance Team

left to right

**Front row:** Lyssa Haase, Olivia Roff, Brooke Sanborn, Sarah Sullivan, Izzy Rauguth

**Middle row:** Katie Cooper, Kate Rundell, Kaela Gedda, Rachel Lisowe, Kristyn Stoller, Jackie Ford

**Back row:** Mett  Brink, Casey Crevier, Katie Roy, Kelly Wolff



## Support Staff



**Dan Lukes**  
Sports Information  
Director



**Russ Schmelzer**  
Athletic Trainer



**Ryan Vandervest**  
Assistant  
Athletic Trainer



**Donald Wackwitz**  
Team Physician




**Len Liebmann**  
Special Assistant to  
Head Coach

## Student Athletic Trainers




**Colin Spude**  
Hawthorn Woods, III.  
Senior



**Sarah Goodman**  
Sun Prairie, Wis.  
Senior



**Terese Banasik**  
La Crosse, Wis.  
Senior



**Ashley Ash**  
Sturgeon Bay, Wis.  
Junior



**Chelsea Pintz**  
La Crosse, Wis.  
Sophomore



**Carlyn Housh**  
Cary, Ill.  
Sophomore



**Justine Krull**  
Black Creek, Wis.  
Freshman

# ST. NORBERT COLLEGE FOOTBALL ROSTER

No.	Name	Pos.	Yr.	Hgt.	Wgt.	Hometown (High School)
1	Dante Sims *	RB	So.	5-8	170	Madison (Memorial)
2	A.J. Phillips ***	RB	Sr.	5-9	180	Green Bay (Ashwaubenon)
2*	Chris Rocheleau	K	Fr.	5-11	175	Sobieski (Pulaski)
3	Chris Manlick **	DB	Jr.	5-8	160	Auburdale (Marshfield Columbus)
3*	Rodrigo Villalobos	K	Fr.	5-11	180	Elroy
4	Joe Brogni ***	DB	Sr.	5-6	185	Buffalo Grove, Ill.
5	Bryan Stoppenbach *	QB	So.	6-0	200	Burlington (Catholic Central)
6	Danny Kieffer	QB	Fr.	6-0	200	Hartland (Arrowhead)
7	Adam Gruett	QB	Fr.	6-1	210	Hilbert
7*	John-Paul Theriault	K	Fr.	5-7	145	Brimley, Mich. (Sault Ste. Marie)
8	Kevin Hansen	QB	Fr.	6-4	220	Waukesha (West)
8*	Ryan Pepin	DB	Fr.	5-9	170	Iron Mountain, Mich.
9	Nick Wilson *	WR	So.	6-3	195	Sheboygan (South)
9*	Jason King	WR	Fr.	5-9	155	La Crosse (Aquinas)
10	Mike Fabrizio	QB	Fr.	6-0	180	Chicago, Ill. (St. Patrick)
11	Jeremy Gezella **	WR	Sr.	6-3	210	Green Bay (Ashwaubenon)
12	Tanner Voss ***	WR	Sr.	6-0	200	Beloit (Memorial)
12*	Scott Fitzgerald	DB	Fr.	5-11	165	Juneau (Beaver Dam Wayland)
13	Chris Mannix *	WR	So.	5-9	170	Chicago, Ill. (Niles Notre Dame)
13*	Dan Sjoquist	DB	Fr.	5-9	170	Kingsford, Mich.
14	Ernest James *	DB	So.	5-9	185	Madison (West)
14*	Chris Briski	RB	Fr.	6-0	190	Appleton (Xavier)
15	Rob Berger *	QB/P	So.	6-2	200	Rice Lake
16	Brandon Guile	QB	Fr.	6-3	170	Whitelaw (Manitowoc)
17	Chris Ludvik *	K	So.	5-8	175	Weyerhaeuser
17*	Colin Long	WR	Fr.	5-8	175	Bayside (Glendale Nicolet)
18	Mike Leigl	WR	Fr.	6-2	175	Mayville
18*	Jon Deschane	QB	Fr.	6-0	200	Wauwatosa (West)
19	Roger Nault *	K	So.	5-11	195	Kingsford, Mich.
20	John Rappel ***	DB	Sr.	5-11	195	Manitowoc
21	Joe Breisch ***	DB	Sr.	5-10	190	River Grove, Ill. (East Leyden)
22	Matt Szmanda **	DB	Jr.	5-10	195	Wausau (Newman)
22*	Jack Dempsey	WR	Fr.	5-9	160	Berkeley, Ill. (Immaculate Conception)
23	Dustin Gresen **	DB	Sr.	5-9	190	Hartford
24	Bill Menges ***	DB	Sr.	5-8	185	Inverness, Ill. (Arlington Heights St. Viator)
24*	Brent Schreiber	WR	Fr.	6-2	165	Appleton (East)
25	Ben Nantell	DB	Fr.	6-1	200	Stevens Point
26	Jeff Schneider ***	RB	Sr.	5-11	215	Phillips
27	Zach Wollner **	DL	Jr.	5-10	190	Kewaskum
28	Matt Sullivan ***	LB	Sr.	5-9	195	Bayside (Glendale Nicolet)
29	Ryan Pandl	RB	Fr.	5-11	165	Whitefish Bay
30	Tom Trampas *	DB	So.	5-10	190	Elmwood Park, Ill. (St. Patrick)
30*	Todd Winkelbauer	RB	Fr.	5-9	160	Rock, Mich. (Mid-Peninsula)
31	John Weninger *	RB	So.	5-10	205	Lomira
33	Alex Noskowiak ***	LB	Sr.	5-11	220	Green Bay (Ashwaubenon)
33*	Derek McCarty	RB	Fr.	5-6	150	Rapid River, Mich.
34	Logan Krueger	DB	Fr.	6-2	195	Denmark
35	Corderro Earls	WR	Fr.	6-1	185	Madison (Memorial)
37	Kory Wilkinson	DB	Fr.	5-11	185	Green Bay (Southwest)
38	Joey Kobs *	RB	Jr.	6-1	195	Brookfield (Central)
39	Art Bell *	DL	So.	5-10	220	Lombard, Ill. (Glenbard East)
40	Justin Baker *	DB	So.	5-11	200	Hessel, Mich. (Cedarville)
40*	Taylor Sluder	RB	Fr.	6-0	210	Kelso, Wash. (Clatskanie, Ore.)
41	Ben Hackbart **	DB	Jr.	5-8	200	Sussex (Hartland Arrowhead)
42	Jon Wolf	RB	Fr.	6-1	195	Germantown
42*	John Grogan	LB	Fr.	5-11	215	Naperville, Ill. (Neuqua Valley)
43	Mike Dickman **	RB	Jr.	5-7	195	Plymouth
43*	Kyle Zweifel	LB	Fr.	6-1	190	Norway, Mich.
44	Sam Van Straten **	DB	Jr.	5-8	190	Green Bay (East)
45	Todd Sheedy **	RB	Jr.	5-10	215	Green Bay (Pulaski)
46	Nic Kampfer *	LB	So.	5-11	205	Plymouth
46*	Matt Ihlenfeldt	LB	Fr.	5-9	210	Green Bay (Notre Dame)
47	Scott Wuensch ***	LB	Sr.	6-0	210	Algonquin, Ill. (Marian Central)
48	Jake Hackbart	OL	Fr.	6-0	245	Sussex (Hartland Arrowhead)

No.	Name	Pos.	Yr.	Hgt.	Wgt.	Hometown (High School)
48*	Trevor Powell	DB	Fr.	6-0	180	Menominee, Mich.
49	Jared Hackbart ***	DL	Sr.	6-1	240	Sussex (Hartland Arrowhead)
50	Drew Oudenhoven	LB	So.	5-11	200	Appleton (Kimberly)
51	Austin Gueths	DL	Fr.	5-10	230	Shawano
52	Steve Vanden Bush ***	DL	Sr.	6-0	260	New Franken (Luxemburg-Casco)
53	Justin Straw	DL	Fr.	6-2	235	Clatskanie, Ore.
53*	Billy Fischer	OL	Fr.	5-11	235	Libertyville, Ill.
54	Zac Krause ***	DL	Sr.	6-3	260	Mishicot
55	Tim Mueller **	OL	Jr.	6-6	305	Niles, Ill. (Notre Dame)
55*	Nick Gries	OL	Fr.	5-10	270	Menasha
56	Matt O'Malley	DL	Fr.	6-1	240	Des Plaines, Ill. (St. Viator)
57	Dale Bishop *	DL	So.	5-10	245	Appleton (East)
57*	Dan Paulson	OL	Fr.	5-11	250	Neenah
58	Kyle Ripley *	LB	So.	6-0	220	Pulaski
59	Andres Herrera	LB	Fr.	5-10	220	Parkland, Fla. (North Broward Prep)
60	Jeff Gregory	OL	Fr.	5-11	290	Lake Tomahawk (Lakeland Union)
61	Casey Bailey ***	OL	Sr.	6-1	300	Manitowoc (Roncalli)
61*	Josh Lovelace	LB	Fr.	6-1	180	Stuart, Fla. (Jupiter Christian)
62	Ryan Kaminski **	OL	Jr.	5-11	270	Germantown
63	Chris Dulmes *	OL	So.	5-7	260	Cadott
65	Alex Sobal	OL	Fr.	6-7	280	Appleton (Xavier)
66	Drew Anderson *	OL	So.	6-1	300	Batavia, Ill.
67	Jared Lukas	OL	Fr.	6-2	270	Manitowoc
68	Jack Strotman **	OL	Jr.	6-2	360	Deerfield, Ill.
69	Jordan Cappaert ***	OL	Sr.	6-3	240	Wilson, Mich. (Bark River-Harris)
71	Jon Herger ***	DL	Sr.	6-2	240	Green Bay (Preble)
71*	Travis Bachofen	DL	Fr.	6-1	250	Columbus
72	Mitch Koehne	DL	Fr.	5-8	250	Pulaski
74	Tyler Kuehl	OL	Fr.	6-3	285	Rapid River, Mich.
75	Mike D'Andrea **	OL	Jr.	6-2	315	Hudson
76	Micah Sikora *	OL	So.	6-2	255	Grafton
77	Joe Deschane ***	OL	Sr.	6-0	295	Wauwatosa (West)
78	Jacob Reisner **	OL	Jr.	6-3	265	Kaukauna (Fox Valley Lutheran)
79	Nyles Brown	LB	Fr.	6-2	195	Amherst
80	Brian Peterson **	TE	Jr.	6-3	230	Marinette (Catholic Central)
81	Anthony Nanne *	WR	So.	6-1	205	Golden Valley, Minn. (Benilde-St. Margaret)
82	Josh Linsmeyer	TE	Fr.	6-3	200	Seymour
83	Ben Petry ***	WR	Sr.	5-10	200	Aurora, Ill. (West Aurora)
85	Jordan Gobert *	WR	So.	6-0	170	Rapid River, Mich. (Mid-Peninsula)
86	Kevin Babik	TE	Fr.	6-2	210	Waterford
87	Nick Gorski **	TE	Jr.	6-4	210	Palos Heights, Ill. (Providence Catholic)
88	Andrew Chesbro	TE	Fr.	6-2	230	Neshkoro (Pioneer Westfield)
88*	Cody Woods	DL	Fr.	5-11	220	Menominee, Mich.
89	Alex Kretzschmar *	WR	So.	5-11	190	Hartland (Arrowhead)
89*	Christian Harrington	DL	Fr.	5-11	210	Iron Mountain, Mich. (Kingsford)
90	Ryan Lobeck	DL	Jr.	6-1	220	Kingsford, Mich. (Iron Mountain)
91	John Troyer	DL	Fr.	6-0	275	Engadine, Mich.
92	Dan Hansmann	RB	Fr.	6-3	230	Plymouth
93	Tyler Bargaquast ***	DL	Sr.	6-1	230	Fond du Lac
94	Bret Blozinski	DL	Fr.	5-11	270	Green Bay (East)
95	Art Janowiak ***	DL	Sr.	6-1	230	Woodridge, Ill. (Downers Grove South)
96	Tyler Liptack *	DL	So.	6-0	210	Lakewood (Wabeno)
96*	Max Steimle	DL	Fr.	6-0	220	Manitowoc
97	John Riemer *	DL	So.	5-9	240	Elcho
98	Nick Glass **	TE	Jr.	6-3	225	Deerfield, Ill.
98*	Shane Murray *	DL	So.	5-8	195	Chicago, Ill. (Niles Notre Dame)
99	Drew Nault *	DL	So.	6-0	230	Big Bend (Waukesha Catholic Memorial)
99*	Mike Lunde	RB	Jr.	6-2	200	Madison (West)

\* - after number denotes duplicate number

\* - after name denotes letters won

**Head Coach:** Jim Purtill

**Assistant Coaches:** Jovan Dewitt, Todd Bierowski, Chris Bringer, Bob DeKeyser, Bob Forstrom, Ken Golomski, Al Groves, Joe Leadley, Guy LoCascio, Don Maslinski, Terry Sayen, Jerry Wied

# THE MIDWEST CONFERENCE

EST. 1921

**The Midwest Conference**  
 Ripon College  
 300 Seward St., P.O. Box 248, Ripon, WI 54971  
**Commissioner:** Chris Graham  
[www.midwestconference.org](http://www.midwestconference.org)

St. Norbert College begins its 27th season as a member of the Midwest Conference in 2008-2009. The Green Knights have accumulated 67 Midwest Conference championships in all sports since joining the league in 1982-83.

The conference is comprised of 10 private colleges and universities in Wisconsin, Illinois and Iowa. St. Norbert is joined by Wisconsin members Beloit College, Carroll College, Lawrence University and Ripon College. The four Illinois schools in the MWC are Illinois College, Knox College, Lake Forest College and Monmouth College. Grinnell College of Iowa completes the membership.

The conference was formed in 1921 with Beloit College, Carleton College, Coe College, Cornell College, Knox College and Lawrence University as charter members. Carleton left the conference in 1983, while Coe and Cornell departed in 1996.

Ripon joined the conference in 1923, Monmouth in 1924, Grinnell in 1940 and Lake Forest in 1974. Illinois College and St. Norbert joined in 1982 and Carroll followed in 1992.

Other schools have come and gone. St. Olaf College competed in the conference from 1952-74, as did the University of Chicago from 1976-87.

The modern-era Midwest Conference was created in the spring of 1994 with the merger of the Midwest Collegiate Athletic Conference, which was formed in 1921, and the Midwest Athletic Conference for Women, which began championship competition in 1977.

The intent of the union is to preserve the group's traditions while enhancing administrative efficiency and foster equity between men's and women's sports. The Midwest Conference continues to exist for the purpose declared at the conference's formation in 1921: to "maintain athletic activities on a plane in keeping with the dignity and high purpose of liberal education."

2007-08 MWC Champions			
MEN		WOMEN	
Football	St. Norbert	Volleyball	Carroll
Soccer	St. Norbert	Soccer	Carroll
Cross Country	Grinnell	Cross Country	Grinnell
Basketball	Lawrence	Basketball	St. Norbert
Swimming	Grinnell	Swimming	Grinnell
Indoor Track	Monmouth	Indoor Track	Monmouth
Tennis	Grinnell	Tennis	Grinnell
Golf	Knox	Softball	Ripon
Baseball	Knox	Outdoor Track	Monmouth
Outdoor Track	Monmouth	Golf	Illinois College
All-Sports	Monmouth	All-Sports	St. Norbert

## MWC Football Champions

- |                                            |                                        |
|--------------------------------------------|----------------------------------------|
| 1922 - Lawrence, Coe, Millikin             | 1966 - Ripon, Lawrence, St. Olaf       |
| 1923 - Beloit, Carleton                    | 1967 - Lawrence                        |
| 1924 - Lawrence, Knox, Cornell             | 1968 - Ripon                           |
| 1925 - Beloit, Cornell, Monmouth, Carleton | 1969 - St. Olaf                        |
| 1926 - Carleton                            | 1970 - St. Olaf                        |
| 1927 - Cornell                             | 1971 - Monmouth, St. Olaf              |
| 1928 - Coe, Hamline                        | 1972 - Monmouth                        |
| 1929 - Ripon                               | 1973 - Coe                             |
| 1930 - Coe                                 | 1974 - Coe                             |
| 1931 - Ripon, Carleton, Monmouth           | 1975 - Lawrence                        |
| 1932 - Ripon, Carleton, Monmouth           | 1976 - Cornell, Knox, Monmouth         |
| 1933 - Coe                                 | 1977 - Ripon                           |
| 1934 - Monmouth, Coe                       | 1978 - Ripon, Cornell                  |
| 1935 - Ripon                               | 1979 - Lawrence                        |
| 1936 - Coe, Carleton                       | 1980 - Lawrence, Cornell               |
| 1937 - Cornell                             | 1981 - Lawrence                        |
| 1938 - Lawrence                            | 1982 - Ripon                           |
| 1939 - Ripon, Knox                         | 1983 - Lake Forest                     |
| 1940 - Beloit, Carleton                    | 1984 - Cornell, Coe                    |
| 1941 - Ripon                               | <b>1985 - St. Norbert, Coe</b>         |
| 1942 - Lawrence                            | 1986 - Lawrence                        |
| 1943 - no competition                      | <b>1987 - St. Norbert</b>              |
| 1944 - no competition                      | <b>1988 - St. Norbert</b>              |
| 1945 - no competition                      | <b>1989 - St. Norbert</b>              |
| 1946 - Lawrence                            | 1990 - Coe                             |
| 1947 - Lawrence                            | 1991 - Coe                             |
| 1948 - Ripon                               | 1992 - Cornell                         |
| 1949 - Lawrence                            | 1993 - Coe                             |
| 1950 - Ripon, Knox, Coe                    | 1994 - Coe                             |
| 1951 - Lawrence                            | 1995 - Cornell                         |
| 1952 - Coe                                 | 1996 - Ripon                           |
| 1953 - St. Olaf                            | 1997 - Carroll                         |
| 1954 - Carleton                            | 1998 - Grinnell                        |
| 1955 - Coe                                 | <b>1999 - St. Norbert</b>              |
| 1956 - Carleton, Knox, St. Olaf            | <b>2000 - St. Norbert</b>              |
| 1957 - Ripon                               | <b>2001 - St. Norbert, Ripon</b>       |
| 1958 - Coe                                 | <b>2002 - St. Norbert, Lake Forest</b> |
| 1959 - Coe                                 | <b>2003 - St. Norbert</b>              |
| 1960 - St. Olaf                            | <b>2004 - St. Norbert</b>              |
| 1961 - Cornell, Grinnell, St. Olaf         | 2005 - Monmouth                        |
| 1962 - Grinnell                            | <b>2006 - St. Norbert</b>              |
| 1963 - Ripon                               | <b>2007 - St. Norbert</b>              |
| 1964 - Ripon, Cornell, Coe                 |                                        |
| 1965 - Ripon                               |                                        |

## 2007 Midwest Conference Standings

Team	Conference				Overall			
	W	L	PF	PA	W	L	PF	PA
St. Norbert	9	0	366	156	10	1	420	207
Monmouth	7	2	294	135	7	3	301	170
Ripon	7	2	346	191	7	3	352	235
Carroll	5	4	250	151	5	5	257	186
Lake Forest	5	4	227	251	5	5	255	292
Lawrence	4	5	207	262	4	6	237	299
Illinois College	4	5	250	203	4	6	271	226
Knox	2	7	150	320	3	7	183	334
Beloit	1	8	126	344	1	9	147	378
Grinnell	1	8	113	316	1	9	148	386

## 2007 Midwest Conference Statistical Leaders

Passing Efficiency	Att-Comp-Int	Yards	TD	EFR
1. Cody Craig, St. Norbert	338-199-12	2755	30	149.5
2. Alex Tanney, Monmouth	376-242-5	2678	24	142.6
3. Tygh Walters, Ripon	102-50-7	803	11	137.0

Rushing	G	Att	Yds	TD	YPG
1. Bryce Crocker, Carroll	10	273	1318	15	131.8
2. Scott Perkins, Ripon	10	175	1072	12	107.2
3. Jeff Davis, Monmouth	9	174	745	7	82.8


Receiving	G	Rec	Yds	TD	YPG
1. Judd O'Connell, St. Norbert	11	65	1216	13	110.5
2. Dan Carter, Lake Forest	10	50	786	11	78.6
3. Michael Jennings, Illinois College	10	46	763	8	76.3

Individual Scoring	G	TD	2XP	TP	PPG
1. Bryce Crocker, Carroll	10	16	0	96	9.6
2. Scott Perkins, Ripon	10	13	0	78	7.8
3. Judd O'Connell, St. Norbert	11	13	0	78	7.1

Kick Scoring	G	XP	FG	TP	PPG
1. Nate Palkovic, Monmouth	10	35	9	62	6.2
2. Pat Phillips, St. Norbert	11	52	2	58	5.3
3. Brian Jachimek, Carroll	10	33	6	51	5.1

Tackles	Solo	Assist	Total
1. Marc Artozqui, Monmouth	50	58	108
2. Michael Kilgus, Illinois College	57	43	100
3. John Hereford, Grinnell	49	41	90

Quarterback Sacks	G	No.	SPG
1. Matt Frelich, Lawrence	10	9	0.9
2. Tighe Burke, Knox	10	8	0.8
3. Jay Arndt, St. Norbert	11	7	0.64



Judd O'Connell led the league in receiving yards and was third in scoring.

## 2007 Team Offense

Team	Run-Pass	Total
Ripon	305-105	410
St. Norbert	132-261	393
Illinois College	95-288	383
Monmouth	109-270	379
Lake Forest	120-238	358
Carroll	186-158	344
Lawrence	138-168	306
Knox	213-81	294
Beloit	129-152	281
Grinnell	122-153	275

## 2007 Team Defense

Team	Run-Pass	Total
Carroll	93-198	291
St. Norbert	136-173	309
Monmouth	144-169	313
Ripon	152-168	320
Illinois College	161-160	321
Lawrence	168-185	353
Lake Forest	139-219	358
Knox	148-219	367
Grinnell	252-203	455
Beloit	250-216	466



## 2007 All-Midwest Conference Team

### Offense First Team

<b>QB</b>	<b>Cody Craig</b>	<b>Sr.</b>	<b>St. Norbert</b>
RB	Bryce Crocker	Sr.	Carroll
RB	Scott Perkins	Jr.	Ripon
<b>RB</b>	<b>A.J. Phillips</b>	<b>Jr.</b>	<b>St. Norbert</b>
TE	Josh Gould	Sr.	Carroll
WR	Dan Carter	So.	Lake Forest
<b>WR</b>	<b>Judd O'Connell</b>	<b>Sr.</b>	<b>St. Norbert</b>
WR	Joe Reed	Sr.	Illinois College
OL	Corey Drake	Jr.	Carroll
OL	Josh Kotecki	So.	Monmouth
OL	Mike Strelow	Sr.	Ripon
<b>OL</b>	<b>Shawn Nett</b>	<b>Sr.</b>	<b>St. Norbert</b>
<b>OL</b>	<b>Tony Krogman</b>	<b>Sr.</b>	<b>St. Norbert</b>
K	Nate Palkovic	Sr.	Monmouth
RS	Josh Kraemer	Jr.	Ripon
<b>RS</b>	<b>A.J. Phillips</b>	<b>Jr.</b>	<b>St. Norbert</b>

### Defense First Team

DL	Tim Keane	Sr.	Carroll
DL	Pete Vaughn	Sr.	Illinois College
DL	Tim Paulsen	Sr.	Lake Forest
DL	Wes Levy	Jr.	Monmouth
<b>DL</b>	<b>Jay Arndt</b>	<b>Sr.</b>	<b>St. Norbert</b>
LB	Jeremy Winter	Jr.	Carroll
LB	Marc Artozqui	Jr.	Monmouth
LB	Mike Krause	So.	Ripon
<b>LB</b>	<b>Alex Noskowiak</b>	<b>Jr.</b>	<b>St. Norbert</b>
DB	Isaac Hamilton	Sr.	Carroll
DB	Jake Weller	Sr.	Illinois College
DB	Matt Lawler	Jr.	Lake Forest
DB	Josh Kraemer	Jr.	Ripon
P	Nate Palkovic	Sr.	Monmouth
DS	Nick Merklin	Sr.	Grinnell

### Second Team

QB – Jeff Ziemnik, Sr., Lake Forest. RB – Todd Doleshal, Sr., Grinnell; John McGuire, Sr., Ripon; Aaron Willits, Sr., Knox. TE – Steven Yena, Fr., Lake Forest. WR – Nick Merklin, Sr., Grinnell; Will Christensen, So., Lake Forest; Kyle Wantland, So., Monmouth. OL – Mike Pogue, Jr., Carroll; Tim Shields, Sr., Illinois College; Justin Ellerman, Sr., Lake Forest; Mark Leupold, Jr., Ripon; **Tim Mueller, So., St. Norbert**. K – Brian Jachimek, Sr., Carroll. RS – Derek Mice, Jr., Lawrence.

Offensive Player of the Year:  
**Cody Craig, St. Norbert**

### Second Team

DL – Matt Casper, Fr., Carroll; Jaran Rutledge, Sr., Knox; Jaron Eanes, So., Lake Forest; Matt Frelich, So., Lawrence. LB – Michael Kilgus, Jr., Illinois College; Tyler Hill, Sr., Knox; Chad Zimborski, So., Lake Forest; Danny Weiden, Jr., Monmouth; **Dan Dohr, Sr., St. Norbert**. DB – Sean Wells, So., Monmouth; Chris Kellett, Jr., Ripon; **John Rappel, Jr., St. Norbert; Steve Kraft, Sr., St. Norbert**. P – Justin Ellerman, Sr., Lake Forest. DS – Jon Kosrow, Jr., Carroll.

Defensive Player of the Year:  
**Jay Arndt, St. Norbert**

## 2008 Midwest Conference Schedule

### Saturday, September 6

St. Norbert at Wartburg	1 p.m.
MacMurray at Beloit	1 p.m.
Grinnell at Cornell	1 p.m.
Millikin at Illinois College	1 p.m.
Eureka at Knox	1 p.m.
Aurora at Lake Forest	1 p.m.
Monmouth at Loras	1 p.m.
Ripon at UW-Oshkosh	1 p.m.
North Park at Carroll	7 p.m.

### Saturday, September 13

Grinnell at St. Norbert	1 p.m.
Knox at Illinois College	1 p.m.
Lake Forest at Ripon	1 p.m.
Lawrence at Monmouth	1 p.m.
Beloit at Carroll	7 p.m.

### Saturday, September 20

St. Norbert at Lawrence	1 p.m.
Monmouth at Beloit	1 p.m.
Carroll at Grinnell	1 p.m.
Ripon at Knox	1 p.m.
Illinois College at Lake Forest	1 p.m.

### Saturday, September 27

Lake Forest at St. Norbert	1 p.m.
Illinois College at Ripon	1 p.m.
Grinnell at Lawrence	1 p.m.
Knox at Beloit	1 p.m.
Carroll at Monmouth	1 p.m.

### Saturday, October 4

St. Norbert at Knox	1 p.m.
Lawrence at Illinois College	1 p.m.
Ripon at Carroll	1 p.m.
Monmouth at Grinnell	1 p.m.
Beloit at Lake Forest	1:30 p.m.

### Saturday, October 11

Monmouth at St. Norbert	1 p.m.
Carroll at Illinois College	1 p.m.
Beloit at Ripon	1 p.m.
Knox at Grinnell	1 p.m.
Lake Forest at Lawrence	1 p.m.

### Saturday, October 18

Carroll at St. Norbert	1 p.m.
Illinois College at Beloit	1 p.m.
Lawrence at Knox	1 p.m.
Grinnell at Lake Forest	1 p.m.
Ripon at Monmouth	1 p.m.

### Saturday, October 25

St. Norbert at Ripon	1 p.m.
Illinois College at Grinnell	1 p.m.
Beloit at Lawrence	1 p.m.
Lake Forest at Monmouth	1 p.m.
Knox at Carroll	6 p.m.

### Saturday, November 1

St. Norbert at Beloit	1 p.m.
Monmouth at Illinois College	1 p.m.
Lake Forest at Knox	1 p.m.
Grinnell at Ripon	1 p.m.
Lawrence at Carroll	1 p.m.

### Saturday, November 8

Illinois College at St. Norbert	1 p.m.
Beloit at Grinnell	1 p.m.
Carroll at Lake Forest	1 p.m.
Knox at Monmouth	1 p.m.
Ripon at Lawrence	1 p.m.

### Saturday, November 15

Minnesota-Morris at Lawrence	1 p.m.
------------------------------	--------

# ST. NORBERT FOOBALL RETIRED NUMBERS

32  
LARRY KRAUSE



36  
NORM JAROCK



**Larry Krause**  
Running Back 1966-69

**K**rause is the second all-time leading rusher in St. Norbert history with 3,034 yards. He led the Green Knights in rushing three straight seasons, including a record-setting 1,325-yard season in 1969.

Krause was a 17th-round draft choice of the Green Bay Packers and played five seasons, primarily as a special teams performer.

The Greenwood, Wis. native is a member of the St. Norbert Athletics Hall of Fame.



**Norm Jarock**  
Running Back 1954-57

**J**arock ranks seventh in rushing in St. Norbert history with 2,306 yards. He led the Green Knights in rushing with two straight 1,000-yard seasons. He was a ninth-round draft choice of the Green Bay Packers, but broke his ankle in the first scrimmage in 1958 and never played.

The Pulaski, Wis. native is a member of the St. Norbert Athletics Hall of Fame and also competed in track. He still holds the school record for the long jump with a leap of 23 feet-1 1/2 inches.

## Sept. 1 – St. Norbert 34, Olivet Nazarene 27

**DE PERE** – St. Norbert College won its season opener for the second-straight year with a 31-24 win over Olivet Nazarene University at Minahan Stadium.

The Green Knights scored the game's decisive touchdown with 14 minutes 20 seconds left to play on A.J. Phillips' 1-yard plunge to cap off an 11-play, 65-yard drive. A 23-yard pass from Cody Craig to Judd O'Connell set up St. Norbert first-and-goal at the 7. Phillips gained six yards on a run to the 1 prior to his game-winning touchdown.

There were four lead changes and two ties in the game. Matt Soulia's 25-yard field goal with 6:51 left in the third quarter tied the game at 20-20. St. Norbert promptly responded with a 53-yard touchdown pass from Craig to O'Connell for a 27-20 lead. Olivet Nazarene answered with a seven-play, 61-yard march capped by Ryan Forneris' 15-yard touchdown run with 2:40 left in the third quarter.

St. Norbert advanced as far as the Olivet Nazarene 2 midway through the fourth quarter before a bobbled snap on a field-goal try set up the Tigers at their own 23. Olivet Nazarene could only advance to its own 34 before punting. St. Norbert then ran 4:23 off the clock before Alex Noskowiak's 45-yard punt pinned Olivet Nazarene at its 7 with 1:46 left. The Tigers got out to the St. Norbert 38, and a desperation pass fell untouched in the end zone as time expired.

Craig matched a career high, throwing for 308 yards for the third time in his career. Craig completed 20 of 37 passes with three touchdowns and one interception. O'Connell caught six passes for 168 yards, as St. Norbert had 363 yards of total offense. St. Norbert was just 4-for-14 on third-down conversions.

Forneris led an efficient Tigers' offense that picked up 25 first downs. Forneris, starting in place of injured starting quarterback Derek Diehl, completed 27 of 43 passes for 217 yards and two touchdowns with two interceptions - and also rushed for 61 yards on 10 carries. Marshall Fraley gained 101 yards rushing on 19 attempts for the Tigers, who had 385 yards of total offense.

## Sept. 8 – St. Norbert 35, Grinnell 13

**GRINNELL, Iowa** - A four-touchdown first half was the spark behind St. Norbert College posting a 35-13 win over Grinnell College in a Midwest Conference opener for both teams at Rosenbloom Field.

St. Norbert jumped out to a 28-7 halftime lead behind three touchdown passes from Cody Craig. Craig finished the game 20 of 33 passing for 234 yards with four touchdowns and one interception. Craig matched a career high with the four touchdown passes, the third time in his career he's thrown for that many in a game.

Joe Brogni scored 5 minutes 11 seconds into the game on a 10-yard touchdown run for the game's first score. Craig hit Brian Peterson on a 21-yard touchdown pass at the 7:11 mark for a 14-0 St. Norbert lead. Grinnell answered on a Ben Remington 1-yard quarterback sneak with 1:36 left in the first quarter to cut the deficit to 14-7.

Craig capped off a 12-play, 66-yard drive with a 6-yard touchdown pass to Joe Kandravi with 12:10 left in the second quarter. Craig found Peterson again on a 20-yard touchdown pass just 27 seconds before halftime and a 28-7 lead. Craig's last touchdown strike was a 55-yard aerial to Judd O'Connell 15 seconds into the fourth quarter.

O'Connell caught seven passes for 114 yards, while Brogni rushed 26 times for 114 yards. Brogni's attempts and yardage were both career highs.

St. Norbert outgained Grinnell 326-188 in total offense. The Pioneers gained 95 yards rushing and just 93 yards passing.

## Sept. 15 – St. Norbert 40, Lawrence 11

**DE PERE** - A 34-0 halftime lead was plenty enough as St. Norbert College rolled to a 40-11 win over Lawrence University in a Midwest Conference game at Minahan Stadium. The Green Knights extended their Midwest Conference winning streak to 18 games and their regular-season winning streak to 20. It was the 10th straight win for St. Norbert against Lawrence.

St. Norbert scored touchdowns on its first three possessions to take a 21-0 lead after the first quarter. Cody Craig hit Nick Albert on an 8-yard touchdown pass just 3 minutes 43 seconds into the game. Craig then found Judd O'Connell on a 21-yard touchdown pass 1:59 later, and A.J. Phillips had a 1-yard touchdown run at the 3:07 mark to give St. Norbert the early advantage.

Craig would go on to throw five touchdown passes in the game, tying a St. Norbert record. Ryan Hartman had five touchdown passes against Carroll in 2003 and Remy Stephenson was the first to do it against Monmouth in 1975. Craig finished the day completing 17 of 29 passes for 253 yards and no interceptions.

St. Norbert scored twice in the second quarter on touchdown passes from Craig of seven yards to Joe Kandravi and a 16-yard strike to O'Connell. Craig and O'Connell hooked up for the Green Knights' final score on a 78-yard touchdown pass early in the third quarter.

Lawrence was held to 35 total yards on 35 plays in the first half. The Vikings got a special teams score when a blocked extra point in the third quarter was returned by Derek Micke for a defensive extra-point. The Vikings then had a 20-play, 73-yard drive stretch into the fourth quarter that chewed up 10:13 off the clock capped off by a Jesse Peterson 6-yard touchdown run with 13:34 left to play. Lawrence closed out its scoring when Greg Pater tackled St. Norbert running back Anthony Nanne in the end zone for a safety with 3:59 left.

O'Connell finished with six catches for 166 yards and three touchdowns. The Green Knights finished with 89 yards rushing and 342 yards of total offense.

Lawrence finished with 206 yards of total offense. Nick Maxam completed 15 of 30 passes for 120 yards, while Craig Ebert caught eight passes for 60 yards. Peterson was the Vikings' leading rusher with 34 yards on 14 carries.

## Sept. 22 – St. Norbert 36, Lake Forest 6

**LAKE FOREST, Ill.** - A 28-point first half was the impetus for St. Norbert College in a 36-6 win over Lake Forest College in a Midwest Conference game at Farwell Field. It was St. Norbert's 21st-consecutive regular-season win and also its 24th-straight conference road victory.

St. Norbert scored two touchdowns in each of the first two quarters to jump out to a 28-6 advantage at halftime. The Foresters took the opening kickoff and a 36-yard Brian Ruiz to the St. Norbert 47 set up the Foresters with prime field position. Lake Forest would need just five plays to score, with Brian Rategan's 1-yard run giving the host a 6-0 lead just 2 minutes into the game.

From there it was all St. Norbert, as it promptly answered to take the lead five plays later on a 34-yard touchdown pass from Cody Craig to Judd O'Connell. St. Norbert forced a fumble on Lake Forest's next possession and went 34 yards in 12 plays capped off by a fourth-and-goal plunge from the 1 by A.J. Phillips.

St. Norbert would boost its lead on a 13-play, 82-yard drive in the second quarter on another fourth-and-goal dive from the 1 by Phillips. The Green Knights then scored for the ninth time in their last 14 games during the last two minutes of the first half when Craig found Ben Petry on a 15-yard touchdown pass with 1:28 left before intermission.

Gerald Danforth's 24-yard run and a safety by the St. Norbert defense rounded out the scoring in the second half.

St. Norbert held Lake Forest to just 149 yards of total offense, its best effort since holding Knox to 111 yards in 2004. The Foresters had 65 yards rushing and 84 yards passing with 10 first downs.

The Green Knights, who held possession for 35:55, got 80 yards rushing from Phillips. Craig was 20-for-34 passing for 246 yards and two touchdowns. O'Connell had eight receptions for 119 yards and one score, making him the first player in St. Norbert history to have four consecutive 100-yard receiving games.

## Sept. 29 – St. Norbert 49, Knox 14

**DE PERE** - St. Norbert College cornerback John Rappel became the first player in school history to return two interceptions for touchdowns in the same game to spark a 49-14 rout of Knox College at Minahan Stadium. St. Norbert, which won its 20th straight Midwest Conference game, is now 5-0 overall and 4-0 in the MWC. Knox fell to 2-3, 1-3 in losing to St. Norbert for the ninth consecutive time.

Rappel had interception returns of 35 and 22 yards for scores. His first return put St. Norbert ahead 14-0 with 9:41 left in the first quarter, while his second score with 3:55 left in the third quarter was the game's final score. Rappel finished the game with 10 tackles with two tackles-for-loss.

St. Norbert led 21-0 after the first quarter, with a pair of Cody Craig touchdown passes sandwiched around Rappel's first scoring return. Craig found Judd O'Connell wide open on a 43-yard score just 3:58 into the game, and then hit Nick

Albert on a 9-yard score with 5:57 left in the first quarter.

Craig finished 14 of 20 for 253 yards and three touchdowns. O'Connell had four receptions for 121 yards - extending his school record of consecutive 100-yard receiving games to five.

Knox's George Nicholson scored early in the second quarter on a 6-yard run, but a pair of A.J. Phillips touchdown runs of four and 26 yards gave St. Norbert a 35-7 lead. Phillips finished with 81 yards on 15 carries. Nicholson scored on a 1-yard plunge 17 seconds before halftime to cut the deficit to 35-14.

St. Norbert rolled up 446 yards of total offense, with 155 coming on the ground. Knox had 283 yards of total offense, with 237 coming on the ground. Nicholson led all rushers with 87 yards on 26 carries but was 6-for-11 passing for 46 yards and two interceptions.

## Oct. 6 – St. Norbert 42, Monmouth 28

**MONMOUTH, Ill.** - A second-half rally lifted St. Norbert College to a 42-28 win over Monmouth College in a key Midwest Conference game at a sultry Bobby Woll Memorial Field. St. Norbert improved to 6-0 overall and 5-0 in the MWC in winning its 23rd consecutive regular-season game and 21st straight conference game, while Monmouth fell to 4-2, 4-1.

St. Norbert snapped a 21-21 tie with three straight touchdowns. Cody Craig found A.J. Phillips on a 33-yard scoring pass with 9 minutes 59 seconds left in the third quarter for a 28-21 advantage. The Green Knights got a pair of 1-yard touchdown runs from Joe Kandravi with 1:17 left in the third and Craig with 6:56 left in the game to take an insurmountable 42-21 advantage.

With a 92 degree game-time temperature, the two teams combined for 957 yards of total offense - with St. Norbert holding a slim 479-478 advantage. Craig passed for a career-high 349 yards, completing 24 of 40 passes with two touchdowns and no interceptions. Craig's 349 passing yards are tied for the fifth-most in school history - with four of the top six efforts in school annals all coming at Monmouth.

Monmouth's passing attack was clicking as well, with freshman Alex Tanney hoisting 56 aerials - completing 30 for 405 yards with three touchdowns and one interception. Tanney found Nick Wright on touchdown passes of 33 and 9 yards in the first half, and then hit Kyle Westland on a 26-yard score on the second half's first possession.

St. Norbert took a 14-0 lead after the first quarter on a Joe Brogni 19-yard touchdown run. Following a trading of punts, Monmouth marched to the St. Norbert 11 before Chris Manlick intercepted a Tanney pass in the end zone and returned it for a school-record 100-yard interception return - the 46th in NCAA Division III history.

Phillips, a running back, had game highs with eight receptions for 103 yards and a touchdown. Bobby Gibbs led Monmouth in receiving with eight catches for 93 yards, while Wright had seven receptions for 102 yards and two scores. Joe Kandravi led St. Norbert rushers with 37 yards on eight carries, while Jeff Davis paced the Scots on the ground with 63 yards on nine carries.

The Green Knights converted 8 of 16 third downs in the game while holding the Fighting Scots to 3 of 17 on third down.

## Oct. 13 – St. Norbert 26, Carroll 24

**WAUKESHA** - Steve Kraft's interception with 55 seconds remaining helped preserve St. Norbert College's 26-24 Midwest Conference win over Carroll College at Schneider Stadium. The win, St. Norbert's 24th regular-season triumph in a row, improves the 19th-ranked Green Knights to 7-0 overall and 6-0 in the MWC. Carroll fell to 4-3, 4-2.

Carroll trailed by two when it took over on its own 22-yard line with 2 minutes 15 seconds left in the game. Following a three-yard loss on a run, quarterback Chris Rogers completed three passes for a total of 38 yards to move to the St. Norbert 43. On the Pioneers' next play, Kraft made a diving interception at the St. Norbert 33 to halt the potential game-winning drive.

St. Norbert held a 20-17 halftime lead. Following a scoreless third quarter, St. Norbert capitalized on a botched snap on a punt attempt to take over at the Carroll 22 with 11:55 left. Following a 1-yard rushing loss by A.J. Phillips, Cody Craig hit Jeremy Gezella for a 23-yard touchdown pass and a nine-point lead with 11:11 left.

Carroll responded with a 12-play, 61-yard drive to pull within two on a Jon Singer 1-yard plunge with 5:39 left to set

up the game's final moments.

St. Norbert, which won its 26th consecutive Midwest Conference road game and 22nd-straight league game overall, jumped out to a 14-0 lead in the game's first 5:03. Craig found Nick Albert on a 9-yard touchdown pass 2:03 into the game. Following a Pioneer three-and-out, Craig's nine-yard scramble for a score gave the Green Knights a two-touchdown advantage. Carroll's Bryce Crocker handled all five plays on the next possession, rushing for 68 yards on the drive capped off by a 3-yard run to cut the deficit in half.

The Pioneers scored the first 10 points of the second quarter on a Brian Jachimek 28-yard field goal, which capped off a 15-play, 88-yard drive. Carroll marched again on a 72-yard, 11-play drive with Rogers scoring on a 1-yard run just 1:41 left before halftime. St. Norbert quickly answered with a scoring drive to retake the lead, with Craig finding Judd O'Connell on a 6-yard touchdown pass in the back of the end zone with 24 seconds left in the half.

Carroll outgained St. Norbert 347-273 in total offense, and posted 24 first downs to the Green Knights' 15. Crocker rushed 16 times for 115 yards, while Rogers completed 19 of 34 passes for 137 yards. Carroll rushed 53 times for 210 yards and ran 87 total plays in the game.

Phillips led St. Norbert on the ground with 85 yards on 21 carries, and was also the leading receiver with seven catches for 71 yards. Craig completed 19 of 33 passes for 179 yards and three touchdowns with two interceptions.

#### Oct. 20 – St. Norbert 52, Ripon 27

**DE PERE** - St. Norbert College scored touchdowns on six of its first seven possessions en route to a 52-27 win over Ripon College in a Midwest Conference tussle at Minahan Stadium. The Green Knights, 8-0 overall and 7-0 in the MWC, wrapped up a share of their eighth Midwest Conference title in nine years and became the first team nationally to qualify for this season's NCAA Division III Playoffs.

The Green Knights also boosted their regular-season winning streak to 25 games and won their 23rd consecutive Midwest Conference game.

The St. Norbert passing tandem of Cody Craig and Judd O'Connell had another big day. Craig completed 19 of 27 passes for 309 yards with four touchdowns and no interceptions, and tied the St. Norbert season record with 26 touchdown passes. O'Connell caught eight passes for 157 yards and four touchdowns, only the second time in St. Norbert history a receiver has caught four touchdowns in a game. Mike Whitehouse's four receiving touchdowns in 1988 against Lake Forest marked the only other occasion that's happened.

St. Norbert took the game's opening kickoff and wasted little time taking command, needing just six plays to march 59 yards when Craig found O'Connell on a 34-yard touchdown pass. Ripon's first drive stalled on when Alex Noskowiak intercepted a Tygh Walters pass, and the Green Knights cashed in again on an 8-yard touchdown from Craig to O'Connell midway through the first quarter.

Scott Perkins' 44-yard run for Ripon set up the Red Hawks at the St. Norbert 2, but Ripon would need three plays to score when Perkins dove in from the 2 to cut the deficit in half. But St. Norbert answered with another score, with Craig finding O'Connell again, this time for an 18-yard score on fourth-and-6.

St. Norbert continued to increase the lead in the second quarter. Gerald Danforth's run from 11 yards out and Joe Kandravici's 1-yard plunge gave the Green Knights a 35-7 halftime lead. St. Norbert had 339 yards at halftime to Ripon's 102, and held a 16-4 advantage in first downs at intermission.

Ripon (5-3, 5-2 MWC) turned the ball over on the first play from scrimmage in the second half, when Walters was intercepted at the St. Norbert 33 by Chris Manlick. O'Connell hauled in a 21-yard touchdown pass from Craig moments later for a 42-7 lead that all but ended any Ripon comeback hopes.

St. Norbert put up 517 yards of total offense, with 350 passing and 167 rushing. Nick Albert also had a 100-yard receiving day with five catches for 101 yards.

Jon Larsen led Ripon with 168 yards rushing on 18 carries to pace a rushing attack that totaled 370 yards. The Red Hawks mustered just nine passing yards however, the first time a St. Norbert opponent has been held to 10 yards or less passing since 1992. Walters was 2-for-9 for nine yards and three interceptions for Ripon.

St. Norbert converted on 9 of 16 third downs and both of its fourth-down opportunities.

#### Oct. 27 – St. Norbert 55, Beloit 9

**DE PERE** - It didn't take long for St. Norbert College to take command of a 55-9 win over Beloit College in a Midwest Conference game at Minahan Stadium. St. Norbert won its 24th straight Midwest Conference game and its 26th straight regular-season contest in improving to 9-0 overall and 8-0 in the MWC. Beloit lost its 18th straight game in falling to 0-9, 0-8.

St. Norbert needed just over 24 minutes to take a 35-0 lead. The Green Knights had an average starting field position of their own 45-yard line for the game and netted touchdowns on five of their first seven possessions.

A.J. Phillips scored on a 3-yard run to get things started. After a Beloit three-and-out possession, Cody Craig found Judd O'Connell on a 31-yard touchdown pass, where O'Connell caught the ball, ran completely across the field and then outraced several Beloit defenders to the end zone to score. The touchdown pass gave Craig his 27th of the season, a new St. Norbert season record. It was O'Connell's 13th touchdown reception, matching the school season record set by Greg Benesh in 1975.

Steve Kraft returned an interception 46 yards for a touchdown early in the second quarter, followed by a 16-yard touchdown run by Phillips and a 7-yard touchdown run by Gerald Danforth. Souk Stephen's 26-yard field goal just before halftime cut the Buccaneers deficit to 35-3.

Craig threw a touchdown pass on the first possession of the second half when he found Joe Kandravici out of the backfield on an 11-yard score. John Rappel then returned an interception 53 yards for a touchdown, his third interception return for a touchdown this season - tying a Division III season record.

Craig completed 12 of 17 passes for 191 yards for two touchdowns and no interceptions. O'Connell caught six passes for 102 yards, his seventh 100-yard receiving game in nine outings this season. He now has 1,042 yards receiving, the fourth 1,000-yard receiving season in St. Norbert history.

Julian Ross scored Beloit's only touchdown on a 10-yard reception with 42 seconds left in the game. Ross finished the game with 11 catches for 137 yards. Beloit had 241 yards of total offense, with 102 of those yards coming on its final possession of the game.

St. Norbert had 404 yards of total offense. Phillips was the game's leading rusher with 85 yards on 13 carries.

#### Nov. 3 – St. Norbert 31, Illinois College 24

**JACKSONVILLE, Ill.** - St. Norbert College rallied to post a 31-24 win over Illinois College in the 2007 regular-season finale at England Field. The win improved St. Norbert to 10-0, its second consecutive unbeaten regular season, and moved its Midwest Conference winning streak to 25 games and regular-season winning streak to 27. Illinois College finished 4-6, 4-5 in the MWC.

The win was a tense one, as the host Blueboys jumped out to a 14-0 lead after the first quarter on a pair of long Joe Reed touchdown passes. Reed found Michael Jennings on a 62-yard touchdown just 2 minutes 6 seconds into the game. Reed hit Justin Menke on a 46-yard touchdown with 1:38 left in the quarter for the two-touchdown advantage.

St. Norbert answered late in the second quarter, as A.J. Phillips' 1-yard touchdown run with 1:40 left before halftime cut the deficit in half. Illinois College's Conner McMakin drilled a 40-yard field goal with 36 seconds left in the second quarter for a 17-7 Illinois College lead. Phillips returned the ensuing kickoff 50 yards to the Blueboys' 36, enabling St. Norbert to get into scoring position again before halftime. St. Norbert marched to the Illinois College 5 and settled for a 22-yard Pat Phillips field goal as time expired.

The Green Knights were able to jump ahead on the first two possessions of the second half. Cody Craig's 1-yard touchdown tied the game, and Ben Hackbart's 50-yard interception for a touchdown put St. Norbert up 24-17 with 10:30 left in the third quarter. St. Norbert is now 23-0 under head coach Jim Purtill when scoring a defensive touchdown. It was St. Norbert's sixth interception returned for a touchdown this season.

Neither team would score until St. Norbert cashed in on a fourth-and-goal from the 2 on a Joe Kandravici 2-yard touchdown run with 10:37 left in the game. Illinois College would answer, scoring on a Matt Schaefer 3-yard touchdown run with 4:14 left.

On St. Norbert's first play from scrimmage following the kickoff, Phillips lost a fumble at the St. Norbert 39, but Dan

Dohr's sack and fumble recovery gave the ball back to the Green Knights with 3:50 left. St. Norbert then ran eight plays to run out the clock.

Phillips had his best game as a collegian, amassing a career-high 400 all-purpose yards. Phillips rushed 30 times for 157 yards and one score, caught five passes for 93 yards and had 150 return yards. Craig completed 16 of 33 passes for 242 yards with three interceptions.

Reed led Illinois College with 363 yards passing, completing 23 of 48 passes with two touchdowns and two interceptions. The Blueboys outgained St. Norbert 430-428, but had only 67 net rushing yards.

#### NCAA Division III Playoffs – First Round

##### Nov. 17 – UW-Eau Claire 24, St. Norbert 20

**DE PERE** - Chris Hull's 28-yard touchdown reception from Mitch Schaeuble with 46 seconds left proved to be the difference as the University of Wisconsin-Eau Claire escaped from Minahan Stadium with a 24-20 win over St. Norbert College in a first-round NCAA Division III football playoff game. The Blugolds improve to 9-2, while St. Norbert saw its season end 10-1.

Hull's touchdown capped a thrilling final six minutes. Eau Claire took over at the St. Norbert 35-yard line with 6 minutes 11 seconds left but burned off over three minutes when Craig Kolb pushed a 31-yard field goal wide right with 2:50 left to play. St. Norbert took over on its own 20, and on third-and-8 from the 22 a Cody Craig pass that would have been good enough for a first down was dropped, forcing the Green Knights to punt.

Rob Berger booted a 45-yard punt to the Eau Claire 33, with Craig Polifka returning it six yards to the Blugold 39 with 1:37 left. Schaeuble found Nils Dillon for 12 yards and a first down. After an incomplection, Cory Sartorelli took a screen pass and rambled 21 yards to the St. Norbert 28. Following two more incomplections, Schaeuble hit Hull for the game-winning score in the back of the east end zone, despite good coverage by the St. Norbert secondary.

St. Norbert got to its own 43, but a Craig pass was intercepted by Zach Paul at the Eau Claire 17 with 11 seconds left to salt away the game.

In the early going, it appeared Eau Claire would have solid command, bolting out to a 10-0 lead after the first quarter and holding the ball for 13:07. But St. Norbert would stiffen defensively, getting a pair of interceptions. The Green Knights would score right before halftime, moving 80 yards in 13 plays capped off by a Craig touchdown pass to Ben Petry from five yards out just 31 seconds before halftime.

St. Norbert then took the opening kickoff of the second half and would take the lead, moving 67 yards in six plays. Gerald Danforth scooted in from the 8 to give St. Norbert a brief 13-10 lead.

Eau Claire would retake the lead with 1:30 left in the third quarter on a Sartorelli 10-yard touchdown run. The Green Knights answered yet again on a 12-yard touchdown pass from Craig to Gerald Danforth with 13:49 left.

The Blugolds outgained St. Norbert 317-299, and had 23 first downs to the Green Knights' 19. Eau Claire decisively won the field position battle, starting on average at its own 46 while St. Norbert started on average at its own 20.

Schaeuble completed 17 of 32 passes for 225 yards and one touchdown with four interceptions. Sartorelli rushed 34 times for 99 yards. Chris Hull had five catches for 71 yards, while Tony Hull had five catches for 52 yards.

Craig completed 18 of 35 passes for 191 yards and two touchdowns with three interceptions. Craig finished the season with 30 touchdown passes, extending his school records. A.J. Phillips had 15 carries for 77 yards but missed the second half with an injury, but Danforth had 55 yards on 13 carries. Judd O'Connell had eight receptions for 88 yards to finish with 1,216 yards on the season, also a St. Norbert season record.

# 2007 ST. NORBERT STATISTICS

## Game Results

Date	Opponent	Score	Overall	Conference	Time	Attend
9/1/07	OLIVET NAZARENE	W 34-27	1-0-0	0-0-0	3:18	1556
* 9/8/07	at Grinnell College	W 35-13	2-0-0	1-0-0	2:45	400
* 9/15/07	LAWRENCE UNIV.	W 40-11	3-0-0	2-0-0	2:59	1320
* 9/22/07	at Lake Forest College	W 36-6	4-0-0	3-0-0	2:45	575
* 9/29/07	KNOX COLLEGE	W 49-14	5-0-0	4-0-0	2:45	1677
* 10/6/07	at Monmouth College	W 42-28	6-0-0	5-0-0	3:20	2600
* 10/13/07	at Carroll College	W 26-24	7-0-0	6-0-0	3:00	1250
* 10/20/07	RIPON COLLEGE	W 52-27	8-0-0	7-0-0	2:55	3014
* 10/27/07	BELOIT COLLEGE	W 55-9	9-0-0	8-0-0	2:49	630
* 11/3/07	at Illinois College	W 31-24	10-0-0	9-0-0	3:11	1115
# 11/17/07	#17 UW-EAU CLAIRE	L 20-24	10-1-0	9-0-0	2:44	1505

\* - Midwest Conference game # - NCAA Division III Playoffs

## Individual Results

RUSHING	GP	Att	Gain	Loss	Net	Avg	TD	Long	Avg/G
A.J. Phillips	10	175	755	34	721	4.1	10	26	72.1
Joe Brogni	10	84	316	15	301	3.6	2	19	30.1
Gerald Danforth	9	43	189	13	176	4.1	5	24	19.6
Joe Kandravi	10	33	147	4	143	4.3	3	13	14.3
Dante Sims	4	16	116	1	115	7.2	0	22	28.8
Rob Berger	10	6	112	0	112	18.7	0	66	11.2
Mike Dickman	6	4	25	0	25	6.2	0	9	4.2
John Weninger	1	1	16	0	16	16.0	0	16	16.0
Scott Wuensch	11	2	7	0	7	3.5	0	6	0.6
Anthony Nanne	9	9	13	8	5	0.6	0	6	0.6
Justin McKinney	1	1	3	0	3	3.0	0	3	3.0
Bryan Stoppenbach	2	2	2	1	1	0.5	0	2	0.5
Dustin Gresen	11	5	5	10	-5	-1.0	0	5	-0.5
Bryan Linsmeyer	4	8	12	22	-10	-1.2	1	7	-2.5
TEAM	9	9	0	63	-63	-7.0	0	0	-7.0
Cody Craig	11	35	79	170	-91	-2.6	3	14	-8.3
<b>Total</b>	<b>11</b>	<b>433</b>	<b>1797</b>	<b>341</b>	<b>1456</b>	<b>3.4</b>	<b>24</b>	<b>66</b>	<b>132.4</b>
<b>Opponents</b>	<b>11</b>	<b>458</b>	<b>1900</b>	<b>404</b>	<b>1496</b>	<b>3.3</b>	<b>17</b>	<b>47</b>	<b>136.0</b>

PASSING	G	Effic	Cmp-Att-Int	Pct	Yds	TD	Lng	Avg/G
Cody Craig	11	149.53	199-338-12	58.9	2755	30	78	250.5
Bryan Linsmeyer	4	86.19	6-17-0	35.3	103	0	41	25.8
Bryan Stoppenbach	2	52.93	1-3-0	33.3	7	0	7	3.5
Rob Berger	10	-200.00	0-1-1	0.0	0	0	0	0.0
<b>Total</b>	<b>11</b>	<b>144.75</b>	<b>206-359-13</b>	<b>57.4</b>	<b>2865</b>	<b>30</b>	<b>78</b>	<b>260.5</b>
<b>Opponents</b>	<b>11</b>	<b>92.38</b>	<b>184-365-20</b>	<b>50.4</b>	<b>1907</b>	<b>10</b>	<b>62</b>	<b>173.4</b>

RECEIVING	G	No.	Yds	Avg	TD	Long	Avg/G
Judd O'Connell	11	65	1216	18.7	13	78	110.5
A.J. Phillips	10	36	441	12.2	1	42	44.1
Nick Albert	11	26	363	14.0	6	35	33.0
Joe Kandravi	10	24	159	6.6	3	31	15.9
Ben Petry	7	14	150	10.7	2	19	21.4
Brian Peterson	8	12	212	17.7	3	34	26.5
Jeremy Gezella	9	11	118	10.7	1	30	13.1
Nick Gorski	2	5	58	11.6	0	24	29.0
Scott Wuensch	11	3	20	6.7	0	9	1.8
Gerald Danforth	9	2	53	26.5	1	41	5.9
Nick Glass	3	2	15	7.5	0	10	5.0
Joe Brogni	10	2	14	7.0	0	8	1.4
Dante Sims	4	1	23	23.0	0	23	5.8
Jeff Schneider	3	1	15	15.0	0	15	5.0
Dustin Gresen	11	1	6	6.0	0	6	0.5
Anthony Nanne	9	1	2	2.0	0	2	0.2
<b>Total</b>	<b>11</b>	<b>206</b>	<b>2865</b>	<b>13.9</b>	<b>30</b>	<b>78</b>	<b>260.5</b>
<b>Opponents</b>	<b>11</b>	<b>184</b>	<b>1907</b>	<b>10.4</b>	<b>10</b>	<b>62</b>	<b>173.4</b>

FIELD GOALS	FGM-FGA	Pct	01-19	20-29	30-39	40-49	50-99	Lg	Blk
Pat Phillips	2-4	50.0	0-0	2-3	0-0	0-1	0-0	23	1

SCORING	TD	FGs	Kick	Rush	Rcv	Pass	DXP	Saf	Points
Judd O'Connell	13	0-0	0-0	0-0	0-0	0-0	0-0	0	78
A.J. Phillips	11	0-0	0-0	0-0	0-0	0-0	0-0	0	66
Pat Phillips	0	2-4	52-60	0-0	0-0	0-0	0-0	0	58
Joe Kandravi	6	0-0	0-0	0-0	0-0	0-0	0-0	0	36
Nick Albert	6	0-0	0-0	0-0	0-0	0-0	0-0	0	36
Gerald Danforth	6	0-0	0-0	0-0	0-0	0-0	0-0	0	36
John Rappel	3	0-0	0-0	0-0	0-0	0-0	0-0	0	18
Brian Peterson	3	0-0	0-0	0-0	0-0	0-0	0-0	0	18
Cody Craig	3	0-0	0-0	0-0	0-0	0-0	0-0	0	18
Joe Brogni	2	0-0	0-0	0-0	0-0	0-0	0-0	0	12
Ben Petry	2	0-0	0-0	0-0	0-0	0-0	0-0	0	12
Jeremy Gezella	1	0-0	0-0	0-0	0-0	0-0	0-0	0	6
Ben Hackbart	1	0-0	0-0	0-0	0-0	0-0	0-0	0	6
Chris Manlick	1	0-0	0-0	0-0	0-0	0-0	0-0	0	6
Steve Kraft	1	0-0	0-0	0-0	0-0	0-0	0-0	0	6
Bryan Linsmeyer	1	0-0	0-0	0-0	0-0	0-0	0-0	0	6
TEAM	0	0-0	0-0	0-0	0-0	0-0	0-0	1	2
<b>Total</b>	<b>60</b>	<b>2-4</b>	<b>52-60</b>	<b>0-0</b>	<b>0-0</b>	<b>0-0</b>	<b>0-0</b>	<b>1</b>	<b>420</b>
<b>Opponents</b>	<b>27</b>	<b>6-9</b>	<b>21-24</b>	<b>0-1</b>	<b>1</b>	<b>1-2</b>	<b>1</b>	<b>1</b>	<b>207</b>

## TEAM STATISTICS

	SNC	OPP
<b>SCORING</b>	<b>420</b>	<b>207</b>
Points Per Game	38.2	18.8
<b>FIRST DOWNS</b>	<b>221</b>	<b>202</b>
Rushing	83	83
Passing	129	97
Penalty	9	22
<b>RUSHING YARDAGE</b>	<b>1456</b>	<b>1496</b>
Yards gained rushing	1797	1900
Yards lost rushing	341	404
Rushing Attempts	433	458
Average Per Rush	3.4	3.3
Average Per Game	132.4	136.0
TDs Rushing	24	17
<b>PASSING YARDAGE</b>	<b>2865</b>	<b>1907</b>
Att-Comp-Int	359-206-13	365-184-20
Average Per Pass	8.0	5.2
Average Per Catch	13.9	10.4
Average Per Game	260.5	173.4
TDs Passing	30	10
<b>TOTAL OFFENSE</b>	<b>4321</b>	<b>3403</b>
Total Plays	792	823
Average Per Play	5.5	4.1
Average Per Game	392.8	309.4
<b>KICK RETURNS: #-YARDS</b>	<b>41-790</b>	<b>70-1116</b>
<b>PUNT RETURNS: #-YARDS</b>	<b>31-368</b>	<b>17-87</b>
<b>INT RETURNS: #-YARDS</b>	<b>20-336</b>	<b>13-65</b>
<b>FUMBLES-LOST</b>	<b>21-12</b>	<b>23-9</b>
<b>PENALTIES-YARDS</b>	<b>97-793</b>	<b>54-460</b>
Average Per Game	72.1	41.8
<b>PUNTS-YARDS</b>	<b>49-1898</b>	<b>66-2218</b>
Average Per Punt	38.7	33.6
Net punt average	35.7	27.1
<b>TIME OF POSSESSION/GAME</b>	<b>28:01</b>	<b>31:59</b>
<b>3RD-DOWN CONVERSIONS</b>	<b>59/152</b>	<b>62/180</b>
3rd-Down Pct	39%	34%
<b>4TH-DOWN CONVERSIONS</b>	<b>19/33</b>	<b>13/31</b>
4th-Down Pct	58%	42%

SCORE BY QUARTERS	1st	2nd	3rd	4th	Total
St. Norbert College	133	140	84	63	420
Opponents	58	54	40	55	207

INTERCEPTIONS	No.	Yds	Avg	TD	Long
John Rappel	7	112	16.0	3	53
Steve Kraft	5	46	9.2	1	46
Chris Manlick	2	109	54.5	1	100
Alex Noskowiak	2	11	5.5	0	11
Dan Hauert	1	0	0.0	0	0
Scott Wuensch	1	0	0.0	0	0
Ben Hackbart	1	50	50.0	1	50
Bryce Hattamer	1	8	8.0	0	8
<b>Total</b>	<b>20</b>	<b>336</b>	<b>16.8</b>	<b>6</b>	<b>100</b>
<b>Opponents</b>	<b>13</b>	<b>65</b>	<b>5.0</b>	<b>0</b>	<b>22</b>

PUNTING	No.	Yds	Avg	Long	TB	FC	I20	Blkd
Rob Berger	36	1438	39.9	60	1	4	6	2
Alex Noskowiak	11	425	38.6	46	2	1	7	0
TEAM	2	35	17.5	35	0	0	0	0
<b>Total</b>	<b>49</b>	<b>1898</b>	<b>38.7</b>	<b>60</b>	<b>3</b>	<b>5</b>	<b>13</b>	<b>2</b>
<b>Opponents</b>	<b>66</b>	<b>2218</b>	<b>33.6</b>	<b>62</b>	<b>3</b>	<b>6</b>	<b>14</b>	<b>2</b>

PUNT RETURNS	No.	Yds	Avg	TD	Long
A.J. Phillips	21	261	12.4	0	29
Judd O'Connell	5	27	5.4	0	13
Jeremy Gezella	3	48	16.0	0	15
Anthony Nanne	1	14	14.0	0	0
Dustin Gresen	1	11	11.0	0	0
Todd Sheedy	0	7	0.0	0	7
<b>Total</b>	<b>31</b>	<b>368</b>	<b>11.9</b>	<b>0</b>	<b>29</b>
<b>Opponents</b>	<b>17</b>	<b>87</b>	<b>5.1</b>	<b>0</b>	<b>19</b>

KICK RETURNS	No.	Yds	Avg	TD	Long
A.J. Phillips	21	472	22.5	0	50
Judd O'Connell	8	155	19.4	0	36
Anthony Nanne	6	82	13.7	0	18
Joe Kandravi	4	72	18.0	0	27
Dustin Gresen	1	0	0.0	0	0
Kyle Ripley	1	9	9.0	0	9
<b>Total</b>	<b>41</b>	<b>790</b>	<b>19.3</b>	<b>0</b>	<b>50</b>
<b>Opponents</b>	<b>70</b>	<b>1116</b>	<b>15.9</b>	<b>0</b>	<b>46</b>

ALL PURPOSE	G	Rush	Rec	PR	KOR	IR	Tot	Avg/G
A.J. Phillips	10	721	441	261	472	0	1895	189.5
Judd O'Connell	11	0	1216	27	155	0	1398	127.1
Joe Kandravi	10	143	159	0	72	0	374	37.4
Nick Albert	11	0	363	0	0	0	363	33.0
Joe Brogni	10	301	14	0	0	0	315	31.5
Gerald Danforth	9	176	53	0	0	0	229	25.4
Brian Peterson	8	0	212	0	0	0	212	26.5
Jeremy Gezella	9	0	118	48	0	0	166	18.4
Ben Petry	7	0	150	0	0	0	150	21.4
Dante Sims	4	115	23	0	0	0	138	34.5
John Rappel	11	0	0	0	0	112	112	10.2
Rob Berger	10	112	0	0	0	0	112	11.2
Chris Manlick	9	0	0	0	0	109	109	12.1
Anthony Nanne	9	5	2	14	82	0	103	11.4
Nick Gorski	2	0	58	0	0	0	58	29.0
Ben Hackbart	9	0	0	0	0	50	50	5.6
Steve Kraft	10	0	0	0	0	46	46	4.6
Scott Wuensch	11	7	20	0	0	0	27	2.5
Mike Dickman	6	25	0	0	0	0	25	4.2
John Weninger	1	16	0	0	0	0	16	16.0
Jeff Schneider	3	0	15	0	0	0	15	5.0
Nick Glass	3	0	15	0	0	0	15	5.0
Dustin Gresen	11	-5	6	11	0	0	12	1.1
Alex Noskowiak	11	0	0	0	0	11	11	1.0
Kyle Ripley	8	0	0	0	9	0	9	1.1
Bryce Hattamer	8	0	0	0	0	8	8	1.0
Todd Sheedy	7	0	0	7	0	0	7	1.0
Justin McKinney	1	3	0	0	0	0	3	3.0
Bryan Stoppenbach	2	1	0	0	0	0	1	0.5
Bryan Linsmeyer	4	-10	0	0	0	0	-10	-2.5
TEAM	9	-63	0	0	0	0	-63	-7.0
Cody Craig	11	-91	0	0	0	0	-91	-8.3
<b>Total</b>	<b>11</b>	<b>1456</b>	<b>2865</b>	<b>368</b>	<b>790</b>	<b>336</b>	<b>5815</b>	<b>528.6</b>
<b>Opponents</b>	<b>11</b>	<b>1496</b>	<b>1907</b>	<b>87</b>	<b>1116</b>	<b>65</b>	<b>4671</b>	<b>424.6</b>

TOTAL OFFENSE	G	Plays	Rush	Pass	Total	Avg/G
Cody Craig	11	373	-91	2755	2664	242.2
A.J. Phillips	10	175	721	0	721	72.1
Joe Brogni	10	84	301	0	301	30.1
Gerald Danforth	9	43	176	0	176	19.6
Joe Kandravi	10	33	143	0	143	14.3
Dante Sims	4	16	115	0	115	28.8
Rob Berger	10	7	112	0	112	11.2
Bryan Linsmeyer	4	25	-10	103	93	23.2
Mike Dickman	6	4	25	0	25	4.2
John Weninger	1	1	16	0	16	16.0
Bryan Stoppenbach	2	5	1	7	8	4.0
Scott Wuensch	11	2	7	0	7	0.6
Anthony Nanne	9	9	5	0	5	0.6
Justin McKinney	1	1	3	0	3	3.0
Dustin Gresen	11	5	-5	0	-5	-0.5
TEAM	9	9	-63	0	-63	-7.0
<b>Total</b>	<b>11</b>	<b>792</b>	<b>1456</b>	<b>2865</b>	<b>4321</b>	<b>392.8</b>
<b>Opponents</b>	<b>11</b>	<b>823</b>	<b>1496</b>	<b>1907</b>	<b>3403</b>	<b>309.4</b>

## INDIVIDUAL GAME HIGHS

Rushes	30	A.J. Phillips at Illinois College (11/3/07)
Yards Rushing	157	A.J. Phillips at Illinois College (11/3/07)
TD Rushes	2	A.J. Phillips vs Olivet Nazarene (9/1/07)
		A.J. Phillips at Lake Forest College (9/22/07)
		A.J. Phillips vs Knox College (9/29/07)
		Gerald Danforth vs Ripon College (10/20/07)
		A.J. Phillips vs Beloit College (10/27/07)
Long Rush	66	Rob Berger vs Lawrence Univ. (9/15/07)
Pass attempts	40	Cody Craig at Monmouth College (10/6/07)
Pass completions	24	Cody Craig at Monmouth College (10/6/07)
Yards Passing	349	Cody Craig at Monmouth College (10/6/07)
TD Passes	5	Cody Craig vs Lawrence Univ. (9/15/07)
Long Pass	78	Cody Craig vs Lawrence Univ. (9/15/07)
Receptions	8	Judd O'Connell at Lake Forest College (9/22/07)
		A.J. Phillips at Monmouth College (10/6/07)
		Judd O'Connell vs Ripon College (10/20/07)
		Judd O'Connell vs UW-Eau Claire (11/17/07)
Yards Receiving	168	Judd O'Connell vs Olivet Nazarene (9/1/07)
TD Receptions	4	Judd O'Connell vs Ripon College (10/20/07)
Long Reception	78	Judd O'Connell vs Lawrence Univ. (9/15/07)
Field Goals	1	Pat Phillips vs Ripon College (10/20/07)
		Pat Phillips at Illinois College (11/3/07)
Long Field Goal	23	Pat Phillips vs Ripon College (10/20/07)
Punts	6	Rob Berger vs UW-Eau Claire (11/17/07)
Punting Avg	50.0	Rob Berger at Grinnell College (9/8/07)
Long Punt	60	Rob Berger vs Knox College (9/29/07)
Long Punt Return	29	A.J. Phillips vs Beloit College (10/27/07)
Long Kickoff Return	50	A.J. Phillips at Illinois College (11/3/07)
Tackles	15	Ben Hackbart at Illinois College (11/3/07)
		Scott Wuensch vs UW-Eau Claire (11/17/07)
Sacks	2.5	Jay Arndt at Lake Forest College (9/22/07)
Tackles For Loss	4.0	Dan Dohr vs Lawrence Univ. (9/15/07)
		Jay Arndt at Carroll College (10/13/07)
Interceptions	2	John Rappel vs Knox College (9/29/07)
		John Rappel vs UW-Eau Claire (11/17/07)

## TEAM GAME HIGHS

Rushes	47	at Lake Forest College (9/22/07)
Yards Rushing	209	vs Beloit College (10/27/07)
Yards Per Rush	5.1	vs Beloit College (10/27/07)
TD Rushes	4	vs Beloit College (10/27/07)
Pass attempts	40	at Monmouth College (10/6/07)
Pass completions	24	at Monmouth College (10/6/07)
Yards Passing	350	vs Ripon College (10/20/07)
Yards Per Pass	12.1	vs Ripon College (10/20/07)
TD Passes	5	vs Lawrence Univ. (9/15/07)
Total Plays	84	at Lake Forest College (9/22/07)
Total Offense	517	vs Ripon College (10/20/07)
Yards Per Play	7.1	vs Ripon College (10/20/07)
Points	55	vs Beloit College (10/27/07)
Sacks By	7	at Lake Forest College (9/22/07)
First Downs	24	vs Ripon College (10/20/07)
Penalties	13	at Carroll College (10/13/07)
Penalty Yards	125	at Carroll College (10/13/07)
Turnovers	4	at Illinois College (11/3/07)
		vs UW-Eau Claire (11/17/07)
Interceptions By	4	vs UW-Eau Claire (11/17/07)

DEFENSIVE LEADERS	Tackles			TFL/Yds	Sacks No-Yards	Pass Def		QBH	Fumbles		Blkd Kick	Saf
	Solo	Ast	Total			Int-Yds	BrUp		Rcv-Yds	FF		
33 Alex Noskowiak	40	37	77	9.5-28	1.0-9	2-11	4	.	1-20	1	.	.
47 Scott Wuensch	39	31	70	4.0-9	.	1-0	.	.	.	1	.	.
42 Dan Dohr	44	24	68	17.5-48	2.0-12	.	3	.	2-7	2	.	.
20 John Rappel	51	12	63	5.0-22	.	7-112	5	.	.	.	.	.
18 Dan Hauer	35	21	56	.	.	1-0	4	.	.	1	.	.
21 Joe Breisch	38	18	56	7.0-25	0.5-6	.	1	.	1-0	.	.	.
39 Jay Arndt	30	22	52	19.5-70	6.5-42	.	2	.	1-0	2	1	.
41 Ben Hackbart	22	15	37	2.5-9	.	1-50	.	.	.	1	.	.
13 Steve Kraft	26	10	36	0.5-1	.	5-46	9	.	.	.	.	.
40 Bryce Hattamer	24	12	36	5.0-21	0.5-5	1-8	2	.	1-0	.	.	.
71 Jon Herger	11	13	24	5.0-8	0.5-1	.	.	.	.	.	.	.
49 Jared Hackbart	13	10	23	5.0-16	2.5-10	.	1	.	.	.	.	.
23 Dustin Gresen	12	10	22	3.0-21	1.0-3	.	2	.	.	1	1	.
52 Steve Vanden Bush	12	10	22	3.5-12	1.5-8	.	.	.	.	.	.	.
3 Chris Manlick	12	7	19	.	.	2-109	3	.	1-0	.	.	.
91 Chad Pigeon	8	7	15	1.5-7	1.0-5	.	.	.	.	.	.	.
28 Matt Sullivan	7	7	14	4.0-18	1.5-11	.	.	.	.	.	.	.
58 Kyle Ripley	8	6	14	.	.	.	2	.	.	.	.	.
44 Anthony Nanne	10	3	13	.	.	.	.	.	.	1	1	.
14 Ernest James	10	1	11	.	.	.	1	.	1-0	1	.	.
70 Sam Ball	6	5	11	1.5-1	.	.	.	.	.	.	.	.
TM TEAM	10	.	10	7.0-41	.	.	.	.	.	7	.	1
72 Titus Cole	7	3	10	2.5-8	1.0-4	.	.	.	.	.	.	.
45 Todd Sheedy	7	2	9	.	.	.	.	.	.	.	.	.
56 Andrew Beil	5	3	8	2.5-10	1.0-7	.	.	.	.	2	.	.
22 Matt Szmada	3	3	6	.	.	.	.	.	.	.	.	.
<b>Total</b>	<b>513</b>	<b>310</b>	<b>823</b>	<b>111-384</b>	<b>21-128</b>	<b>20-336</b>	<b>42</b>	<b>.</b>	<b>9-27</b>	<b>20</b>	<b>3</b>	<b>1</b>
<b>Opponents</b>	<b>485</b>	<b>260</b>	<b>745</b>	<b>610-311</b>	<b>18-161</b>	<b>13-65</b>	<b>35</b>	<b>.</b>	<b>12-0</b>	<b>13</b>	<b>6</b>	<b>1</b>

# 2007 ST. NORBERT STATISTICS

## OPPONENT INDIVIDUAL GAME HIGHS

Rushes	34	Cory Sartorelli, vs UW-Eau Claire (11/17/07)
Yards Rushing	168	Jon Larsen, vs Ripon College (10/20/07)
TD Rushes	2	G. Nicholson, vs Knox College (9/29/07)
		Cory Sartorelli, vs UW-Eau Claire (11/17/07)
Long Rush	47	Bryce Crocker, at Carroll College (10/13/07)
Pass attempts	56	Alex Tanney, at Monmouth College (10/6/07)
Pass completions	30	Alex Tanney, at Monmouth College (10/6/07)
Yards Passing	405	Alex Tanney, at Monmouth College (10/6/07)
TD Passes	3	Alex Tanney, at Monmouth College (10/6/07)
Long Pass	62	Joe Reed, at Illinois College (11/3/07)
Receptions	11	Julian Ross, vs Beloit College (10/27/07)
Yards Receiving	137	Julian Ross, vs Beloit College (10/27/07)
TD Receptions	2	Nick Wright, at Monmouth College (10/6/07)
Long Reception	62	Michael Jenning, at Illinois College (11/3/07)
Field Goals	2	Matt Soulia, vs Olivet Nazarene (9/1/07)
Long Field Goal	40	Conner McMakin, at Illinois College (11/3/07)
Punts	10	Marc Heronemus, at Grinnell College (9/8/07)
Punting Avg	48.0	Nate Palkovic, at Monmouth College (10/6/07)
Long Punt	62	Nate Palkovic, at Monmouth College (10/6/07)
Long Punt Return	19	Craig Polifka, vs UW-Eau Claire (11/17/07)
Long Kickoff Return	46	Andy Christensen, vs Beloit College (10/27/07)
Tackles	18	Marc Artozqui, at Monmouth College (10/6/07)
Sacks	2.5	Tom Dohr, vs UW-Eau Claire (11/17/07)
Tackles For Loss	4.5	Kevin Penza, vs Lawrence Univ. (9/15/07)
Interceptions	2	Jason Murphy, at Illinois College (11/3/07)
		Craig Polifka, vs UW-Eau Claire (11/17/07)

## OPPONENT TEAM GAME HIGHS

Rushes	62	vs Knox College (9/29/07)
Yards Rushing	370	vs Ripon College (10/20/07)
Yards Per Rush	6.5	vs Ripon College (10/20/07)
TD Rushes	4	vs Ripon College (10/20/07)
Pass attempts	57	at Monmouth College (10/6/07)
Pass completions	31	at Monmouth College (10/6/07)
Yards Passing	416	at Monmouth College (10/6/07)
Yards Per Pass	7.6	at Illinois College (11/3/07)
TD Passes	3	at Monmouth College (10/6/07)
Total Plays	87	at Carroll College (10/13/07)
Total Offense	478	at Monmouth College (10/6/07)
Yards Per Play	5.8	at Monmouth College (10/6/07)
Points	28	at Monmouth College (10/6/07)
Sacks By	3	vs Lawrence Univ. (9/15/07)
		vs UW-Eau Claire (11/17/07)
First Downs	25	vs Olivet Nazarene (9/1/07)
Penalties	9	vs Lawrence Univ. (9/15/07)
Penalty Yards	85	vs Lawrence Univ. (9/15/07)
		at Monmouth College (10/6/07)
Turnovers	5	vs Beloit College (10/27/07)
Interceptions By	3	at Illinois College (11/3/07)
		vs UW-Eau Claire (11/17/07)

## Team Game-by-Game

Date	Opponent	RUSHING				RECEIVING				PASSING				KICK RET				PUNT RET				All Purp		
		No.	Yds	TD	Lg	No.	Yds	TD	Lg	Att	Cmp	Int	Yds	TD	Lg	No	Yds	TD	Lg	No	Yds		TD	Lg
9/1/07	OLIVET NAZARENE	38	55	2	16	20	308	3	53	20	37	1	308	3	53	6	158	0	36	3	14	0	14	363
9/8/07	at Grinnell College	39	92	1	10	20	234	4	55	20	33	1	234	4	55	3	36	0	16	6	65	0	15	326
9/15/07	LAWRENCE UNIV.	39	89	1	66	17	253	5	78	17	29	0	253	5	78	2	30	0	19	5	49	0	17	342
9/22/07	at Lake Forest College	47	171	3	24	21	253	2	34	21	37	1	253	2	34	2	36	0	19	2	26	0	16	424
9/29/07	KNOX COLLEGE	36	155	2	26	16	291	3	43	16	27	1	291	3	43	3	51	0	26	1	21	0	7	446
10/6/07	at Monmouth College	41	130	3	19	24	349	2	33	24	40	0	349	2	33	4	84	0	26	3	50	0	28	479
10/13/07	at Carroll College	30	94	1	17	19	179	3	23	19	33	2	179	3	23	5	101	0	29	3	21	0	14	273
10/20/07	RIPON COLLEGE	44	167	3	14	20	350	4	41	20	29	0	350	4	41	3	42	0	16	2	18	0	9	517
10/27/07	BELOIT COLLEGE	41	209	4	21	15	215	2	34	15	26	1	215	2	34	3	20	0	11	2	52	0	29	424
11/3/07	at Illinois College	45	186	3	25	16	242	0	42	16	33	3	242	0	42	5	133	0	50	4	52	0	23	428
11/17/07	UW-EAU CLAIRE	33	108	1	23	18	191	2	25	18	35	3	191	2	25	5	99	0	36	0	0	0	0	299
<b>Totals</b>		<b>433</b>	<b>1456</b>	<b>24</b>	<b>66</b>	<b>206</b>	<b>2865</b>	<b>30</b>	<b>78</b>	<b>206</b>	<b>359</b>	<b>13</b>	<b>2865</b>	<b>30</b>	<b>78</b>	<b>41</b>	<b>790</b>	<b>0</b>	<b>50</b>	<b>31</b>	<b>368</b>	<b>0</b>	<b>29</b>	<b>4321</b>
<b>Opponent</b>		<b>458</b>	<b>1496</b>	<b>17</b>	<b>47</b>	<b>184</b>	<b>1907</b>	<b>10</b>	<b>62</b>	<b>184</b>	<b>365</b>	<b>20</b>	<b>1907</b>	<b>10</b>	<b>62</b>	<b>70</b>	<b>1116</b>	<b>0</b>	<b>46</b>	<b>17</b>	<b>87</b>	<b>0</b>	<b>19</b>	<b>3403</b>

Games played: 11 • Avg per rush: 3.4 • Avg per catch: 13.9 • Pass efficiency: 144.75 • Kick ret avg: 19.3 • Punt ret avg: 11.9 • All purpose avg/game: 528.6 • Total offense avg/gm: 392.8

Date	Opponent	TACKLES			TFL-Yds	SACKS	FUMBLE		PASS DEF			Kick Blkd	KICKS-XPTS					
		Solo	Ast	Total			FF	FR-Yds	Int-Yds	QBH	Brk		Att-Mad	Run	Rcv	Saf	Pts	
9/1/07	OLIVET NAZARENE	49	22	71	4.0-17	1.0-4	1	0-0	2-19	0	5	0	5-4	0	0	0	0	34
9/8/07	at Grinnell College	34	40	74	10.0-36	2.0-17	3	0-0	1-0	0	5	0	5-5	0	0	0	35	
9/15/07	LAWRENCE UNIV.	53	14	67	14.0-45	2.0-11	5	2-0	0-0	0	6	1	6-4	0	0	0	40	
9/22/07	at Lake Forest College	37	22	59	14.0-56	7.0-44	2	2-0	1-2	0	3	0	5-4	0	0	1	36	
9/29/07	KNOX COLLEGE	52	36	88	10.0-34	1.0-4	0	0-0	2-57	0	0	1	7-7	0	0	0	49	
10/6/07	at Monmouth College	38	38	76	9.0-17	2.0-6	0	0-0	1-100	0	8	0	6-6	0	0	0	42	
10/13/07	at Carroll College	57	32	89	13.0-47	2.0-16	1	1-20	1-0	0	3	0	4-2	0	0	0	26	
10/20/07	RIPON COLLEGE	51	28	79	9.0-33	1.0-6	2	1-0	3-9	0	2	0	7-7	0	0	0	52	
10/27/07	BELOIT COLLEGE	51	26	77	12.0-50	0.0-0	5	2-7	3-99	0	4	0	8-7	0	0	0	55	
11/3/07	at Illinois College	38	40	78	11.0-31	1.0-8	1	1-0	2-50	0	5	0	4-4	0	0	0	31	
11/17/07	UW-EAU CLAIRE	53	12	65	5.0-18	2.0-12	0	0-0	4-0	0	1	1	3-2	0	0	0	20	
<b>Totals</b>		<b>513</b>	<b>310</b>	<b>823</b>	<b>111.0-384</b>	<b>21.0-128</b>	<b>20</b>	<b>9-27</b>	<b>20-336</b>	<b>0</b>	<b>42</b>	<b>3</b>	<b>60-52</b>	<b>0</b>	<b>0</b>	<b>1</b>	<b>420</b>	
<b>Opponent</b>		<b>485</b>	<b>260</b>	<b>745</b>	<b>61.0-311</b>	<b>17.0-160</b>	<b>13</b>	<b>12-0</b>	<b>13-65</b>	<b>0</b>	<b>35</b>	<b>6</b>	<b>24-21</b>	<b>0</b>	<b>1</b>	<b>1</b>	<b>207</b>	

Date	Opponent	PUNTING					FIELD GOALS					KICKOFFS					
		No	Yds	Avg	Long	Bikd	TB	FC	50+	I20	Att-Made	Lg	BikdNo	Yds	Avg	TB	OB
9/1/07	OLIVET NAZARENE	2	80	40.0	45	0	0	1	0	2	1-0	0	16	311	51.8	0	0
9/8/07	at Grinnell College	4	184	46.0	58	0	0	0	1	4	0-0	0	6	357	59.5	0	0
9/15/07	LAWRENCE UNIV.	3	124	41.3	44	0	0	0	0	0	0-0	0	8	438	54.8	0	0
9/22/07	at Lake Forest College	4	155	38.8	49	0	0	0	0	2	0-0	0	6	325	54.2	0	0
9/29/07	KNOX COLLEGE	4	169	42.2	60	0	1	2	1	0	1-0	0	8	421	52.6	1	1
10/6/07	at Monmouth College	6	225	37.5	45	1	1	1	0	0	0-0	0	7	412	58.9	0	0
10/13/07	at Carroll College	8	304	38.0	48	0	1	1	0	1	0-0	0	5	271	54.2	0	0
10/20/07	RIPON COLLEGE	4	92	23.0	38	1	0	0	0	1	1-1	23	9	463	51.4	0	0
10/27/07	BELOIT COLLEGE	3	106	35.3	38	0	0	0	0	0	0-0	0	9	467	51.9	1	0
11/3/07	at Illinois College	5	237	47.4	55	0	0	0	2	3	1-1	22	5	267	53.4	0	0
11/17/07	UW-EAU CLAIRE	6	222	37.0	52	0	0	0	1	0	0-0	0	4	187	46.8	0	0
<b>Totals</b>		<b>49</b>	<b>1898</b>	<b>38.7</b>	<b>60</b>	<b>2</b>	<b>3</b>	<b>5</b>	<b>5</b>	<b>13</b>	<b>4-2</b>	<b>23</b>	<b>173</b>	<b>3919</b>	<b>53.7</b>	<b>2</b>	<b>1</b>
<b>Opponent</b>		<b>66</b>	<b>2218</b>	<b>33.6</b>	<b>62</b>	<b>2</b>	<b>3</b>	<b>6</b>	<b>2</b>	<b>14</b>	<b>9-6</b>	<b>40</b>	<b>142</b>	<b>2179</b>	<b>51.9</b>	<b>1</b>	<b>0</b>

## All-Time MWC Football Standings

Team	Years	1	2	3	4	5	6	7	8	9	10	11	12	W-L-T	Pct.
St. Norbert	23	12	1	2	3	3	1	-	-	1	-	-	-	133-27	.831
St. Olaf *	22	8	3	3	5	2	1	-	-	-	-	-	-	122-46-4	.721
Ripon	81	19	12	8	15	6	5	9	3	3	1	-	-	305-180-18	.624
Coe *	72	21	6	12	8	5	8	7	-	4	1	-	-	264-157-13	.623
Cornell *	72	12	12	10	12	5	8	6	6	1	-	-	-	257-185-16	.579
Carleton *	56	8	7	9	6	7	6	4	5	2	2	-	-	166-149-12	.523
Lawrence	81	16	4	11	5	10	8	8	6	11	2	-	-	256-239-13	.517
Monmouth	79	8	13	7	5	8	8	10	11	4	1	4	-	238-242-15	.496
Carroll	16	1	1	4	1	4	2	2	-	1	-	-	-	58-60	.492
Lake Forest	33	2	-	3	3	7	3	4	2	4	3	2	-	93-121-1	.435
Beloit	72	3	6	5	13	7	7	13	5	7	5	1	-	170-273-12	.387
Knox	82	5	3	7	11	8	11	10	10	12	5	-	-	187-333-14	.363
Grinnell	66	3	3	6	6	5	8	5	8	12	6	2	2	162-289-8	.362
Millikin *	3	1	-	-	-	-	-	1	1	-	-	-	-	1-2	.333
Illinois Coll.	25	-	-	1	3	3	1	1	2	7	4	2	1	51-123	.293
Hamline *	8	1	-	-	3	-	-	3	1	-	-	-	-	5-13	.278
Chicago *	11	-	-	-	-	1	-	1	3	3	3	-	-	13-48	.213

\* - no longer a league member

**Note 1:** All standings ties are rounded up (i.e. three teams tied with two losses for second are all listed as second, with the next team in line listed as a fifth-place finish). During the years of divisional play, winning percentage determined final place. In cases where a divisional tie resulted in a multiple champion, the loser of the championship game was rounded down.

**Note 2:** The Midwest Conference ignored ties in conference standings from 1922 to 1936. From 1937 to the present, ties are considered a half-win and half-loss. All ties are counted as such in these standings.

**Note 3:** The first round-robin schedule was in 1954. Winning percentage figures conference places prior to that date as recognized at that particular time.

**School Notes:** Beloit did not compete in 1951, when serving a one-year suspension, and did not return until 1959. A polio epidemic in Appleton, Wis., in 1955 resulted in Lawrence canceling its first three games, so games with Lawrence did not count in MWC standings that year. Beloit had freshmen on its 1970 and 1971 teams due to lack of upperclass personnel, so games with that school were counted as non-conference contests. Monmouth served a two-year MWC suspension in 1974 and 1975. St. Norbert served a one-year MWC suspension for conducting a pre-season intercollegiate scrimmage in 1998.

**Schedule Notes:** Divisions were East and West in 1976 and 1977, followed by Red and Blue Divisions in 1978 and 1979. The Red Division was a grouping of "strong" football programs (Ripon, Cornell, Lawrence, Monmouth, Coe and Knox), while the Blue Division was a grouping of "weak" football programs (Lake Forest, Beloit, Carleton, Chicago and Grinnell). (Ed. Note: The use of "strong" and "weak" as adjectives are marked as such in official MWC records.) In 1980 and 1981, round-robin play was used. Beginning in 1982, North and South Divisions were used until the departure of Coe and Cornell from the MWC in 1997. Starting in 1998, full round-robin scheduling resumed. In 2001, an eight-game conference schedule was played due to a cancellation of all games on Sept. 15, due to terrorist attacks on Sept. 11.

Updated November 2007 by Dan Lukes, St. Norbert College Sports Information





# ST. NORBERT RECORD BOOK

## All-Time Individual Leaders



**Matt O'Grady**

### 1,000 Yard Club

Name	Yards	Year
Matt O'Grady	1,463	2000
Larry Krause	1,325	1969
Jim Maier	1,312	1970
Norm Jarock	1,306	1957
Aljay Wren	1,305	2003
Casey Meehan	1,286	2004
Jason Augustynowicz	1,275	2001
Pat Rusch	1,149	1994
Casey Meehan	1,108	2005
Pat Rusch	1,017	1995
Norm Jarock	1,000	1956

## Rushing

### Career High Five

Name	Yards	Year
Casey Meehan	3,240	2002-05
Larry Krause	3,034	1966-69
Matt O'Grady	2,906	1997-00
Jim Maier	2,902	1967-70
Pat Rusch	2,737	1992-95



**Casey Meehan**



**Cody Craig**


### 2,000 Yard Club

Name	Yards	Year
Cody Craig	2,755	2007
Ryan Hartman	2,483	2004
Luke Ott	2,413	2001
Ryan Hartman	2,391	2003
Cody Craig	2,379	2006
Tim Pierret	2,316	1999
Luke Ott	2,235	2000
Ryan Hartman	2,153	2002

## Passing

### Career High Five

Name	Yards	Year
Ryan Hartman	7,218	2001-04
Cody Craig	7,181	2004-07
Greg Cavanaugh	5,442	1977-80
Greg Vanderfin	5,360	1987-90
Kurt Rotherham	5,205	1983-86



**Ryan Hartman**



**Mike Whitehouse**


### 50 Reception Club

Name	Yards	Year
Mike Whitehouse	73-1,132	1989
Judd O'Connell	65-1,216	2007
Mike Whitehouse	65-920	1988
Greg Rotherham	61-1,028	1977
Mike Whitehouse	56-910	1987
T.J. George	52-856	2004
Steve Heim	52-1,127	1983
Todd Bierowski	51-760	1993

## Receiving

### Career High Five

Name	Yards	Year
Mike Whitehouse	230-3,480	1986-89
Greg Rotherham	124-2,531	1974-77
Todd Bierowski	122-1,690	1991-94
Steve Heim	120-2,361	1982-84
Judd O'Connell	114-2,158	2005-07



**Mike Whitehouse**

## Most Valuable Players

1953 - Jerry Dufek  
 1954 - Clint Peters  
 1955 - Larry Van Alstine  
 1956 - Bob Pozza  
 1957 - Bill Van Lanen  
 1958 - Dennis Penza  
 1959 - Jim Coenen  
 1960 - Jerry Moseler  
 1961 - Jerry Moseler, Larry Buch  
 1962 - Larry Schoenberger  
 1963 - Dave Kons  
 1964 - Jule Mellen  
 1965 - Mike Ryan  
 1966 - John Broihier

1967 - Mike Dumas  
 1968 - Steve Wilmet  
 1969 - Larry Krause  
 1970 - Jim Maier  
 1971 - Mike Teff  
 1972 - Tom Deters  
 1973 - Donn Pierce  
 1974 - Donn Pierce  
 1975 - Greg Benesh  
 1976 - Mike Rydzon  
 1977 - Greg Rotherham  
 1978 - Don Noskowiak  
 1979 - Steve Mocariski  
 1980 - Joe Hoerning

1981 - Brad Tilkens  
 1982 - Jerry Lang  
 1983 - Steve Heim  
 1984 - Steve Heim  
 1985 - Brian Morgan  
 1986 - Kurt Rotherham  
 1987 - Joe Haselwander  
 1988 - Mike Whitehouse  
 1989 - Mike Whitehouse  
 1990 - Craig Barrett  
 1991 - Robb Koseor  
 1992 - Jon Wadzinski  
 1993 - Kevin Dugan  
 1994 - Pat Rusch

1995 - Pat Rusch  
 1996 - Matt Bumgardner  
 1997 - Dan Luedtke, Steve Sturm  
 1998 - Tim Pierret, Jason Piurkowski  
 1999 - Tim Pierret  
 2000 - Matt O'Grady  
 2001 - Luke Ott  
 2002 - Joe Masciopinto  
 2003 - Joe Masciopinto  
 2004 - Ryan Hartman  
 2005 - Casey Meehan  
 2006 - Brendan O'Malley  
 2007 - Cody Craig

## Total Offense in Yards

## Total Defense in Yards

Year	Games	Rush	Pass	Total	Average
1954	8	1,147	788	1,935	241.9
1955	not available				
1956	9	1,996	940	2,936	326.2
1957	8	2,485	757	3,242	405.3
1958	9	1,160	1,419	2,579	286.6
1959	7	535	1,030	1,565	223.6
1960	9	1,688	932	2,620	291.1
1961	9	1,918	597	2,515	279.4
1962	9	2,013	960	2,973	330.3
1963	9	1,740	1,090	2,830	314.4
1964	9	1,840	722	2,562	284.7
1965	9	1,599	812	2,411	267.9
1966	9	1,685	1,062	2,747	305.2
1967	9	1,526	863	2,389	265.4
1968	9	2,033	1,176	3,209	356.6
1969	9	2,271	885	3,156	350.7
1970	9	2,001	776	2,777	308.6
1971	10	1,701	1,037	2,738	273.8
1972	9	793	837	1,630	181.1
1973	9	696	1,235	1,931	214.6
1974	10	1,053	1,215	2,268	226.8
1975	10	904	2,277	3,181	318.1
1976	10	1,166	1,825	2,991	299.1
1977	10	315	1,882	2,197	219.7
1978	10	959	1,702	2,661	266.1
1979	10	527	1,217	1,744	174.4
1980	9	1,005	1,378	2,383	264.8
1981	9	624	1,035	1,659	184.3
1982	10	684	1,271	1,955	195.5
1983	10	694	2,573	3,267	326.7
1984	8	1,044	1,959	3,003	375.4
1985	9	1,530	1,772	3,302	366.9
1986	9	898	1,892	2,790	310.0
1987	10	1,566	1,511	3,077	307.7
1988	10	1,728	2,055	3,783	378.3
1989	10	1,712	1,766	3,478	347.8
1990	9	1,388	1,507	2,895	321.7
1991	9	1,389	1,023	2,412	268.0
1992	9	1,748	980	2,728	303.1
1993	9	1,354	1,796	3,150	350.0
1994	9	2,276	1,072	3,348	372.0
1995	9	1,844	534	2,378	264.2
1996	9	1,401	1,579	2,980	331.1
1997	9	1,643	1,331	2,974	330.4
1998	10	1,931	1,429	3,360	336.0
1999	10	1,832	2,509	4,341	434.1
2000	10	2,203	2,332	4,535	453.5
2001	9	1,806	2,624	4,430	492.2
2002	10	1,641	2,326	3,967	396.7
2003	12	2,587	2,674	5,261	438.4
2004	11	2,477	2,767	5,244	476.7
2005	10	2,017	2,168	4,185	418.5
2006	11	1,534	2,414	3,948	358.9
2007	11	1,456	2,865	4,321	392.8

Year	Games	Rush	Pass	Total	Average
1954	8	1,190	1,706	2,896	362.0
1955	not available				
1956	9	1,086	1,008	2,094	232.7
1957	8	1,226	791	2,017	252.1
1958	9	1,461	747	2,208	245.3
1959	7	1,438	581	2,019	288.4
1960	9	1,638	661	2,299	255.4
1961	9	1,450	562	2,012	223.6
1962	9	1,064	1,099	2,163	240.3
1963	9	1,232	1,433	2,665	296.1
1964	9	850	797	1,647	183.0
1965	9	1,474	755	2,229	247.7
1966	9	770	1,089	1,859	206.6
1967	9	973	863	1,836	204.0
1968	9	1,113	1,355	2,468	274.2
1969	9	1,193	1,340	2,533	281.4
1970	9	950	1,103	2,053	228.1
1971	not available				
1972	9	1,569	1,005	2,574	286.0
1973	9	1,111	1,375	2,486	276.2
1974	10	1,358	1,501	2,859	285.9
1975	10	1,489	1,781	3,270	327.0
1976	10	2,475	1,674	4,149	414.9
1977	10	2,181	1,060	3,241	324.1
1978	10	1,992	1,153	3,145	314.5
1979	10	1,527	1,437	2,964	296.4
1980	9	1,722	1,130	2,852	316.9
1981	not available				
1982	10	1,420	1,376	2,796	279.6
1983	10	1,399	1,874	3,273	327.3
1984	8	817	1,335	2,152	269.0
1985	9	1,080	1,422	2,502	278.0
1986	9	1,750	1,714	3,464	384.9
1987	10	1,497	1,383	2,870	287.0
1988	10	697	1,574	2,271	227.1
1989	10	1,080	1,670	2,750	275.0
1990	9	960	1,340	2,300	255.6
1991	9	1,264	1,155	2,419	268.8
1992	9	1,542	1,166	2,708	300.9
1993	9	1,716	1,380	3,096	344.0
1994	9	1,654	1,492	3,146	349.6
1995	9	1,863	1,340	3,203	355.9
1996	9	2,003	1,619	3,622	402.4
1997	9	2,209	1,050	3,259	362.1
1998	10	1,399	1,550	2,949	294.9
1999	10	1,049	2,001	3,050	305.0
2000	10	940	2,001	2,941	294.1
2001	9	719	2,327	3,046	338.4
2002	10	1,104	2,253	3,357	335.7
2003	12	797	2,678	3,475	289.6
2004	11	1,126	2,056	3,182	289.3
2005	10	1,538	2,050	3,588	358.8
2006	11	1,354	1,868	3,222	292.9
2007	11	1,496	1,907	3,403	309.4

## St. Norbert College Homecoming Scores (47-24-1)

1931	W	UW-Platteville	38-0
1932	W	UW-Stevens Point	13-12
1933	L	UW-Whitewater	20-6
1934	W	UW-Milwaukee	14-13
1935	T	Jordan, Mich.	0-0
1936	W	St. Viator, Ill.	9-7
1937	L	Gustavus Adolphus, Minn.	19-14
1938	L	St. Benedict's, Kan.	25-6
1939	L	Gustavus Adolphus, Minn.	13-2
1940	W	St. Ambrose, Iowa	7-0
1941	W	Carroll	7-0
1942	L	Loras, Iowa	18-0
1946	W	Loras, Iowa	27-7
1947	W	UW-Milwaukee	19-6
1948	W	Loras, Iowa	13-6
1949	W	St. Joseph's, Ind.	39-0
1950	W	Lewis, Ill.	52-7
1951	W	St. Joseph's, Ind.	19-7
1952	W	Lewis, Ill.	7-6
1953	W	St. Ambrose, Iowa	26-14
1954	L	Lewis, Ill.	13-7
1955	W	UW-Whitewater	33-7
1956	L	Lewis, Ill.	13-10
1957	W	St. Ambrose, Iowa	33-20
1958	W	Loras, Iowa	20-18
1959	L	St. Ambrose, Iowa	20-14
1960	W	MSU-Mankato	29-14
1961	L	Northern Michigan	36-7
1962	W	Morningside, Iowa	42-14
1963	W	Augustana, S.D.	42-38
1964	W	UW-Whitewater	20-7
1965	L	Northern Michigan	13-6
1966	W	UW-Oshkosh	40-18
1967	L	Northern Michigan	24-23
1968	W	UW-Oshkosh	21-20
1969	L	UW-La Crosse	17-13
1970	W	UW-Oshkosh	10-7
1971	W	UW-Milwaukee	24-6
1972	L	UW-Whitewater	30-2
1973	W	UW-Oshkosh	17-10
1974	W	UW-Whitewater	13-12
1975	W	UW-Oshkosh	28-7
1976	L	Hillsdale, Mich.	55-20
1977	L	Northwood, Mich.	29-13
1978	L	Saginaw Valley, Mich.	16-7
1979	L	Northwood, Mich.	26-10
1980	L	UW-Platteville	37-17
1981	L	UW-Oshkosh	6-0
1982	L	UW-Platteville	35-13
1983	L	Lawrence	13-11
1984	W	Ripon	25-16
1985	L	Univ. of Chicago	7-6
1986	W	Ripon	28-14
1987	W	Univ. of Chicago	23-7
1988	W	Beloit	38-7
1989	W	Lake Forest, Ill.	41-0
1990	L	Beloit	16-10
1991	W	Lake Forest, Ill.	31-7
1992	W	Ripon	16-14
1993	W	Lake Forest, Ill.	34-14
1994	W	Ripon	21-15
1995	W	Lake Forest, Ill.	21-17
1996	W	Beloit	28-25
1997	W	Carroll (2 OT)	18-17
1998	L	Grinnell, Iowa	49-28
1999	W	Knox, Ill.	38-17
2000	W	Beloit	47-24
2001	W	Lake Forest, Ill.	52-28
2002	W	Ripon	48-27
2003	W	Carroll	63-27
2004	W	Ripon	58-14
2005	W	Grinnell, Iowa	63-14
2006	W	Carroll	41-0
2007	W	Ripon	52-27

# ST. NORBERT RECORD BOOK

## Special Teams Touchdowns (1956–2007)

Date	Opponent	Scoring Play	Result
11/4/06	Illinois College	Bryce Hattamer 0-yard Blocked Punt return	W, 49-0
10/21/06	Ripon College	Zach Behnke 1-yard Blocked Punt return	W, 38-28
9/30/06	Knox College	Steve Kraft 20-yard Blocked Punt return	W, 42-27
9/9/06	Grinnell College	Tony Mendina 46-yard Punt return	W, 63-13
9/10/05	Beloit College	Tyler Belisle 5-yard Blocked Punt return	W, 27-25
10/23/04	Ripon College	Loren Coleman 93-yard Kickoff return	W, 58-14
10/11/03	Lawrence University	Joe Masciopinto 35-yard Punt return	W, 28-24
10/4/03	Illinois College	Joe Masciopinto 45-yard Punt return	W, 54-7
10/26/02	Ripon College	Jeremy Swanson 2-yard Blocked Punt return	W, 48-27
10/5/02	Illinois College	Ryan Schneider 95-yard Kickoff return	W, 60-9
10/5/02	Illinois College	Joe Masciopinto 67-yard Punt return	W, 60-9
9/14/02	Beloit College	Ryan Schneider 82-yard Kickoff return	W, 51-32
9/29/01	Ripon College	Joe Masciopinto 83-yard Punt return	W, 20-14
9/22/01	Lawrence University	Joe Masciopinto 37-yard Punt return	W, 51-8
11/18/00	Central College	Jesse Augestine 85-yard Kickoff return	L, 29-14
11/4/00	Beloit College	Brandon Spaulding 87-yard Kickoff return	W, 47-24
9/27/97	Illinois College	Jason Leigl 55-yard Blocked Field Goal return	W, 70-13
9/06/97	UW-Oshkosh	Ryan Glor 89-yard Kickoff Return	L, 62-17
9/06/97	UW-Oshkosh	Jason Jonais Defensive Extra Point	L, 62-17
10/19/96	Ripon College	Ryan Glor 12-yard Blocked Punt return	L, 31-28
10/12/96	Lawrence University	Ben Merigold 20-yard Blocked Punt return	W, 24-20
10/14/95	Lawrence University	Ryan Glor 76-yard Kickoff return	L, 47-31
10/30/95	Knox College	Dan Luedtke 15-yard Blocked Punt return	L, 34-30
9/16/95	Concordia University	Ryan Glor 94-yard Kickoff return	L, 36-13
10/8/94	Lake Forest College	Kyle Landish 82-yard Kickoff return	W, 31-29
11/6/93	Carroll College	Tom Benkowski 70-yard Kickoff return	L, 57-41
11/6/93	Carroll College	Dan Alsteen 0-yard Blocked Punt return	L, 57-41
9/29/90	Illinois College	Mike Bonk 28-yard Fumble return	W, 29-0
9/15/90	Michigan Tech	Mike Bonk 35-yard Blocked Punt return	L, 28-12
10/7/89	Lake Forest College	Mike Whitehouse 60-yard Punt return	W, 41-0
9/30/89	Knox College	Mike Whitehouse 88-yard Punt return	W, 42-14
11/6/82	UW-Platteville	Tim Sullivan 15-yard Blocked Punt return	L, 35-13
10/9/82	Ripon College	Jim Cherskin 23-yard Blocked Punt return	L, 17-16
9/29/79	Hillsdale College	Dan Magno 99-yard Kickoff return	L, 31-14
11/1/69	UW-Milwaukee	Ron Blaha 33-yard Blocked Punt return	L, 35-16
9/27/69	UW-River Falls	Dennis Tourdot 11-yard Blocked Punt return	W, 48-0
9/23/67	Ferris State	Dennis Tourdot 98-yard Kickoff return	L, 22-19
9/26/65	Hillsdale College	Tom Walgenbach 88-yard Kickoff return	W, 27-21
10/3/64	Ferris State	Art Fisher 82-yard Kickoff return	W, 43-7
9/19/64	St. Thomas	Pete Platten 0-yard Blocked Punt return	W, 23-6
11/9/63	UW-Whitewater	Mike Hoffman 93-yard Kickoff return	L, 32-27
10/26/63	Morningside	Art Fisher 68-yard Punt return	L, 27-14
10/19/63	Augustana, S.D.	Tom Noonan 91-yard Kickoff return	W, 42-38
10/6/62	Ferris State	Emery Welsch 84-yard Kickoff return	W, 25-16
9/15/62	UW-La Crosse	Art Fisher 91-yard Punt return	W, 21-13
11/5/60	UW-Whitewater	Dave Mahlik 94-yard Kickoff return	T, 20-20
10/10/59	Ambrose	Myron Skaleski 81-yard Kickoff return	L, 21-14
9/29/57	Minnesota-Mankato	Norm Jarock 85-yard Kickoff return	W, 14-6
11/2/57	Michigan Tech	Bill Van Laanen 85-yard Kickoff return	W, 43-19
10/21/56	Lewis College	Norm Jarock 85-yard Kickoff return	W, 20-13

## Defensive Touchdowns (1956–2007)

Date	Opponent	Player	Play
11/3/07	Illinois College	Ben Hackbart	50 INT
10/27/07	Beloit College	John Rappel	53 INT
10/27/07	Beloit College	Steve Kraft	46 INT
10/6/07	Monmouth College	Chris Manlick	100 INT
9/29/07	Knox College	John Rappel	22 INT
9/29/07	Knox College	John Rappel	35 INT
11/4/06	Illinois College	Tim Nash	17 INT
10/28/06	Beloit College	Tyler Belisle	98 INT
10/14/06	Carroll College	Steve Kraft	35 INT
10/14/06	Carroll College	Seth Schussler	16 INT
10/7/06	Monmouth College	Teddy Fleming	0 FUM
10/7/06	Monmouth College	Steve Kraft	37 INT
10/29/05	Grinnell College	Nick Breisch	23 INT
10/15/05	Carroll College	Anthony Triner	50 FUM
10/15/05	Carroll College	Anthony Triner	27 INT
10/15/05	Carroll College	Dan Dohr	22 INT
10/15/05	Carroll College	Nick Breisch	51 INT
9/24/05	Knox College	Ben Baker	4 FUM
9/25/04	Knox College	Brandon Pufall	14 FUM
10/4/03	Illinois College	Anthony Triner	57 FUM
10/4/03	Illinois College	Kyle Frederichs	0 FUM
9/20/03	Monmouth College	Jeremy Swanson	25 INT
10/12/02	Lawrence University	Joe Masciopinto	35 INT
9/14/02	Beloit College	Ryan Reader	27 INT
11/3/01	Beloit College	Luke Allison	32 FUM
10/27/01	Lake Forest College	Joe Masciopinto	53 INT
10/20/01	Grinnell College	Joe Masciopinto	67 FUM
11/11/00	Illinois College	Dwensel Petty	22 INT
11/4/00	Beloit College	Ryan Reader	70 INT
10/14/00	Monmouth College	Eddie Obermeuller	27 INT
9/30/00	Ripon College	Levi Finch	20 INT
9/30/00	Ripon College	Dwensel Petty	5 INT
10/03/98	Ripon College	Joe Ragona	18 INT
9/28/96	Illinois College	Dave Vandenoorn	28 INT
10/30/95	Knox College	Ryan Glor	72 FUM
10/21/95	Ripon College	Jeff Hettinger	20 INT
10/22/94	Ripon College	Kyle Landish	32 INT
10/2/93	Grinnell College	Dan Stratton	0 FUM
9/23/89	Coe College	Pete Kline	21 INT
10/22/88	Ripon College	Jim Guy	26 INT
10/24/87	Ripon College	Joe Haselwander	71 INT
10/11/86	Lake Forest College	Jack Arends	23 INT
10/8/83	Ripon College	Jim Barnes	23 INT
9/24/83	UW-Stevens Point	John Whitehouse	16 INT
11/13/82	Michigan Tech	Jerry Lang	30 INT
9/8/79	UW-Eau Claire	Bob Walker	60 INT
9/24/77	UW-Stevens Point	Don Deegan	0 FUM
10/4/75	Hillsdale College	Rick Kekula	1 FUM
10/12/74	UW-Whitewater	Mark Heimbach	45 INT
9/21/74	UW-Stevens Point	Joe Veronico	23 INT
10/20/73	UW-Oshkosh	Chuck LaHam	19 FUM
10/30/71	UW-Milwaukee	Marc Billoti	35 INT
11/7/70	Dubuque University	Tim Versteegen	25 INT
10/25/69	Northern Michigan	Dick Helger	40 INT
9/27/69	UW-River Falls	Dick Helger	25 INT
9/13/69	St. Thomas	John Nowak	0 FUM
9/28/68	UW-River Falls	James Beaver	10 INT
10/7/67	Western Illinois	David Neal	71 INT
9/16/67	St. Thomas	Dennis Tourdot	47 INT
9/19/65	St. Thomas	Mike Ryan	15 INT
10/31/64	St. Cloud	Jule Mullen	0 FUM
9/19/64	St. Thomas	Terry Mied	0 FUM
10/5/63	Ferris State	Pat Pavelski	20 INT
9/10/61	St. Thomas	Gary Simoens	27 INT
11/12/60	Michigan Tech	Mike Hoffman	40 INT
11/5/60	UW-Whitewater	Dave Mezera	15 INT
9/15/57	UW-Eau Claire	Norm Jarock	74 INT

## Safeties (1956-2007)

Date	Opponent	Result
9/22/07	Lake Forest College	W, 36-6
9/25/04	Knox College	W, 59-0
9/14/02	Beloit College	W, 51-32
11/11/00	Illinois College	W, 46-18
9/25/99	Lawrence University	W, 43-14
10/10/98	Knox College	L, 21-19
10/7/95	Lake Forest College	W, 21-17
10/29/94	Beloit College	L, 33-30
10/20/90	Ripon College	W, 33-14
9/29/90	Illinois College	W, 29-0
10/28/89	Beloit College	W, 35-14
11/12/88	Monmouth College	W, 12-0
10/15/88	Lawrence University	W, 28-15
10/20/84	Ripon College	W, 25-16
9/11/82	Monmouth College	W, 30-0
10/20/79	UW-Oshkosh	L, 20-14
10/14/78	Northwood Institute	W, 22-21
9/16/78	Maranatha Baptist Bible College	W, 56-0
9/24/77	UW-Stevens Point	L, 45-8
11/1/75	UW-Platteville	L, 30-23
11/1/75	UW-Platteville	L, 30-23
10/19/74	UW-Oshkosh	W, 22-7
9/14/74	University of St. Thomas	W, 9-7
10/20/73	UW-Oshkosh	W, 17-10
10/14/72	UW-Milwaukee	L, 37-2
10/25/69	Northern Michigan University	W, 25-10
9/20/69	St. Cloud State	W, 28-26
10/28/67	Northern Michigan	L, 24-23
10/31/64	St. Cloud State	W, 29-7
10/3/64	Ferris State University	W, 43-7
9/19/64	University of St. Thomas	W, 23-6
9/24/60	Carroll College	W, 9-0

## All-Time Shutouts (1931-2007)

Date	Opponent	Site	Score	Coach
11/4/06	Illinois College	De Pere	49-0	Jim Purtill
10/14/06	Carroll College	De Pere	41-0	Jim Purtill
10/7/06	Monmouth College	De Pere	48-0	Jim Purtill
10/1/05	Illinois College	Jacksonville, Ill.	28-0	Jim Purtill
9/25/04	Knox College	Galesburg, Ill.	59-0	Jim Purtill
9/27/03	Knox College	De Pere	24-0	Jim Purtill
10/12/02	Lawrence University	De Pere	55-0	Jim Purtill
10/21/00	Grinnell College	De Pere	34-0	Jim Purtill
10/14/00	Monmouth College	Monmouth, Ill.	45-0	Jim Purtill
10/7/00	Knox College	Galesburg, Ill.	21-0	Jim Purtill
9/23/00	Lawrence University	Appleton	29-0	Jim Purtill
11/14/98	Illinois College	De Pere	41-0	Greg Quick
11/2/96	Carroll College	Waukesha	27-0	Greg Quick
9/28/91	Illinois College	Jacksonville, Ill.	21-0	Don LaViolette
10/7/89	Lake Forest	De Pere	41-0	Don LaViolette
11/12/88	Monmouth College	De Pere	12-0	Don LaViolette
9/24/88	Coe College	Cedar Rapids, Iowa	17-0	Don LaViolette
10/10/87	Lake Forest	De Pere	38-0	Don LaViolette
11/3/84	Chicago	Chicago, Ill.	27-0	Don LaViolette
9/11/82	Monmouth College	De Pere	30-0	Larry Van Alstine
10/25/80	UW-Stout	De Pere	21-0	Larry Van Alstine
9/22/79	UW-Stevens Point	De Pere	15-0	Larry Van Alstine
9/16/78	Maranatha Baptist	De Pere	56-0	Howard "Chick" Kolstad
11/2/74	UW-Platteville	De Pere	6-0	Howard "Chick" Kolstad
9/7/74	Northeastern Illinois	Chicago, Ill.	34-0	Howard "Chick" Kolstad
10/28/72	UW-Milwaukee	Shorewood	7-0	Howard "Chick" Kolstad
9/9/72	UW-Stout	Menomonie	20-0	Howard "Chick" Kolstad
10/30/70	Dubuque	De Pere	62-0	Howard "Chick" Kolstad
10/2/70	UW-La Crosse	La Crosse	34-0	Howard "Chick" Kolstad
10/3/69	UW-River Falls	De Pere	48-0	Howard "Chick" Kolstad
11/8/68	St. Cloud State	De Pere	42-0	Howard "Chick" Kolstad
9/13/68	St. Thomas, Minn.	De Pere	26-0	Howard "Chick" Kolstad
10/7/67	Western Illinois	De Pere	26-0	Howard "Chick" Kolstad
10/29/66	Minn. State-Mankato	De Pere	20-0	Howard "Chick" Kolstad
10/1/66	Ferris State	Big Rapids, Mich.	25-0	Howard "Chick" Kolstad
10/2/65	Ferris State	Big Rapids, Mich.	41-0	Howard "Chick" Kolstad
9/22/62	Lakeland College	De Pere	42-0	Howard "Chick" Kolstad
10/28/61	Luther College	Decorah, Iowa	14-0	Howard "Chick" Kolstad
10/7/61	Lakeland College	Sheboygan	25-0	Howard "Chick" Kolstad
9/24/60	Carroll College	De Pere	9-0	Howard "Chick" Kolstad
10/30/54	UW-Whitewater	Whitewater	40-0	Mel Nicks
10/9/54	Carroll College	De Pere	10-0	Mel Nicks
10/31/53	Quincy	Quincy, Ill.	21-0	Mel Nicks
11/9/52	St. Joseph, Ind.	Rensselaer, Ind.	36-0	Tom Hearden
11/1/52	Loras	De Pere	21-0	Tom Hearden
10/12/52	St. Ambrose	Davenport, Iowa	7-0	Tom Hearden
9/21/52	UW-La Crosse	La Crosse	14-0	Tom Hearden
11/10/51	UW-Milwaukee	Milwaukee	35-0	Tom Hearden
10/1/50	St. Joseph, Ind.	Rensselaer, Ind.	26-0	Tom Hearden
9/23/50	Quincy	De Pere	20-0	Tom Hearden
11/12/49	UW-Milwaukee	De Pere	28-0	Tom Hearden
10/29/49	St. Joseph, Ind.	De Pere	39-0	Tom Hearden
9/16/49	Northland	Ashland	54-0	Tom Hearden
10/2/48	Northland	De Pere	66-0	Tom Hearden
11/17/46	St. Joseph, Ind.	Rensselaer, Ind.	23-0	Tom Hearden
11/2/46	UW-Milwaukee	De Pere	22-0	Tom Hearden
10/26/46	UW-La Crosse	De Pere	20-0	Tom Hearden
10/12/46	UW-Oshkosh	Oshkosh	39-0	Tom Hearden
9/21/46	UW-Stevens Point	Stevens Point	54-0	Tom Hearden
10/17/42	Michigan Tech	Houghton, Mich.	7-0	Mickey Mc Cormick
11/2/41	St. Ambrose	Davenport, Iowa	7-0	Mickey Mc Cormick
10/25/41	Carroll College	De Pere	7-0	Mickey Mc Cormick
10/18/41	Michigan Tech	De Pere	25-0	Mickey Mc Cormick
10/21/39	Michigan Tech	De Pere	20-0	Mickey Mc Cormick
10/28/38	UW-Milwaukee	Milwaukee	13-0	Mickey Mc Cormick
10/7/38	South Dakota State	De Pere	9-0	Mickey Mc Cormick
10/1/38	Michigan Tech	Houghton, Mich.	13-0	Mickey Mc Cormick
11/13/37	Michigan Tech	De Pere	33-0	Mickey Mc Cormick
9/25/37	UW-Stevens Point	Stevens Point	7-0	Mickey Mc Cormick
10/24/36	UW-Stevens Point	Stevens Point	9-0	Mickey Mc Cormick
10/18/36	Jordan	Marinette	25-0	Mickey Mc Cormick
10/3/36	Michigan Tech	Houghton, Mich.	46-0	Mickey Mc Cormick
9/19/36	St. Mary's, Minn.	De Pere	32-0	Mickey Mc Cormick
10/19/35	Carroll College	Waukesha	7-0	Mickey Mc Cormick
10/5/35	Michigan Tech	De Pere	13-0	Mickey Mc Cormick
11/7/31	UW-Platteville	De Pere	38-0	John Malevich



## Individual Game Records

### OFFENSE

#### Total Offense (350 or more)

440	Dan Luedtke vs. Monmouth College (1996)
414	Luke Ott vs. Lake Forest College (2001)
399	Tim Pierret vs. Monmouth College (1999)
393	Dan Luedtke vs. Monmouth College (1997)
367	Remy Stephenson vs. Monmouth College (1975)
364	Tim Pierret vs. Lawrence University (1999)
359	Pat Sullivan vs. UW-Platteville (1983)
350	Luke Ott vs. Hamline University (2000)

#### Rushing Attempts (35 or more)

47	Jon Wadzinski vs. Beloit College (1993)
38	Aljay Wren vs. Lake Forest College (2003)
37	Jon Wadzinski vs. Beloit College (1992)
36	Pat Rusch vs. Lawrence University (1994)
36	Jim Maier vs. UW-Milwaukee (1970)
35	Dave Fitzpatrick vs. Lawrence University (1990)
35	Jon Wadzinski vs. Ripon College (1992)

#### Rushing Yards (200 or more)

282	Matt O'Grady vs. Monmouth College (2000)
268	Norm Jarock vs. UW-La Crosse (1957)
254	Casey Meehan vs. Grinnell College (2004)
247	Jim Maier vs. UW-Milwaukee (1970)
240	Pat Rusch vs. Lawrence University (1994)
236	Aljay Wren vs. Ripon College (2003)
234	Jason Augustynowicz vs. Knox College (2001)
223	Adam Lewis vs. Grinnell College (2002)
217	Matt O'Grady vs. Lake Forest College (2000)
208	Jason Augustynowicz vs. Ripon College (2001)
201	Norm Jarock vs. Carroll College (1957)
200	Tom Guetzloff vs. Knox College (1988)
200	Jim Maier vs. UW-La Crosse (1970)

#### Yards per Rush (12.0 or more)

12.8	Jason Augustynowicz vs. Monmouth College (2000)
12.7	Norm Jarock vs. UW-La Crosse (1957)

#### Rushing Touchdowns (4 or more)

5	Alec Getschow vs. Carroll College (2002)
5	Larry Krause vs. UW-River Falls (1968)
4	Casey Meehan vs. Ripon College (2005)
4	Aljay Wren vs. Ripon College (2002)
4	Pat Rusch vs. Lawrence University (1994)
4	Jim Maier vs. UW-La Crosse (1970)
4	Larry Krause vs. St. Cloud State (1968)
4	Tom Vanden Bush vs. Ferris State (1965)

#### Passes Completed (24 or more)

27	Luke Ott vs. Hamline University (2001)
26	Ryan Hartman vs. Lake Forest College (2002)
26	Kurt Rotherham vs. Monmouth College (1984)
25	Luke Ott vs. Lake Forest College (2001)
25	Greg Cavanaugh vs. Hillsdale College (1978)
24	Cody Craig vs. Monmouth College (2007)
24	Ryan Hartman vs. Carroll College (2003)
24	Ryan Hartman vs. Monmouth College (2002)

#### Passes Attempted (42 or more)

53	Dan Luedtke vs. Monmouth College (1996)
50	Kurt Rotherham vs. Cornell College (1986)
47	Ryan Hartman vs. Lake Forest College (2002)
44	Ryan Hartman vs. Simpson College (2003)
44	Kurt Rotherham vs. Michigan Tech University (1986)
43	Greg Cavanaugh vs. UW-Oshkosh (1978)
43	Greg Cavanaugh vs. UW-Platteville (1978)
42	Greg Vanderfin vs. UW-Stevens Point (1989)
42	Greg Cavanaugh vs. Hillsdale College (1978)

#### Completion Pct. (.725 or Higher, min. 10 attempts)

90.4	Dan Novotny vs. Lake Forest College (1988)
82.7	Ryan Hartman vs. Carroll College (2003)
81.8	Cody Craig vs. Lawrence University (2005)
80.0	Kurt Rotherham vs. UW-Oshkosh (1983)
78.5	Luke Ott vs. Hamline University (2000)
77.8	Tim Pierret vs. Carroll College (1998)
77.1	Remy Stephenson vs. UW-Oshkosh (1975)
76.1	Cody Craig vs. Knox College (2005)
75.0	Steve Stratton vs. Carroll College (1994)
74.3	Kurt Rotherham vs. Monmouth College (1984)

#### Passing Yards (300 or more)

421	Luke Ott vs. Lake Forest College (2001)
367	Remy Stephenson vs. Monmouth College (1975)
366	Kurt Rotherham vs. Monmouth College (1984)
361	Dan Luedtke vs. Monmouth College (1996)
349	Cody Craig vs. Monmouth College (2007)
349	Pat Sullivan vs. UW-Platteville (1983)
344	Doug Waitrovich vs. Hillsdale College (1971)
343	Pat Sullivan vs. University of Dubuque (1983)
340	Luke Ott vs. Hamline University (2001)
337	Luke Ott vs. Hamline University (2000)
333	Dan Luedtke vs. Monmouth College (1997)
333	Kurt Rotherham vs. Michigan Tech University (1986)
332	Luke Ott vs. Illinois College (2001)
327	Tim Pierret vs. Lawrence University (1999)
313	Kurt Rotherham vs. Cornell College (1986)
309	Cody Craig vs. Ripon College (2007)
308	Cody Craig vs. Olivet Nazarene (2007)
308	Cody Craig vs. Olivet Nazarene (2006)
308	Cody Craig vs. Lawrence University (2005)
308	Remy Stephenson vs. UW-Oshkosh (1975)

#### Passing Touchdowns (4 or more)

5	Cody Craig vs. Lawrence University (2007)
5	Ryan Hartman vs. Carroll College (2003)
5	Remy Stephenson vs. Monmouth College (1975)
4	Cody Craig vs. Ripon College (2007)
4	Cody Craig vs. Grinnell College (2007)
4	Cody Craig vs. Knox College (2005)
4	Cody Craig vs. Lake Forest College (2005)
4	Ryan Hartman vs. Illinois College (2004)
4	Ryan Hartman vs. Grinnell College (2003)
4	Ryan Hartman vs. University of St. Thomas (2002)
4	Luke Ott vs. Beloit College (2001)
4	Luke Ott vs. Knox College (2001)
4	Tim Pierret vs. Grinnell College (1999)
4	Tim Pierret vs. Lake Forest College (1999)
4	Greg Vanderfin vs. Monmouth College (1990)
4	Dan Novotny vs. Lake Forest College (1988)
4	Greg Vanderfin vs. Cornell College (1987)
4	Greg Vanderfin vs. Grinnell College (1987)

#### Passes Intercepted (4 or more)

6	Mike Van Alstine vs. DePauw University (1981)
5	Dan Luedtke vs. UW-Oshkosh (1997)
5	Greg Cavanaugh vs. UW-Eau Claire (1978)
5	Mark Tonn vs. Hillsdale College (1975)
5	Remy Stephenson vs. UW-Milwaukee (1974)
4	Dan Luedtke vs. Ripon College (1996)
4	Dan Luedtke vs. Beloit College (1995)
4	Greg Vanderfin vs. Central College (1989)
4	Kurt Rotherham vs. University of Chicago (1985)
4	Pat Sullivan vs. Fordham University (1983)
4	Greg Cavanaugh vs. Hillsdale College (1979)
4	Greg Cavanaugh vs. UW-Eau Claire (1979)
4	Mark Tonn vs. UW-Stevens Point (1975)
4	Remy Stephenson vs. UW-Platteville (1973)
4	Steve Wilmet vs. UW-Milwaukee (1968)

#### Receptions (10 or more)

12	Todd Bierowski vs. UW-Oshkosh (1993)
12	Mike Whitehouse vs. UW-Stevens Point (1989)
12	Mike Whitehouse vs. Benedictine University (1988)
12	Brian Higgins vs. Lawrence University (1985)
11	Mike Whitehouse vs. Michigan Tech University (1989)
11	Ty Vannieuwenhoven vs. Monmouth College (1984)
10	Judd O'Connell vs. Olivet Nazarene (2006)
10	Jason Augustynowicz vs. Hamline University (2001)
10	Todd Bierowski vs. Coe College (1994)
10	Mike Whitehouse vs. Beloit College (1989)
10	Mike Whitehouse vs. Central College (1989)
10	Greg Eiting vs. Adrian College (1982)

#### Receiving Yards (150 or more)

284	Greg Benesh vs. Monmouth College (1975)
241	Steve Heim vs. UW-Platteville (1983)
226	Steve Heim vs. Monmouth College (1984)
224	Greg Benesh vs. UW-Oshkosh (1975)
201	Judd O'Connell vs. Olivet Nazarene (2006)
190	Don Noskowiak vs. UW-Stevens Point (1976)
189	Brandon Spaulding vs. Ripon College (2000)
189	Mike Whitehouse vs. Beloit College (1989)
185	Chris Walton vs. Monmouth College (1996)
182	Brian Higgins vs. Lawrence University (1985)
171	Mike Whitehouse vs. Lawrence University (1989)
168	Judd O'Connell vs. Olivet Nazarene (2007)
168	T.J. George vs. Lawrence University (2005)
168	Nick Llanas vs. Grinnell College (2001)
167	Steve Heim vs. Adrian College (1983)
166	Judd O'Connell vs. Lawrence University (2007)
166	Mike Whitehouse vs. Michigan Tech University (1989)
166	Mike Whitehouse vs. Illinois Benedictine College (1988)
163	Todd Bierowski vs. Lake Forest College (1993)
162	Greg Rotherham vs. UW-Platteville (1977)
161	Steve Heim vs. Michigan Tech University (1983)
160	Greg Rotherham vs. North Dakota State (1976)
159	Steve Heim vs. Ripon College (1984)
158	Seth Schussler vs. St. John's University (2003)
157	Judd O'Connell vs. Ripon College (2007)
154	Steve Heim vs. University of Chicago (1984)
153	Mike Whitehouse vs. Lake Forest College (1989)

### Yards per Reception (32.0 or more, min. three receptions)

- 63.0 Brandon Spaulding vs. Ripon College (2000)
- 46.3 Greg Rotherham vs. Hillsdale College (1976)
- 42.6 Greg Rotherham vs. Northern Michigan (1975)
- 42.0 Nick Llanas vs. Grinnell College (2001)
- 38.7 Jason Augustynowicz vs. Lawrence University (1999)
- 36.0 Mike Krueger vs. Lawrence University (1999)
- 35.0 Don Noskowiak vs. Northern Michigan (1976)
- 34.0 Steve Heim vs. UW-Platteville (1983)
- 32.6 Steve Heim vs. University of Dubuque (1983)
- 32.4 Steve Heim vs. Michigan Tech University (1983)
- 32.0 Greg Rotherham vs. Northern Michigan (1976)

### Receiving Touchdowns (3 or more)

- 5 Greg Benesh vs. Monmouth College (1975)
- 4 Judd O'Connell vs. Ripon College (2007)
- 4 Mike Whitehouse vs. Lake Forest College (1988)
- 3 Judd O'Connell vs. Lawrence University (2007)
- 3 Kyle Thompson vs. Grinnell College (2003)
- 3 Brandon Spaulding vs. Ripon College (2000)
- 3 Mike Whitehouse vs. Grinnell College (1987)
- 3 Keith Noskowiak vs. Butler University (1978)
- 3 Greg Benesh vs. UW-Oshkosh (1975)

### Total Points (30 or more)

- 36 Aljay Wren vs. Carroll College (2003)
- 31 Mike Whitehouse vs. Lake Forest College (1988)
- 30 Alec Getschow vs. Carroll College (2002)
- 30 Larry Krause vs. UW-River Falls (1968)

## DEFENSE

### Tackles (20 or more)

- 28 Ben Merigold vs. Lawrence University (1997)
- 28 Ray Dignan vs. UW-Platteville (1976)
- 24 Donn Pierce vs. UW-Whitewater (1974)
- 24 Donn Pierce vs. Northern Michigan University (1973)
- 23 Jason Piurkowski vs. Lake Forest College (1999)
- 23 Pat Kennedy vs. Michigan Tech University (1990)
- 23 Donn Pierce vs. Northwood Institute (1974)
- 22 Dan Alsteen vs. Beloit College (1993)
- 22 Donn Pierce vs. UW-Oshkosh (1973)
- 20 Josh Gehl vs. Augustana College (1999)

### Sacks (2.5 or more)

- 4 Chris Koonce vs. Beloit College (2001)
- 4 Chad Blahnik vs. Illinois College (2000)
- 3 Chad Blahnik vs. Lawrence University (2000)
- 3 Tony Lagowski vs. Beloit College (1996)
- 3 Dan Stratton vs. Cornell College (1993)
- 3 Kevin Dugan vs. Cornell College (1993)
- 3 Heath Seigl vs. Grinnell College (1992)
- 2.5 Jay Arndt vs. Lake Forest College (2007)
- 2.5 Adam Blackman vs. Carroll College (1996)

### Interceptions (3 or more)

- 3 Joe Haselwander vs. University of Chicago (1987)
- 3 Tim Van Alstine vs. Maranatha Baptist College (1978)
- 3 Tim Van Alstine vs. Butler University (1978)



## KICKING

### Extra Points (8 or more)

- 9 Bob Forstrom vs. Grinnell College (2006)
- 8 Addy Silverthorn vs. Carroll College (2003)
- 8 Chris Griffin vs. Illinois College (2002)
- 8 Chris Griffin vs. Beloit College (2001)
- 8 Ken Marzec vs. Illinois College (1996)

### Field Goals (3 or more)

- 3 Karl Zacharias vs. University of Chicago (1987)

### Punts (10 or more)

- 12 Steve Wilmet vs. Hillsdale College (1968)
- 11 Steve Sturm vs. Carroll College (1997)
- 11 Dave Lindsley vs. UW-Oshkosh (1990)
- 11 Jim Delebreaus vs. UW-Stevens Point (1988)
- 10 Ken Marzec vs. Ripon College (1995)
- 10 Joe Doucette vs. UW-Oshkosh (1983)
- 10 Joe Doucette vs. University of Dubuque (1982)
- 10 Mark Schneider vs. UW-Stevens Point (1982)
- 10 Joe Doucette vs. Adrian College (1982)
- 10 Joe Doucette vs. Ripon College (1982)
- 10 Jim Garvey vs. Valparaiso University (1979)
- 10 Jim Garvey vs. UW-Platteville (1979)
- 10 Jim Garvey vs. University of Dayton (1979)
- 10 Mike Veselik vs. St. Thomas (1974)
- 10 Tom Fritsch vs. St. Thomas (1972)
- 10 Tom Fritsch vs. UW-La Crosse (1971)

### Punting Yardage (450 or more)

- 452 Bob Forstrom vs. UW-Whitewater (2005)

### Punting Average (45.0 or higher, min. three attempts)

- 47.5 Bob Forstrom vs. Grinnell College (2004)
- 47.4 Rob Berger vs. Illinois College (2007)
- 47.0 Chad Blahnik vs. Ripon College (2000)
- 45.8 Joe Doucette vs. Adrian College (1983)
- 45.5 Karl Zacharias vs. University of Chicago (1987)
- 45.2 Bob Forstrom vs. UW-Whitewater (2005)
- 45.2 Karl Zacharias vs. Michigan Tech University (1987)

## RETURNS

### Punt Returns (7 or more)

- 8 Tim Kelly vs. Knox College (1998)
- 7 Mike Whitehouse vs. Ripon College (1989)
- 7 Mike Whitehouse vs. Monmouth College (1988)

### Punt Return Yards (85 or more)

- 157 Mike Whitehouse vs. Lake Forest College (1989)
- 110 Joe Macsiopinto vs. Ripon College (2001)
- 108 A.J. Phillips vs. Grinnell College (2005)

### Punt Return Average (20.0 or higher, min. three attempts)

- 27.5 Joe Macsiopinto vs. Ripon College (2001)
- 26.1 Mike Whitehouse vs. Lake Forest College (1989)
- 20.0 Tony Mendina vs. Grinnell College (2004)

### Kickoff Returns (7 or more)

- 7 Tom Benkowski vs. Carroll College (1993)
- 7 Mike Rydzon vs. Hillsdale College (1976)

### Kickoff Return Yards (150 or more)

- 191 Tom Benkowski vs. Carroll College (1993)

### Kickoff Return Average (30.0 or higher, min. three attempts)

- 46.0 Dan Magno vs. Hillsdale College (1979)
- 39.3 Ryan Glor vs. UW-Oshkosh (1997)
- 34.6 Tom Benkowski vs. Cornell College (1992)
- 33.0 Ryan Schneider vs. Carroll College (2002)
- 32.7 A.J. Phillips vs. Illinois College (2007)
- 30.1 A.J. Phillips vs. Olivet Nazarene (2007)
- 30.0 Mike Whitehouse vs. Knox College (1989)

## Individual Season Records



### OFFENSE

#### Total Offense

2,664	Cody Craig (2007)
2,621	Tim Pierret (1999)
2,447	Ryan Hartman (2004)
2,378	Ryan Hartman (2003)
2,376	Luke Ott (2001)
2,357	Cody Craig (2006)
2,191	Luke Ott (2000)
2,185	Ryan Hartman (2002)
1,979	Cody Craig (2005)
1,871	Dan Luedtke (1996)

#### Rushing Attempts

251	Larry Krause (1969)
231	Pat Rusch (1994)
227	Jim Maier (1970)
222	Casey Meehan (2004)
222	Pat Rusch (1995)
219	Aljay Wren (2003)
217	Jason Augustynowicz (2001)
208	Matt O'Grady (2000)
197	Jon Wadzinski (1992)
189	Tom Guetloff (1989)

#### Rushing Yards

1,463	Matt O'Grady (2000)
1,325	Larry Krause (1969)
1,312	Jim Maier (1970)
1,306	Norm Jarock (1957)
1,305	Aljay Wren (2003)
1,286	Casey Meehan (2004)
1,275	Jason Augustynowicz (2001)
1,149	Pat Rusch (1994)
1,108	Casey Meehan (2005)
1,017	Pat Rusch (1995)

#### Yards per Rush

8.8	Norm Jarock (1957)
8.0	Norm Jarock (1956)
7.0	Jason Augustynowicz (2000)
6.7	Larry Schoenberger (1962)
6.5	Larry Schoenberger (1961)
6.5	Larry Schoenberger (1960)
6.0	Casey Meehan (2005)
6.0	Aljay Wren (2003)
5.9	Jason Augustynowicz (2001)
5.8	Casey Meehan (2004)

#### Rushing Touchdowns

20	Casey Meehan (2004)
18	Matt O'Grady (2000)
17	Casey Meehan (2005)
17	Larry Krause (1968)
15	Tom Guetloff (1989)
15	Jim Maier (1970)
14	Aljay Wren (2003)
14	Jason Augustynowicz (2001)
14	Mark Binder (1985)
12	Alec Getschow (2006)

#### Passes Completed

203	Ryan Hartman (2003)
199	Cody Craig (2007)
178	Ryan Hartman (2002)
178	Kurt Rotherham (1986)
173	Ryan Hartman (2004)
170	Luke Ott (2001)
162	Cody Craig (2006)
151	Tim Pierret (1999)
151	Greg Vanderfin (1990)
150	Luke Ott (2000)

#### Passes Attempted

338	Cody Craig (2007)
332	Ryan Hartman (2003)
310	Ryan Hartman (2004)
308	Kurt Rotherham (1986)
291	Ryan Hartman (2002)
291	Greg Vanderfin (1989)
290	Greg Cavanaugh (1978)
286	Cody Craig (2006)
283	Tim Pierret (1999)
277	Luke Ott (2000)

#### Completion Percentage

62.0	Luke Ott (2001)
61.2	Ryan Hartman (2002)
61.1	Ryan Hartman (2003)
60.5	Cody Craig (2005)
58.9	Cody Craig (2007)
58.4	Steve Stratton (1994)
57.7	Kurt Rotherham (1986)
56.6	Cody Craig (2006)
56.6	Remy Stephenson (1974)
56.4	Steve Stratton (1993)

#### Passing Yards

2,755	Cody Craig (2007)
2,483	Ryan Hartman (2004)
2,413	Luke Ott (2001)
2,391	Ryan Hartman (2003)
2,379	Cody Craig (2006)
2,316	Tim Pierret (1999)
2,235	Luke Ott (2000)
2,153	Ryan Hartman (2002)
1,993	Cody Craig (2005)
1,908	Kurt Rotherham (1986)

#### Passing Touchdowns

30	Cody Craig (2007)
26	Ryan Hartman (2003)
25	Tim Pierret (1999)
22	Ryan Hartman (2004)
22	Ryan Hartman (2002)
20	Cody Craig (2006)
20	Cody Craig (2005)
20	Luke Ott (2001)
18	Luke Ott (2000)
16	Greg Vanderfin (1987)

#### Passes Intercepted

25	Greg Cavanaugh (1977)
22	Greg Cavanaugh (1978)
19	Pat Sullivan (1983)
18	Ron Newhouse (1958)
17	Ryan Hartman (2003)
17	Greg Cavanaugh (1979)
17	Remy Stephenson (1973)
15	Cody Craig (2006)
15	Dick McMillan (1954)
14	Remy Stephenson (1974)

#### Receptions

73	Mike Whitehouse (1989)
65	Judd O'Connell (2007)
65	Mike Whitehouse (1988)
61	Greg Rotherham (1977)
56	Mike Whitehouse (1987)
52	T.J. George (2004)
52	Steve Heim (1983)
51	Todd Bierowski (1993)
49	Judd O'Connell (2006)
49	Steve Heim (1984)
46	Todd Bierowski (1994)

#### Receiving Yards

1,216	Judd O'Connell (2007)
1,132	Mike Whitehouse (1989)
1,127	Steve Heim (1983)
1,028	Greg Rotherham (1977)
979	Steve Heim (1984)
972	Greg Benesh (1975)
942	Judd O'Connell (2006)
920	Mike Whitehouse (1988)
902	Mike Whitehouse (1987)
795	Greg Rotherham (1976)

#### Receiving Touchdowns

13	Judd O'Connell (2007)
13	Greg Benesh (1975)
12	Mike Whitehouse (1989)
12	Mike Whitehouse (1987)
11	Mike Whitehouse (1988)
10	Judd O'Connell (2006)
10	Todd Bierowski (1993)
9	Mike Krueger (1999)
8	Kyle Thompson (2003)
8	Steve Heim (1983)

#### Total Points

152	Casey Meehan (2004)
126	Jason Augustynowicz (2001)
113	Mike Whitehouse (1988)
108	Casey Meehan (2005)
108	Aljay Wren (2003)
108	Matt O'Grady (2000)
102	Larry Krause (1968)
90	Tom Guetzloff (1989)
90	Jim Maier (1970)
84	Mark Binder (1985)

### DEFENSE

#### Tackles

170	Donn Pierce (1973)
162	Donn Pierce (1974)
125	Tim Verstegen (1971)
120	Dan Alsteen (1995)
120	Jim Garvey (1978)
118	Ray Dignay (1976)
117	Jack Arends (1986)
116	Jim Von Rueden (1977)
110	Jim Winckler (1987)
108	Jeremiah Janssen (2000)

#### Sacks

14	Chad Blahnik (2000)
11.5	Mike Ratajczyk (1991)
10	Jeremiah Janssen (1999)
8	Bob Latterman (2004)
8	Jeremiah Janssen (2001)
7	Dan Stratton (1993)
7	Matt Lang (1986)
6.5	Jay Arndt (2007)
6.5	Tony Lagowski (1996)
6	Chris Koonce (2002)
6	Heath Siegel (1992)

#### Interceptions

9	Dan Magno (1981)
8	Joe Masciopinto (2003)
8	Joe Haselwander (1987)
8	Dan Magno (1982)
8	Tim Van Alstine (1978)
8	Chuck LaHam (1974)
8	Chuck LaHam (1971)
7	John Rappel (2007)
7	Marc Bilotti (1972)
6	Greg Wall (1975)

## SPECIAL TEAMS

### Extra Points

56	Bob Forstrom (2006)
52	Pat Phillips (2007)
50	Chris Griffin (2002)
49	Bob Forstrom (2004)
42	Chris Griffin (2001)
42	Chris Griffin (2000)
42	Nick Davis (1999)
40	Bob Forstrom (2005)
31	Karl Zacharias (1987)
26	Chris Griffin (2003)
26	John Bastuga (1989)

### Field Goals

12	Bob Forstrom (2004)
8	Chris Griffin (2002)
7	Mike Whitehouse (1988)
6	Bob Forstrom (2006)
6	Chris Griffin (2001)
6	Ken Marzec (1998)
5	Chris Griffin (2000)
5	John Bastuga (1989)
5	Ted Sibleski (1984)
4	Several Tied

### Punts

90	Jim Garvey (1979)
79	Joe Doucette (1982)
71	Dave Lindsley (1989)
68	Jim Garvey (1977)
68	Tom Fritsch (1971)
64	Jim Delebreau (1988)
64	Greg Benesh (1975)
61	Steve Strum (1988)
59	Mike Veselik (1973)
56	Dave Lindsley (1991)

### Punting Yardage

3,001	Jim Garvey (1979)
2,609	Joe Doucette (1982)
2,464	Dave Lindsley (1989)
2,378	Tom Fritsch (1971)
2,268	Steve Strum (1998)
2,203	Mike Veselik (1973)
2,067	Jim Delebreau (1988)
1,996	Karl Zacharias (1985)
1,975	Karl Zacharias (1987)

### Punting Average

39.9	Rob Berger (2007)
39.7	Karl Zacharias (1986)
39.6	Bob Forstrom (2005)
38.8	Greg Benesh (1975)
38.7	Karl Zacharias (1987)
38.2	Chad Blahnik (2000)
38.1	Peter Ware (2003)
38.0	Ken Marzec (1996)
37.9	Bob Forstrom (2004)
37.5	Bob Forstrom (2006)

### Punt Returns

31	Mike Whitehouse (1989)
30	Joe Masciopinto (2002)
29	Joe Masciopinto (2003)
27	Joe Masciopinto (2001)
27	Todd O'Brien (1991)
24	Tim Kelly (1998)
22	Eric Waitrovich (1999)
21	A.J. Phillips (2007)
21	A.J. Phillips (2006)
20	Joe Masciopinto (2000)
20	Todd Benkowski (1993)

### Punt Return Yardage

495	Mike Whitehouse (1989)
451	Joe Masciopinto (2002)
328	Joe Masciopinto (2001)
292	Joe Masciopinto (2003)
281	A.J. Phillips (2005)
261	A.J. Phillips (2007)
235	Todd Benkowski (1993)
232	A.J. Phillips (2006)
191	Greg Wall (1975)
183	Mike Whitehouse (1986)
177	Tim Kelly (1998)

### Kickoff Returns

29	Pat Georgia (1977)
27	Todd Benkowski (1993)
26	Mike Rydzon (1976)
24	Ryan Schneider (2002)
22	A.J. Phillips (2006)
22	A.J. Phillips (2005)
22	Joe Masciopinto (2003)
21	A.J. Phillips (2007)
21	Dale Estabrook (1978)
21	Bob Hilger (1975)
21	Tim Gillespie (1972)

### Kickoff Return Yardage

709	Ryan Schneider (2002)
644	Todd Benkowski (1993)
535	A.J. Phillips (2005)
527	Pat Georgia (1977)
522	Joe Masciopinto (2003)
503	Mike Rydzon (1976)
474	Tim Gillespie (1972)
472	A.J. Phillips (2007)
457	Ryan Glor (1997)
450	A.J. Phillips (2006)
448	Ryan Glor (1995)

## Individual Career Records

### Passing Attempts

954	Ryan Hartman (2001-2004)
949	Greg Cavanaugh (1977-1980)
881	Greg Vanderfin (1987-1990)
869	Cody Craig (2004-2007)
793	Kurt Rotherham (1983-1986)
606	Luke Ott (1998-2001)

### Passing Completions

507	Cody Craig (2004-2007)
495	Luke Ott (1998-2001)
476	Greg Cavanaugh (1977-1980)
438	Greg Vanderfin (1987-1990)
428	Kurt Rotherham (1983-1986)
346	Luke Ott (1998-2001)

### Passes Intercepted

78	Greg Cavanaugh (1977-1980)
38	Cody Craig (2004-2007)
36	Greg Vanderfin (1987-1990)
35	Ryan Hartman (2001-2004)
35	Remy Stephenson (1973-1975)
30	Chuck Hoch (1962-1964)

### Touchdown Passes

71	Ryan Hartman (2001-2004)
70	Cody Craig (2004-2007)
41	Greg Vanderfin (1987-1990)
40	Luke Ott (1998-2001)
34	Greg Cavanaugh (1977-1980)

### Passing Yards

7,218	Ryan Hartman (2001-2004)
7,181	Cody Craig (2004-2007)
5,442	Greg Cavanaugh (1977-1980)
5,360	Greg Vanderfin (1987-1990)
5,205	Kurt Rotherham (1983-1986)
4,948	Luke Ott (1998-2001)

### Rushing Attempts

596	Pat Rusch (1993-1995)
577	Larry Krause (1966-1969)
562	Casey Meehan (2002-2005)
517	Matt O'Grady (1997-2000)
498	Jon Wadzinski (1990-1993)

### Rushing Yards

3,240	Casey Meehan (2002-2005)
3,034	Larry Krause (1966-1969)
2,906	Matt O'Grady (1997-2000)
2,902	Jim Maier (1967-1970)
2,737	Pat Rusch (1992-1995)

### Rushing Touchdowns

42	Casey Meehan (2002-2005)
39	Larry Krause (1966-1969)
31	Jason Augustynowicz (1998-2001)
28	Mark Binder (1985-1987)
25	Pat Rusch (1993-1995)

### Receptions

230	Mike Whitehouse (1986-1989)
124	Greg Rotherham (1974-1977)
122	Todd Bierowski (1991-1994)
120	Steve Heim (1982-1984)
114	Judd O'Connell (2005-2007)
106	T.J. George (2002-2005)

### Receiving Yards

3,480	Mike Whitehouse (1986-1989)
2,531	Greg Rotherham (1974-1977)
2,361	Steve Heim (1982-1984)
2,158	Judd O'Connell (2006-2007)
1,709	T.J. George (2002-2005)
1,690	Todd Bierowski (1991-1994)

### Receiving Touchdowns

37	Mike Whitehouse (1986-1989)
23	Judd O'Connell (2005-2007)
17	Steve Heim (1982-1984)
17	Todd Bierowski (1991-1994)
13	Greg Rotherham (1974-1977)
12	T.J. George (2002-2005)

### Tackles

296	Jeremiah Janssen (1998-2001)
261	Casey Rentmeester (2001-2004)
256	Dan Dohr (2004-2007)
246	Dan Alsteen (1993-1995)
199	Jason Piurkowski (1996-1999)
* - since 1990	

### Sacks

29	Jeremiah Janssen (1998-2001)
----	------------------------------

### Field Goals

23	Chris Griffin (2000-2003)
21	Bob Forstrom (2002-2006)

### Extra Points

160	Chris Griffin (2000-2003)
145	Bob Forstrom (2004-2006)

### Punt Attempts

197	Karl Zacharias (1984-1987)
176	Steve Sturm (1996-1999)

### Punting Yards

7,502	Karl Zacharias (1984-1987)
6,214	Steve Sturm (1996-1999)





**Greg Vanderfin (left) and Mike Whitehouse (right)** were the most prolific passing tandem in St. Norbert history. Vanderfin threw for 5,360 career yards from 1987 to 1990 while Whitehouse caught 230 passes for 3,480 yards from 1986 to 1989. St. Norbert claimed its third consecutive Midwest Conference title at Monmouth in 1989.

## Team Records

**Undefeated Regular Seasons:** 1924 (5-0), 1946 (8-0), 1950 (7-0), 1952 (6-0), 1957 (8-0), 2000 (10-0), 2003 (10-0), 2006 (10-0), 2007 (10-0)

**Worst Season:** 1977 (0-10)

**Longest Winning Streak:** 17 (last 7 in 2005, first 10 in 2006)

**Longest Losing Streak:** 13 (last 2 in 1976, 10 in 1977, 1 in 1978)

**Most Points Scored, Season:** 455, 11 games, 2004

**Most Points Per Game, Season:** 42.4, 10 games, 2002

**Fewest Points Scored, Season:** 84, 9 games, 1961

**Most Points Scored, Game:** 70 (9/27/97 vs. Illinois College)

**Most Points Allowed, Game:** 65 (9/18/76 vs. Northern Michigan)

**Most Points Both Teams, Game:** 98 (11/6/93 vs. Carroll)

**Fewest Points Allowed, Season:** 20 (6 games, 1952); 32 (8 games, 1941); 84 (9 games, 1961)

**Total Offense, Game:** 732 (10/27/01 vs. Lake Forest)

**Most Team Takeaways, Season:** 42 (1974, 23 interceptions, 19 fumbles)

**Most Kicks Blocked, Season:** 8 (1993, five punts, 3 PATs)

## Game Records

**Points Scored:** 36, Aljay Wren, 10/18/03 vs. Carroll

**Yards Rushing:** 282, Matt O'Grady, 10/14/00 vs. Monmouth

**Yards Passing:** 421, Luke Ott, 10/27/01 vs. Lake Forest

**Yards Receiving:** 284, Greg Benesh, 10/25/75 vs. Monmouth

**Total Offense:** 440, Dan Luedtke, 9/21/96 vs. Monmouth

**Pass Receptions:** 12, Brian Higgins, 10/12/85 vs. Lawrence; Mike Whitehouse, 9/17/88 vs. Benedictine; Mike Whitehouse, 9/9/89 vs. UW-Stevens Point; Todd Bierowski, 9/10/94 vs. UW-Oshkosh

**Pass Interceptions:** 5, Bill Van Lanen, 10/6/57 vs. Loras

**Longest Field Goal:** 48, Ken Marzec, 9/30/95 vs. Knox

**Longest Pass:** 98 yards, Dan Novotny to John Kulas, 10/8/88 vs. Lake Forest

**Longest Punt Return:** 91 yards, Art Fisher, 9/15/62 vs. UW-La Crosse

**Kicks Blocked:** 3, Jerry Noskowiak, 9/12/92 vs. UW-Oshkosh; Jerry Noskowiak, 11/7/92 vs. Carroll



**Cody Craig** set or tied four major school records in 2007.

## Season Records

**Points Scored:** 152, Casey Meehan, 2004

**Touchdowns:** 25, Casey Meehan, 2004

**Yards Rushing:** 1,463, Matt O'Grady, 2000

**Yards Passing:** 2,755, Cody Craig, 2007

**Total Offense:** 2,664, Cody Craig, 2007

**Total Plays:** 373, Ryan Hartman, 2003 and Cody Craig, 2007

**Touchdown Passes:** 30, Cody Craig, 2007

**Passes Had Intercepted:** 25, Greg Cavanaugh, 1977

**Pass Completion Percentage:** 62.0 (170-274), Luke Ott, 2001

**Pass Receiving Yards:** 1,216, Judd O'Connell, 2007

**Pass Receptions:** 73, Mike Whitehouse, 1989

**Touchdown Pass Receptions:** 13, Greg Benesh, 1975 and Judd O'Connell, 2007

**Pass Interceptions:** 9, Dan Magno, 1981

**Tackles:** 170, Donn Pierce, 1973

**Fumbles Recovered:** 7, Rick Kekula, 1976

**Kicks Blocked:** 6, Jerry Noskowiak, 1992

# St. Norbert College Football All-Americans

Year	Name	Position	Awarding Body	Team
1951	Pat Smithwick	End	Associated Press	Honorable Mention
1953	Jerry Dufek	Tackle	Associated Press	Honorable Mention
1955	Bob Hoerning	Halfback	Associated Press	Honorable Mention
1957	Norm Jarock	Halfback	Associated Press	First Team
			NAIA	First Team
1957	Jerry Johnson	Tackle	NAIA	Second Team
			Associated Press	Honorable Mention
1958	Ron Newhouse	Quarterback	Associated Press	Honorable Mention
1961	Gerry Moseler	Linebacker	Associated Press	Honorable Mention
1962	Larry Schoenberger	Fullback	Associated Press	Honorable Mention
1964	Dave Jauquet	Defensive End	Associated Press	First Team
1966	John Broihier	Off. Tackle	NAIA	Honorable Mention
1966	Tim Houlton	Def. Tackle	Associated Press	Honorable Mention
		Def. Tackle	NAIA	Honorable Mention
1966	Steve Wilmet	Quarterback	NAIA	Honorable Mention
1969	Larry Krause	Halfback	NAIA	First Team
1970	Jim Maier	Fullback	NAIA	Honorable Mention
1971	Ted Fritsch Jr.	Center	Associated Press	Honorable Mention
1973	Donn Pierce	Linebacker	Associated Press	Honorable Mention
1974	Donn Pierce	Linebacker	NAIA	Second Team
			Associated Press	Honorable Mention
1975	Greg Benesh	End	Associated Press	Honorable Mention
1975	Remy Stephenson	Quarterback	Associated Press	Honorable Mention
1977	Greg Rotherham	End	Associated Press	Honorable Mention
1978	Jim Garvey	Linebacker	Associated Press	Honorable Mention
1978	Don Noskowiak	End	Associated Press	Honorable Mention
1980	Joe Hoerning	Running Back	NAIA	First Team
			Associated Press	Honorable Mention
1982	Dan Magno	Defensive Back	SIDs	Second Team
1984	Steve Heim	End	Associated Press	Honorable Mention
1988	Mike Whitehouse	End	Football Gazette	First Team
			Associated Press	Honorable Mention
1999	Jerimiah Janssen	Linebacker	D3Football.com	Third Team
2000	Jerimiah Janssen	Linebacker	AFC	First Team
			Hewlett-Packard	First Team
			D3Football.com	First Team
			Football Gazette	First Team
			Associated Press	Second Team
2000	Matt O'Grady	Halfback	Hewlett-Packard	Third Team
			Football Gazette	Third Team
2000	Kevin O'Malley	Off. Tackle	Football Gazette	Second Team
			Hewlett-Packard	Third Team
2001	Jerimiah Janssen	Linebacker	Associated Press	First Team
			AFC	First Team
			Hewlett-Packard	First Team
			Football Gazette	First Team
			D3Football.com	First Team
2001	Jason Augustynowicz	Halfback	Hewlett-Packard	Third Team
			Football Gazette	Honorable Mention
2002	Kevin O'Malley	Off. Tackle	AFC	First Team
			Football Gazette	First Team
			Hewlett-Packard	Second Team
2002	Joe Masciopinto	Kick Returner	Hewlett-Packard	Third Team
2003	Joe Masciopinto	Defensive Back	AFC	First Team
			College SIDs	First Team
			D3Football.com	First Team
			Football Gazette	Second Team
2003	Seth Schussler	Tight End	College SIDs	First Team
			Football Gazette	Second Team
			D3Football.com	Honorable Mention
2003	Sean Rierdon	Off. Tackle	College SIDs	Third Team
2004	Sean Rierdon	Off. Tackle	Football Gazette	Second Team
2004	Casey Meehan	Running Back	Football Gazette	Third Team
2005	Casey Meehan	Running Back	Football Gazette	Honorable Mention
2006	Bob Forstrom	Placekicker	AFC	First Team
2007	Jay Arndt	Defensive End	D3football.com	Third Team

Note: The Associated Press team is the AP Little All-America squad.

# Team Captains

1947 - Rube Prunaske	1990 - Mike Bonk,
1948 - John Cahill	Greg Vanderfin,
1949 - John Cahill	Andy Bloechl,
1950 - Bob Blohowiak	Dave Fitzpatrick
1951 - Pat Smithwick	1991 - Pat Brown,
1952 - Jerry Wilson,	Tom Dorgan,
Tony Papara	Robb Koseor,
1953 - Jerry Dufek	Bob Smits
1954 - Clint Peters	1992 - Jerry Noskowiak,
1955 - Larry Van Alstine,	Chris Giese,
Bob Hoerning	Rick Kinnard,
1956 - Jerry Johnson,	Steve Cooney
Bob Pozza	1993 - Todd Bierowski,
1957 - Jerry Johnson,	Tom Benkowski,
Norm Jarock	Kevin Dugan,
1958 - Bob Barron,	Brian Bunkelman
Al Gilson	1994 - Paul Abts,
1959 - Ron Newhouse,	Todd Bierowski,
Jim Coenen	Mike Doyle,
1960 - Fran Junio,	Herm Buechel
1961 - Dave Stolp	Steve Stratton,
1962 - Larry Schoenberger	Jon Wadzinski
1963 - Steve Mayheu	1995 - Steve Neville,
1964 - Chuck Hoch	Jim Madden
1965 - Dave Jauquet	1996 - Matt Bumgardner,
1966 - John Broihier	Dan Alsteen,
1967 - Dave Neal,	Bruce Breecher,
John Trinitapoli	Brian Danaher,
1968 - Tom Schoen	1997 - Brian Danaher
1969 - Dick Hilger	1998 - Tim Pierret,
1970 - Steve Nickols	Steve Sturm,
1971 - Ted Fritsch Jr.,	Dave Vandenboom
Mike Teff	1999 - Tim Pierret,
1972 - Tom Deters,	Jason Piurkowski
Carl Haese	2000 - Matt Hanson,
1973 - Steve Brettingen	Jerimiah Janssen,
1974 - Donn Pierce	Matt O'Grady
1975 - Greg Wall	2001 - Jerimiah Janssen,
1976 - Jack McDonald	Luke Ott,
1977 - Greg Rotherham	Dennis O'Connell,
1978 - Rick Kekula,	Mark Schmitz
Tom Seittel	2002 - Dave Archibald,
1979 - Steve Mocaraski	James Gallagher,
1980 - Jim Garvey	Jeremy Jackson,
2002 - Dave Archibald,	Kevin O'Malley
James Gallagher,	2003 - Chris Koonce,
Jeremy Jackson,	Joe Masciopinto,
Kevin O'Malley	Nik Osol
2003 - Chris Koonce,	2004 - Ryan Hartman,
Joe Masciopinto,	Bob Latterman,
Nik Osol	Casey Rentmeester,
2004 - Ryan Hartman,	Sean Rierdon
Bob Latterman,	2005 - T.J. George,
Casey Rentmeester,	Casey Meehan,
Sean Rierdon	Dustin Willette
2005 - T.J. George,	2006 - Bob Forstrom,
Casey Meehan,	Kyle Friederichs,
Dustin Willette	Donald Norwick,
2006 - Bob Forstrom,	Brendan O'Malley
Kyle Friederichs,	2007 - Jay Arndt,
Donald Norwick,	Nick Breisch,
Brendan O'Malley	Shawn Nett,
2007 - Jay Arndt,	Cody Craig
Nick Breisch,	
Shawn Nett,	
Cody Craig	

# ALL-TIME INDIVIDUAL SUPERLATIVES

**EDITOR'S NOTE:** This listing of St. Norbert College Football Game Superlatives has been compiled by Sports Information Director Dan Lukes from available files and newspaper microfilm from the 1956 season on. Should anyone have any additions to the list at any time from 1946 to the present, please contact the St. Norbert College Sports Information Office.

## Rushing (100 yards or more)

Yards-Car.-TD	Name	Opponent	Date	Yards-Car.-TD	Name	Opponent	Date
282-27-1	Matt O'Grady	Monmouth College	10/14/00	129-17-2	Alec Getschow	Illinois College	10/5/02
268-21-4	Norm Jarock	UW-La Crosse	11/9/57	129-15-1	Mike Krueger	Grinnell College	10/24/98
254-22-3	Casey Meehan	Grinnell College	10/30/04	129-22-1	Pat Rusch	Lake Forest College	10/8/94
247-36-1	Jim Maier	UW-Milwaukee	10/31/70	129-14-0	Don Birmingham	Ripon College	10/25/86
240-36-4	Pat Rusch	Lawrence Univ.	10/15/94	129-25-2	Larry Krause	Univ. of Louisiana-Lafayette	11/8/69
236-29-3	Aljay Wren	Ripon College	10/25/03	127-22-3	Casey Meehan	Beloit College	9/11/04
234-28-2	Jason Augustynowicz	Knox College	10/6/01	127-15-1	Jon Wadzinski	Grinnell College	10/3/92
223-34-3	Adam Lewis	Grinnell College	11/2/02	127-21-2	Joe Hoerning	UW-Stout	10/25/80
217-26-2	Matt O'Grady	Lake Forest College	10/28/00	126-26-2	Jason Augustynowicz	Illinois College	11/10/01
208-34-1	Jason Augustynowicz	Ripon College	9/29/01	126-23-2	Jason Augustynowicz	Beloit College	11/3/01
201-u/a-2	Norm Jarock	Carroll College	9/21/57	125-27-1	Larry Krause	UW-La Crosse	10/4/69
200-31-2	Tom Guetzloff	Knox College	10/1/88	124-22-1	Jason Augustynowicz	Monmouth College	10/13/01
200-33-4	Jim Maier	UW-La Crosse	10/10/70	124-13-0	Jason Augustynowicz	Beloit College	11/6/99
196-30-	Larry Krause	St. Cloud State Univ.	9/20/69	124-14-0	Matt O'Grady	Beloit College	11/6/99
195-18-5	Larry Krause	UW-River Falls	9/28/68	124-21-2	Dick Hilger	UW-Oshkosh	10/22/66
193-20-2	Matt O'Grady	Grinnell College	10/21/00	124-u/a-2	Ron Newhouse	MSU-Mankato	11/1/58
189-33-0	Pat Rusch	Knox College	10/1/94	123-23-3	Casey Meehan	Lake Forest College	11/6/04
188-29-0	Jon Wadzinski	Lawrence Univ.	10/12/91	123-29-2	Pat Rusch	Lawrence Univ.	10/14/95
185-22-3	Casey Meehan	Illinois College	10/1/05	123-18-2	Joe Hoerning	UW-Stevens Point	9/20/80
182-21-1	Norm Jarock	MSU-Mankato	10/28/57	122-13-3	Matt O'Grady	Ripon College	9/30/00
182-17-3	Norm Jarock	Michigan Tech Univ.	11/2/57	122-21-1	Larry Schoenberger	UW-La Crosse	9/16/61
181-22-4	Casey Meehan	Ripon College	10/22/05	120-30-0	Chris Harris	Lawrence Univ.	10/13/90
181-18-3	Jason Augustynowicz	Lawrence Univ.	9/22/01	120-22-1	Tom Guetzloff	Beloit College	10/28/89
180-33-0	Brian Morgan	Illinois College	9/28/85	119-16-0	Jason Augustynowicz	Grinnell College	10/20/01
178-31-0	Pat Rusch	Concordia Univ.	9/16/95	118-23-2	Alec Getschow	Knox College	9/28/02
178-16-2	Norm Jarock	UW-Platteville	11/3/56	117-23-0	Casey Meehan	Monmouth College	9/20/03
177-20-0	Jim Maier	UW-River Falls	9/28/68	117-14-0	Mark Strasser	Knox College	9/30/95
176-22-4	Larry Krause	St. Cloud State Univ.	11/9/68	116-23-1	Alec Getschow	Beloit College	9/14/02
175-22-3	Aljay Wren	Beloit College	9/13/03	116-26-0	Pat Rusch	Ripon College	10/21/95
175-16-1	Norm Jarock	UW-La Crosse	11/10/56	116-16-2	Jim Maier	Univ. of St. Thomas	9/14/68
170-11-3	Joe Hoerning	Maranatha Baptist	9/16/78	115-30-1	Pat Rusch	Knox College	9/30/95
169-23-1	Steve Stratton	Beloit College	10/29/94	114-26-1	Joe Brogni	Grinnell College	9/8/07
168-34-3	Pat Rusch	Beloit College	10/29/94	114-14-2	Larry Krause	UW-La Crosse	10/5/68
166-u/a-0	Dick Van Egeren	UW-Whitewater	10/27/56	114-17-0	Bill Van Lanen	UW-Whitewater	10/26/57
165-38-0	Aljay Wren	Lake Forest College	11/8/03	113-16-3	Casey Meehan	Grinnell College	10/29/05
165-18-	Tom Vanden Bush	Ferris State Univ.	9/24/66	112-19-3	Aljay Wren	Carroll College	10/18/03
165-15-	Larry Schoenberger	Morningside College	10/27/62	112-29-4	Aljay Wren	Ripon College	10/26/02
165-u/a-1	Norm Jarock	St. Ambrose Univ.	10/12/57	112-18-5	Alec Getschow	Carroll College	10/19/02
164-12-2	Norm Jarock	Michigan Tech Univ.	9/29/56	112-15-0	Dan Luedtke	Carroll College	11/2/96
163-17-3	Matt O'Grady	Beloit College	11/4/00	112-26-1	Pat Rusch	Carroll College	11/5/94
162-23-2	Matt O'Grady	Carroll College	9/19/98	112-24-1	Jon Wadzinski	Lawrence Univ.	10/17/92
161-30-2	Matt O'Grady	Illinois College	11/11/00	112-18-1	Chris Harris	Illinois College	9/29/90
159-25-0	Jon Wadzinski	Beloit College	10/26/91	112-14-2	Dave Mahlik	Lakeland College	10/7/61
158-26-2	Joe Hoerning	UW-Platteville	11/1/80	112-12-1	Fran Junio	Loras College	10/4/58
157-30-1	A.J. Phillips	Illinois College	11/3/07	111-26-2	Jason Augustynowicz	Lake Forest College	10/27/01
157-20-1	Mike Rydzon	Monmouth College	10/25/75	111-22-1	Dave Fitzpatrick	Beloit College	10/28/89
157-26-1	Larry Krause	Univ. of St. Thomas	9/13/69	111-9-1	Mike Ryan	Ferris State Univ.	10/2/65
156-20-3	Casey Meehan	Lake Forest College	11/5/05	111-u/a-1	Jule Mellen	Ferris State Univ.	10/3/64
156-17-1	Casey Meehan	Knox College	9/27/03	111-u/a-3	Jule Mellen	Hillsdale College	9/28/63
156-24-2	Norm Jarock	UW-Whitewater	10/26/57	110-21-1	Bill Mommaerts	Univ. of St. Thomas	9/18/71
154-37-0	Jon Wadzinski	Beloit College	10/31/92	109-25-1	Matt O'Grady	Lake Forest College	10/31/98
154-31-3	Tom Guetzloff	Ripon College	10/21/89	108-6-2	Aljay Wren	Monmouth College	9/20/03
152-35-1	Jon Wadzinski	Ripon College	10/24/92	108-21-0	Jim Maier	UW-Milwaukee	10/26/68
152-20-3	Larry Schoenberger	UW-Whitewater	11/10/62	107-14-2	Casey Meehan	Illinois College	10/4/03
151-20-2	Jule Mellen	UW-La Crosse	9/14/64	107-28-0	Aljay Wren	Univ. of St. Thomas	9/6/03
149-24-0	Pat Rusch	Lake Forest College	10/7/95	107-16-1	Pat Rusch	UW-Oshkosh	9/10/94
148-18-2	Casey Meehan	Monmouth College	9/18/04	106-13-3	Tim Pierret	Monmouth College	10/17/98
147-17-2	Mike Ryan	UW-La Crosse	9/14/63	106-26-1	Pat Rusch	UW-Oshkosh	9/9/95
147-u/a-1	Norm Jarock	Lewis Univ.	10/20/56	106-20-1	Rick Harden	Ripon College	10/20/84
148-23-3	Larry Krause	UW-River Falls	9/27/69	106-13-1	Bill Mommaerts	UW-Milwaukee	10/30/71
146-28-2	Larry Krause	Northern Michigan Univ.	10/25/69	106-4-1	Larry Schoenberger	Graceland College	10/8/60
146-20-1	Jim Maier	St. Cloud State Univ.	11/9/68	105-22-2	Jim Maier	UW-Stevens Point	9/26/70
146-25-0	Jule Mellen	Northern Michigan Univ.	10/17/64	105-u/a-1	Norm Jarock	Loras College	11/6/57
143-27-1	Matt O'Grady	Lawrence Univ.	9/22/98	104-23-1	Casey Meehan	Monmouth College	9/17/05
142-26-0	Aljay Wren	Lawrence Univ.	10/11/03	104-14-3	Jason Augustynowicz	Carroll College	9/18/99
141-29-2	Casey Meehan	Carroll College	10/16/04	104-11-2	Kory Coonen	Grinnell College	10/3/92
141-23-2	Jon Wadzinski	Illinois College	9/28/91	103-14-1	Tim Pierret	Grinnell College	10/23/99
140-18-1	Larry Schoenberger	Luther College	10/28/61	103-16-0	Pat Rusch	Lawrence Univ.	10/16/93
140-u/a-1	Bill Van Lanen	St. Ambrose Univ.	10/12/57	103-20-0	Jon Wadzinski	Lake Forest College	10/10/92
138-21-2	Steve Stratton	Lake Forest College	10/8/94	103-21-0	Mike Cornelius	UW-Stevens Point	9/25/71
138-22-2	Tom Guetzloff	Michigan Tech Univ.	11/4/89	103-22-0	Mike Cornelius	UW-Stevens Point	9/26/70
138-u/a-3	Bill Van Lanen	Carroll College	9/21/57	103-u/a-1	Jule Mellen	UW-Whitewater	10/24/64
137-18-1	Larry Krause	UW-Stevens Point	9/21/68	102-19-1	Casey Meehan	Lawrence Univ.	10/8/05
136-24-3	Tim Pierret	Lawrence Univ.	9/22/98	102-15-2	Alec Getschow	Grinnell College	10/20/01
136-47-0	Jon Wadzinski	Beloit College	10/30/93	102-20-0	Matt O'Grady	Illinois College	11/14/98
135-15-0	Brian Danaher	Lake Forest College	10/5/96	102-18-0	Pat Rusch	Concordia Univ.	9/18/93
133-24-1	Tim Pierret	Beloit College	10/25/97	102-24-2	Dave Fitzpatrick	Ripon College	10/20/90
133-25-3	Jon Wadzinski	Grinnell College	10/2/93	102-21-2	Greg Moroder	Monmouth College	9/11/82
132-14-2	Aljay Wren	Grinnell College	11/1/03	102-16-1	Mike Cornelius	St. Cloud State Univ.	11/13/71
132-u/a-2	Mike Ryan	Western Illinois Univ.	10/10/64	102-20-0	Jim Maier	UW-Milwaukee	11/4/67
131-25-0	Jim Maier	UW-Oshkosh	10/24/70	101-20-1	Pat Rusch	Beloit College	10/28/95
131-31-2	Jim Maier	Hillsdale College	11/6/70	101-11-0	Greg Moroder	Univ. of Dubuque	9/18/82
130-25-2	Casey Meehan	Lawrence Univ.	10/9/04	101-17-2	Larry Krause	Univ. of St. Thomas	9/14/68
130-15-1	Casey Meehan	Illinois College	10/2/04	100-18-2	A.J. Phillips	Carroll College	10/14/06
130-35-3	Dave Fitzpatrick	Lawrence Univ.	10/13/90	100-11-2	Dan Luedtke	Lawrence Univ.	10/11/97
130-22-1	Larry Krause	UW-Milwaukee	11/5/66	100-17-1	Brian Danaher	Monmouth College	9/20/97
130-16-0	Larry Schoenberger	Michigan Tech Univ.	11/12/60				

# Passing

(300 yards or more)

Yards-C-A-TD	Name	Opponent	Date
421-25-32-3	Luke Ott	Lake Forest College	10/27/01
367-16-28-5	Remy Stephenson	Monmouth College	10/25/75
366-15-23-3	Kurt Rotherham	Monmouth College	9/22/84
361-22-53-1	Dan Luedtke	Monmouth College	9/21/96
349-24-40-2	Cody Craig	Monmouth College	10/6/07
349-16-29-3	Pat Sullivan	UW-Platteville	11/5/83
344-22-40-1	Doug Waitrovich	Hillsdale College	10/2/71
343-23-40-2	Pat Sullivan	Univ. of Dubuque	9/17/83
340-27-37-1	Luke Ott	Hamline Univ.	9/8/01
337-22-28-1	Luke Ott	Hamline Univ.	9/9/00
333-14-21-3	Dan Luedtke	Monmouth College	9/20/97
333-32-44-2	Kurt Rotherham	Michigan Tech Univ.	9/13/86
332-22-39-2	Luke Ott	Illinois College	11/10/01
327-16-26-3	Tim Pierret	Lawrence Univ.	9/25/99
313-26-50-1	Kurt Rotherham	Cornell College	9/27/86
309-19-27-4	Cody Craig	Ripon College	10/20/07
308-20-37-3	Cody Craig	Olivet Nazarene Univ.	9/1/07
308-18-29-1	Cody Craig	Olivet Nazarene Univ.	9/2/06
308-18-22-3	Cody Craig	Lawrence Univ.	10/8/05
308-17-22-3	Remy Stephenson	UW-Oshkosh	10/18/75

# Receptions

(10 or more)

Rec-Yds.-TD	Name	Opponent	Date
12-124-1	Todd Bierowski	UW-Oshkosh	9/11/93
12-146-1	Mike Whitehouse	UW-Stevens Point	9/9/89
12-166-2	Mike Whitehouse	Benedictine Univ.	9/17/88
12-182-1	Brian Higgins	Lawrence Univ.	10/12/85
11-166-2	Mike Whitehouse	Michigan Tech Univ.	11/4/89
11-71-0	Ty Vannieuwenhoven	Lake Forest College	10/6/84
10-201-1	Judd O'Connell	Olivet Nazarene Univ.	9/2/06
10-108-1	Jason Augustynowicz	Hamline Univ.	9/8/01
10-102-0	Todd Bierowski	Coe College	9/24/94
10-189-2	Mike Whitehouse	Beloit College	10/28/89
10-83-1	Mike Whitehouse	Lake Forest College	10/13/87
10-86-0	Greg Eiting	Adrian College	10/2/82

# Receiving Yards

(100 yards or more)

Yards-Rec.-TD	Name	Opponent	Date
284-9-5	Greg Benesh	Monmouth College	10/25/75
241-7-2	Steve Heim	UW-Platteville	11/5/83
226-7-1	Steve Heim	Monmouth College	9/22/84
224-8-3	Greg Benesh	UW-Oshkosh	10/18/75
201-10-1	Judd O'Connell	Olivet Nazarene Univ.	9/2/06
190-7-1	Don Noskowiak	UW-Stevens Point	9/25/76
189-3-3	Brandon Spaulding	Ripon College	9/30/00
189-10-2	Mike Whitehouse	Beloit College	10/28/89
185-8-1	Chris Walton	Monmouth College	9/21/96
182-12-1	Brian Higgins	Lawrence Univ.	10/12/85
171-9-2	Mike Whitehouse	Lawrence Univ.	10/14/89
168-6-1	Judd O'Connell	Olivet Nazarene Univ.	9/1/07
168-8-1	T.J. George	Lawrence Univ.	10/8/05
168-4-1	Nick Llanas	Grinnell College	10/20/01
167-6-2	Steve Heim	Adrian College	10/1/83
166-6-3	Judd O'Connell	Lawrence Univ.	9/15/07
166-11-2	Mike Whitehouse	Michigan Tech Univ.	11/4/89
166-12-2	Mike Whitehouse	Benedictine Univ.	9/14/88
163-5-2	Todd Bierowski	Lake Forest College	10/9/93
162-8-1	Greg Rotherham	UW-Platteville	11/5/77
161-5-2	Steve Heim	Michigan Tech Univ.	11/12/83
161-7-1	Bob Kress	Hillsdale College	10/2/71
160-6-1	Greg Rotherham	North Dakota State Univ.	10/9/76
159-6-2	Steve Heim	Ripon College	10/20/84
158-6-1	Judd O'Connell	Monmouth College	10/7/06
158-6-0	Seth Schussler	St. John's Univ.	11/29/03
157-8-4	Judd O'Connell	Ripon College	10/20/07
154-9-1	Steve Heim	Univ. of Chicago	11/4/84
153-7-2	Mike Whitehouse	Lake Forest College	10/7/89
151-3-2	Tim Kelly	Illinois College	11/14/98
151-8-1	Greg Rotherham	Ferris State Univ.	11/12/77
150-8-0	Greg Rotherham	Univ. of St. Thomas	9/17/77
146-7-1	Dave Archibald	Illinois College	11/10/01
146-12-1	Mike Whitehouse	UW-Stevens Point	9/9/89
145-9-1	T.J. George	Carroll College	10/16/04
144-8-2	Tim Gillespie	Northern Michigan Univ.	9/28/74

# continued: Receiving Yards

(100 yards or more)

Yards-Rec.-TD	Name	Opponent	Date
141-7-2	Greg Rotherham	UW-Eau Claire	9/10/77
139-3-2	Greg Rotherham	Hillsdale College	10/2/76
137-7-2	T.J. George	Illinois College	10/2/04
137-5-2	Mike Lynn	Lawrence Univ.	9/23/00
136-8-1	Mike Whitehouse	Univ. of Chicago	11/7/87
135-7-2	Judd O'Connell	Grinnell College	9/9/06
124-6-1	T.J. George	Ripon College	10/22/05
134-8-2	Mike Whitehouse	Monmouth College	11/14/87
133-7-1	Mike Whitehouse	Coe College	9/24/88
133-7-0	Jim Schleis	UW-Milwaukee	10/26/68
132-7-3	Kyle Thompson	Grinnell College	11/1/03
131-6-2	Mike Whitehouse	Knox College	9/30/89
130-7-1	Mike Whitehouse	Michigan Tech Univ.	9/13/86
129-8-1	Nick Llanas	Lake Forest College	10/27/01
128-6-1	Chris Walton	Ripon College	10/19/96
128-6-2	Greg Benesh	UW-Stevens Point	9/20/75
128-3-1	Greg Rotherham	Northern Michigan Univ.	11/8/75
127-4-1	Judd O'Connell	Lawrence Univ.	9/16/06
127-5-1	Brian Kuhar	Monmouth College	9/20/97
127-7-0	Pat Lamirande	Monmouth College	9/21/91
127-8-0	Steve Heim	Lawrence Univ.	10/13/84
126-7-2	Mike Whitehouse	Cornell College	9/26/87
126-6-1	Tim Gillespie	UW-Milwaukee	10/27/73
126-7-0	Jim Schleis	UW-Whitewater	10/12/68
124-12-1	Todd Bierowski	UW-Oshkosh	9/11/93
124-5-1	Greg Rotherham	UW-Stevens Point	9/20/75
121-4-1	Judd O'Connell	Knox College	9/29/07
120-7-3	Aljay Wren	Carroll College	10/18/03
120-4-1	Casey Meehan	Beloit College	9/13/03
120-5-3	Don Noskowiak	Butler Univ.	10/28/78
119-8-1	Judd O'Connell	Lake Forest College	9/22/07
119-6-0	Greg Rotherham	Univ. of St. Thomas	9/13/75
118-6-0	Pat Lamirande	Michigan Tech Univ.	9/15/90
118-8-2	Greg Rotherham	Northwood Univ.	10/8/77
116-3-2	Mike Krueger	Lawrence Univ.	9/25/99
116-4-3	Pat Pavelski	Univ. of St. Thomas	9/9/62
115-5-1	Tim Gillespie	Eastern Michigan Univ.	9/29/73
114-7-1	Judd O'Connell	Grinnell College	9/8/07
114-9-4	Mike Whitehouse	Lake Forest College	10/8/88
112-6-1	Mike Whitehouse	Univ. of Dayton	9/19/87
112-8-3	Mike Whitehouse	Grinnell College	10/3/87
112-5-1	Don Noskowiak	North Dakota State Univ.	10/9/76
111-6-1	Josh O'Connor	Lawrence Univ.	10/9/04
111-4-1	T.J. George	Monmouth College	9/18/04
111-7-1	Jim Beaver	UW-Whitewater	10/11/69
110-7-1	Dave Archibald	Beloit College	11/3/01
110-7-1	Todd Bierowski	Knox College	10/1/94
110-9-1	Rod Bohm	Grinnell College	10/4/86
110-5-0	Kevin Noskowiak	Lawrence Univ.	10/15/83
109-5-0	Dave Archibald	Hamline Univ.	9/8/01
108-10-1	Jason Augustynowicz	Hamline Univ.	9/8/01
108-4-2	Brian Kuhar	Grinnell College	10/23/99
108-3-1	Jason Augustynowicz	Lawrence Univ.	9/25/99
107-3-1	Dave Archibald	Illinois College	10/5/02
107-4-0	Tom Schnell	Monmouth College	9/22/84
107-7-0	Steve Heim	UW-Stevens Point	9/24/83
106-3-0	Don Noskowiak	Northern Michigan Univ.	9/18/76
105-2-0	Adam Lewis	Lawrence Univ.	10/12/02
105-5-0	Tom Schnell	Univ. of Dubuque	9/17/83
104-7-0	Tim Kelly	Monmouth College	9/21/96
104-3-0	Greg Rotherham	Northern Michigan Univ.	9/18/76
104-3-1	Greg Rotherham	Saginaw Valley State Univ.	10/30/76
104-6-0	Greg Benesh	Hillsdale College	10/7/72
103-8-1	A.J. Phillips	Monmouth College	10/6/07
103-4-1	Mike Lynn	Hamline Univ.	9/9/00
103-5-0	Steve Heim	Monmouth College	9/10/83
102-6-1	Judd O'Connell	Beloit College	10/27/07
102-6-2	Jason Augustynowicz	Monmouth College	10/13/01
102-10-0	Todd Bierowski	Coe College	9/24/94
102-7-1	Rod Bohm	Cornell College	9/27/86
102-5-0	Jim Schleis	Hillsdale College	11/11/67
101-5-0	Nick Albert	Ripon College	10/20/07
101-3-1	T.J. George	Beloit College	9/10/05
101-6-0	Tim Kelly	Lake Forest College	10/31/98
101-5-0	Brian Higgins	Univ. of Dubuque	9/17/83
100-4-0	Alec Getschow	Carroll College	10/19/02

# Total Offense

(350 yards or more)

Yds.-Run-Pass	Name	Opponent	Date
440-79-361	Dan Luedtke	Monmouth College	9/21/96
414-(-7)-421	Luke Ott	Lake Forest College	10/27/01
399-103-296	Tim Pierret	Grinnell College	10/23/99
393-60-333	Dan Luedtke	Monmouth College	9/20/97
367-0-367	Remy Stephenson	Monmouth College	10/25/75
364-37-327	Tim Pierret	Lawrence Univ.	9/25/99
359-10-349	Pat Sullivan	UW-Platteville	11/5/83
352-3-349	Cody Craig	Monmouth College	10/6/07
350-13-337	Luke Ott	Hamline Univ.	9/9/00

# ALL-TIME INDIVIDUAL SUPERLATIVES

## OFFENSIVE SUPERLATIVES

### Rushing (300 yards or more)

Yards-Carries	Opponent	Date
461-57	UW-River Falls	9/28/68
449-71	Beloit College	10/29/94
445-65	Grinnell College	10/3/92
436-78	Lawrence Univ.	10/15/94
425-	St. Cloud State Univ.	11/9/68
396-48	Monmouth College	10/14/00
381-71	St. Cloud State Univ.	9/20/69
369-	Ferris State Univ.	10/2/65
368-	Ferris State Univ.	9/30/61
364-	UW-La Crosse	11/9/57
359-	Carroll College	9/21/57
357-65	Monmouth College	9/18/04
357-69	Lawrence Univ.	9/22/98
357-	Northland College	9/29/62
357-	Graceland College	10/8/60
356-46	Beloit College	11/6/99
354-55	Grinnell College	10/29/05
348-	St. Ambrose Univ.	10/12/57
342-70	Beloit College	10/28/89
340-76	UW-Milwaukee	11/5/66
337-81	Lawrence Univ.	10/13/90
337-	Univ. of St. Thomas	9/13/69
335-45	Illinois College	9/27/97
327-	Michigan Tech Univ.	11/12/60
325-40	Ripon College	10/22/05
324-36	Grinnell College	10/30/04
320-	Loras College	10/4/58
318-	UW-La Crosse	9/14/64
315-	UW-Whitewater	10/26/57
314-59	Lawrence Univ.	10/9/94
314-60	Beloit College	10/25/97
307-	UW-Eau Claire	9/14/57
306-	Michigan Tech Univ.	11/2/57
305-51	Beloit College	9/13/03
303-56	Lake Forest College	10/10/87
305-	UW-Whitewater	10/27/56

### Passing (350 yards or more)

Yards-C-A	Opponent	Date
500-31-41	Lake Forest College	10/27/01
428-18-31	Monmouth College	9/22/84
417-24-39	Lawrence Univ.	10/9/04
412-27-46	Univ. of Dubuque	9/17/83
400-18-30	Monmouth College	10/25/75
379-21-34	Lawrence Univ.	9/25/99
361-22-53	Monmouth College	9/21/96
360-17-30	UW-Platteville	11/5/83

### Total Offense (500 yards or more)

Yards-Plays	Opponent	Date
732-91	Lake Forest College	10/27/01
731-98	Lawrence Univ.	10/9/04
625-79	Beloit College	11/6/99
607-92	Monmouth College	9/18/04
604-70	Illinois College	9/27/97
593-84	Monmouth College	10/25/75
592-100	Beloit College	10/28/89
589-73	UW-River Falls	9/28/68
582-83	Monmouth College	10/14/00
580-76	Illinois College	10/2/04
580-94	Grinnell College	10/2/93
568-	St. Cloud State Univ.	11/9/68
564-83	Grinnell College	10/23/99
563-83	Grinnell College	10/29/05
553-94	Lawrence Univ.	10/15/94
546-79	Lawrence Univ.	9/25/99
542-	Michigan Tech Univ.	11/2/57
539-83	Lake Forest College	11/5/05
539-80	Beloit College	9/13/03
530-69	Beloit College	11/4/00
528-74	Grinnell College	11/1/03
524-	UW-Milwaukee	10/31/70
523-88	Lawrence Univ.	10/11/03
522-77	Grinnell College	10/20/01
520-79	Lake Forest College	10/8/88
517-73	Ripon College	10/20/07
517-87	Carroll College	10/18/03
517-	Northland College	9/29/62

### continued: Total Offense (500 yards or more)

Yards-Plays	Opponent	Date
513-72	Ripon College	10/22/05
512-76	Beloit College	11/3/01
511-77	Beloit College	10/29/94
510-80	Ripon College	10/23/04
509-62	Monmouth College	9/20/97
503-73	Grinnell College	10/30/04
503-71	Hamline Univ.	9/9/00
503-76	Grinnell College	10/3/92

### First Downs (28 or more)

First Downs	Opponent	Date
35	Grinnell College	10/2/93
34	Lawrence Univ.	10/9/04
34	Beloit College	10/28/89
31	Carroll College	10/18/03
31	Lake Forest College	10/27/01
31	Lawrence Univ.	10/15/94
30	Lawrence Univ.	10/11/03
30	UW-Milwaukee	10/31/70
29	Grinnell College	10/29/05
29	Monmouth College	9/18/04
29	Grinnell College	10/23/99
29	Lawrence Univ.	9/22/98
29	Michigan Tech Univ.	9/13/86
28	St. Cloud State Univ.	11/9/68

## DEFENSIVE SUPERLATIVES

### Rushing (25 yards or less)

Yards-Carries	Opponent	Date
(-77)-21	UW-Stevens Point	9/21/74
(-48)-28	Illinois College	9/29/90
(-37)-22	Western Illinois Univ.	10/1/66
(-25)-29	Carroll College	9/19/98
(-25)-19	Knox College	10/1/88
(-19)-22	Lake Forest College	10/6/90
(-17)-12	Lawrence Univ.	10/13/90
(-17)-	UW-Platteville	11/3/56
(-11)-37	Ripon College	10/25/03
(-7)-35	Illinois College	10/4/03
(-6)-22	UW-Milwaukee	11/5/66
0-28	Carroll College	9/18/99
0-34	Lake Forest College	10/5/85
0-26	DePauw Univ.	9/5/81
2-25	Carroll College	10/18/03
2-	Lakeland College	10/7/61
4-41	Ripon College	10/20/90
4-	UW-Whitewater	11/10/62
5-	UW-La Crosse	9/14/64
8-30	Ripon College	10/21/89
9-26	Western Illinois Univ.	10/7/67
12-16	St. Cloud State	10/31/64
13-	UW-Whitewater	10/24/64
14-30	Illinois College	10/5/02
18-26	Coe College	9/24/88
19-34	UW-Stevens Point	9/23/72
20-30	Ripon College	10/21/95
21-40	Knox College	10/7/00
22-21	Lake Forest College	10/8/88
23-24	Illinois College	10/2/04
23-	St. Cloud State Univ.	11/9/68
25-29	Lawrence Univ.	9/25/99

### Passing (25 yards or less)

Yards-C-A	Opponent	Date
0-0-4	UW-Milwaukee	10/28/72
0-0-2	MSU-Mankato	10/31/59
3-2-5	Northwood Univ.	10/8/77
4-1-9	Hillsdale College	11/14/70
5-3-12	UW-Whitewater	11/4/61
6-2-5	UW-Platteville	11/6/76
7-1-3	Cornell College	9/26/92
9-2-10	Ripon College	10/20/07

### Passing (25 yards or less)

Yards-C-A	Opponent	Date
9-1-16	Michigan Tech Univ.	11/12/60
11-1-13	UW-La Crosse	9/16/61
12-2-6	Monmouth College	9/20/97
12-2-8	UW-La Crosse	9/17/60
14-1-9	Monmouth College	11/12/88
16-2-18	Knox College	9/25/04
19-1-3	Northern Michigan Univ.	11/6/71
19-3-15	UW-Oshkosh	10/21/67
19-3-17	UW-Whitewater	10/24/64
21-2-17	UW-Eau Claire	9/13/58
23-2-13	Ferris State Univ.	10/2/65
24-2-8	Lake Forest College	10/31/98
24-3-10	Monmouth College	10/17/98

### Total Offense (150 yards or less)

Yds.-Run-Pass	Opponent	Date
(-21)-(-48)-27	Illinois College	9/29/90
32-13-19	UW-Whitewater	10/24/64
40-8-32	Carroll College	9/24/60
62-9-53	Western Illinois Univ.	10/7/67
69-69-0	UW-Milwaukee	10/28/72
89-19-70	UW-Stevens Point	9/23/72
91-2-89	Lakeland College	10/7/61
93-18-75	Coe College	9/24/88
93-45-48	Northeastern Illinois Univ.	9/7/74
96-44-52	Beloit College	10/28/95
101-68-33	Univ. of Chicago	11/4/84
103-14-89	Monmouth College	11/12/89
111-95-16	Knox College	9/25/04
114-110-4	Hillsdale College	11/14/70
116-(-17)-133	Lawrence Univ.	10/13/90
117-(-25)-142	Carroll College	9/19/98
120-49-71	Ferris State Univ.	9/30/67
128-(-37)-165	Western Illinois Univ.	10/1/66
133-32-101	Knox College	9/27/03
135-116-19	UW-Oshkosh	10/21/67
135-	UW-La Crosse	9/11/65
136-37-99	Univ. of St. Thomas	9/14/68
136-57-59	Ferris State Univ.	10/3/64
144-38-106	UW-Milwaukee	10/30/71
146-32-114	Illinois College	9/28/91
149-65-84	Lake Forest College	9/22/07
150-53-97	Beloit College	10/29/88

### First Downs (six or less)

First Downs	Opponent	Date
3	Carroll College	9/24/60
4 (1-3-0)	Lawrence Univ.	10/13/90
4 (1-1-2)	Monmouth College	9/11/82
4	UW-Whitewater	10/24/64
5 (3-1-1)	Illinois College	9/29/90
5 (0-4-1)	Lake Forest College	10/5/85
5	Ferris State Univ.	9/30/67
6 (1-3-2)	Coe College	9/24/88
6	Northeastern Illinois Univ.	9/7/74
6 (5-0-1)	UW-Milwaukee	10/28/72
6	Hillsdale College	11/14/70
6	UW-La Crosse	9/11/65
6	UW-La Crosse	9/15/62
6	UW-Whitewater	11/4/61
6 (4-1-1)	Carroll College	9/21/57

### Interceptions (5 or more)

Interceptions	Opponent	Date
7	Ferris State Univ.	10/5/63
6	Ripon College	10/19/85
5	Monmouth College	9/20/03
5	Ripon College	10/21/95
5	Knox College	9/30/89
5	Univ. of Chicago	11/7/87
5	Monmouth College	9/11/82
5	Loras College	10/10/81
5	Butler Univ.	10/28/78
5	UW-Stevens Point	9/21/74
5	Augustana College	10/20/62
5	Loras College	10/6/57
5	Michigan Tech Univ.	9/29/56

## Year-By-Year Leaders

### Rushing

Year	Player	Att-Yds
1954	Bob Hoerning	92-356
1955	Bill VanLanen	61-345
1956	Norm Jarock	125-1000
1957	Norm Jarock	148-1306
1958	Fran Junio	54-279
1959	Gary Simoens	38-147
1960	Larry Schoenberger	78-500
1961	Larry Schoenberger	112-727
1962	Larry Schoenberger	116-776
1963	Jule Mellen	157-725
1964	Jule Mellen	190-861
1965	Art Fisher	111-408
1966	Dick Hilger	135-509
1967	Larry Krause	110-502
1968	Larry Krause	155-890
1969	Larry Krause	251-1325
1970	Jim Maier	227-1312
1971	Bill Mommaerts	109-547
1972	Gary Hilbert	71-194
1973	Greg Fisher	132-319
1974	Mike Rydzon	92-308
1975	Mike Rydzon	101-364
1976	Mike Rydzon	135-482
1977	Jeff Wyman	98-271
1978	Joe Hoerning	125-574
1979	Tom Janssen	119-331
1980	Joe Hoerning	178-795
1981	Doug Hutchison	75-204
1982	Kelly Englebert	118-396
1983	Doug Hutchison	97-443
1984	Rick Hearden	89-331
1985	Brian Morgan	164-588
1986	Brian Morgan	110-398
1987	Tom Guetzloff	98-417
1988	Dave Fitzpatrick	168-604
1989	Tom Guetzloff	174-778
1990	Dave Fitzpatrick	183-656
1991	Jon Wadzinski	158-766
1992	Jon Wadzinski	197-830
1993	Jon Wadzinski	143-550
1994	Pat Rusch	231-1149
1995	Pat Rusch	222-1017
1996	Dan Luedtke	95-469
1997	Dan Luedtke	102-394
1998	Matt O'Grady	192-804
1999	Jason Augustynowicz	128-698
2000	Matt O'Grady	208-1463
2001	Jason Augustynowicz	217-1275
2002	Alec Getschow	140-608
2003	Aljay Wren	219-1305
2004	Casey Meehan	222-1286
2005	Casey Meehan	186-1108
2006	A.J. Phillips	142-609
2007	A.J. Phillips	175-721

### Passing

Year	Player	Com-Att	Yards
1954	Dick McMillin	31-99	587
1955	Dick McMillin	51-98	567
1956	Dick McMillin	45-93	783
1957	Norm Jarock	13-39	252
1958	Ron Newhouse	104-211	1310
1959	Ron Newhouse	51-123	663
1960	Larry Buch	52-128	852
1961	Louis Distelzweig	43-88	447
1962	Chuck Hoch	52-107	781
1963	Chuck Hoch	55-104	821
1964	Chuck Hoch	53-132	692
1965	Gary Camps	55-146	785
1966	Steve Wilmet	65-138	1035
1967	Steve Wilmet	66-130	806
1968	Steve Wilmet	70-148	1071
1969	Joe Kretz	67-140	861
1970	Doug Waitrovich	60-122	681
1971	Doug Waitrovich	76-187	999
1972	Doug Waitrovich	45-116	479
1973	Remy Stephenson	66-160	941
1974	Remy Stephenson	96-209	1131
1975	Remy Stephenson	78-148	1370
1976	Mark Tonn	60-156	1186
1977	Greg Cavanaugh	141-274	1633
1978	Greg Cavanaugh	148-290	1457
1979	Greg Cavanaugh	90-203	1035
1980	Greg Cavanaugh	110-212	1317
1981	Mike Van Alstine	35-89	431
1982	Pat Sullivan	72-145	793
1983	Pat Sullivan	128-256	1881
1984	Kurt Rotherham	97-182	1467
1985	Kurt Rotherham	138-273	1641
1986	Kurt Rotherham	178-308	1908
1987	Greg Vanderfin	83-175	1232
1988	Greg Vanderfin	90-187	1058
1989	Greg Vanderfin	136-262	1634
1990	Greg Vanderfin	114-228	1436
1991	Pat Brown	85-170	1002
1992	Steve Stratton	72-133	907
1993	Steve Stratton	101-179	1379
1994	Steve Stratton	80-137	900
1995	Bill Bierowski	40-106	352
1996	Dan Luedtke	85-197	1402
1997	Dan Luedtke	80-172	1134
1998	Tim Pierret	82-166	1297
1999	Tim Pierret	151-283	2316
2000	Luke Ott	150-277	2235
2001	Luke Ott	170-274	2413
2002	Ryan Hartman	178-291	2153
2003	Ryan Hartman	203-332	2391
2004	Ryan Hartman	173-310	2483
2005	Cody Craig	141-233	1993
2006	Cody Craig	162-286	2379
2007	Cody Craig	199-338	2755

### Receiving

Year	Player	No-Yds
1950	Pat Smithwick	30-449
1951-57	unavailable	
1958	Dennis Penza	38-563
1959	Jim Coenen	22-405
1960	Dave Stolp	9-166
1961	unavailable	
1962	Pat Pavelski	15-261
1963	Jim Zabransky	19-327
1964	Jim Zabransky	14-199
1965	Art Fisher	16-240
1966	Jim Schleis	22-388
1967	Jim Schleis	26-424
1968	Jim Schleis	35-607
1969	Jim Beaver	31-418
1970	Jim Beaver	26-335
1971	Carl Haese	30-311
1972	Greg Benesh	18-257
1973	Tim Gillespie	31-486
1974	Tim Gillespie	40-455
1975	Greg Benesh	38-972
1976	Greg Rotherham	32-795
1977	Greg Rotherham	61-1028
1978	Don Noskowiak	34-524
1979-80	unavailable	
1981	Greg Eiting	27-408
1982	Greg Eiting	32-346
1983	Steve Heim	52-1127
1984	Steve Heim	49-979
1985	Brian Higgins	38-546
1986	Rod Bohm	39-513
1987	Mike Whitehouse	56-910
1988	Mike Whitehouse	65-920
1989	Mike Whitehouse	73-1132
1990	Pat Lamirande	40-533
1991	Pat Lamirande	31-407
1992	Pat Lamirande	34-491
1993	Todd Bierowski	51-760
1994	Todd Bierowski	46-553
1995	Vince Propson	20-217
1996	Chris Walton	29-545
1997	Brian Kuhar	29-441
1998	Tim Kelly	27-570
1999	Mike Krueger	30-533
2000	Mike Lynn	30-589
2001	Dave Archibald	39-630
2002	Dave Archibald	28-393
2003	Seth Schussler	43-622
2004	T.J. George	52-856
2005	T.J. George	45-736
2006	Judd O'Connell	49-942
2007	Judd O'Connell	65-1216

# ALL-MIDWEST CONFERENCE

## Midwest Conference Offensive Player of the Year

1999 – Tim Pierret  
2000 – Matt O'Grady  
2001 – Jason Augustynowicz  
2004 – Ryan Hartman  
2007 – Cody Craig

## Midwest Conference Defensive Player of the Year

2000 – Jeremiah Janssen  
2001 – Jeremiah Janssen  
2006 – Brendan O'Malley  
2007 – Jay Arndt

## Midwest Conference Coach of the Year

1999 – Jim Purtill  
2003 – Jim Purtill  
2006 – Jim Purtill  
2007 – Jim Purtill

## All-Time Football All-Midwest Conference

### First Team

#### 1984

Joe Blatz, offensive line  
Bill Costello, defensive end  
Steve Heim, wide receiver  
Terry McBride, linebacker  
Tony Teske, center  
Karl Zacharias, punter

#### 1985

Jack Arends, defensive line  
Joe Blatz, offensive line  
Mark Binder, running back  
Andy Drwila, defensive line  
Brian Higgins, tight end  
Jim Kerr, defensive back  
Kurt Rotherham, quarterback  
John Simonaitis, defensive end  
Tony Teske, center  
Karl Zacharias, kicker

#### 1986

Jack Arends, linebacker  
Tom Larsen, defensive back  
Tony Teske, center  
Karl Zacharias, punter

#### 1987

Mark Binder, running back  
Joe Haselwander, defensive back  
Matt Lang, defensive end  
Pat O'Neill, center  
Tom Schroeder, offensive line  
Trevor Vannieuwenhoven, defensive line  
Mike Whitehouse, wide receiver  
John Winckler, linebacker  
Karl Zacharias, kicker  
Karl Zacharias, punter

#### 1988

Dave Fitzpatrick, running back  
Tom Guetzloff, running back  
Jim Guy, defensive end  
Richard Knuth, defensive line  
John Menard, offensive line  
Pat O'Neill, center  
Stu Schneider, offensive line  
Greg Vanderfin, quarterback  
Matt VanderWoude, linebacker  
John Whitehouse, linebacker  
Mike Whitehouse, wide receiver

#### 1989

Craig Barrett, defensive end  
Andy Bloechl, defensive line  
Mike Bonk, defensive back  
Bill Gilles, defensive line  
Tom Guetzloff, running back  
Steve Keller, offensive line  
Chris Puerling, defensive back  
Greg Vanderfin, quarterback  
Matt VanderWoude, linebacker  
Mike Whitehouse, wide receiver  
Kurt Zacharias, offensive line

#### 1990

Craig Barrett, defensive end  
Andy Bloechl, defensive line  
Mike Bonk, defensive back  
Robb Koseor, linebacker  
Dave Lindsley, tight end  
Bob Smits, offensive line

#### 1991

Mike Klevenow, defensive line  
Robb Koseor, linebacker  
Dave Lindsley, tight end  
Jerry Noskowiak, defensive back  
Bob Smits, offensive line  
Mike Ratajczak, defensive end  
Jon Wadzinski, running back

#### 1992

John Bastuga, kicker  
Kevin Dugan, defensive end  
Chris Giese, offensive line  
Jon Wadzinski, running back

#### 1993

Dave Adams, defensive back  
Todd Bierowski, wide receiver  
Brian Bunkelman, offensive line  
Kevin Dugan, defensive end

#### 1994

Paul Abts, defensive end  
Dan Alsteen, linebacker  
Todd Bierowski, wide receiver  
Matt Bumgardner, offensive line  
Mike Doyle, defensive back  
Matt Mueller, offensive line  
Steve Neville, defensive line  
Pat Rusch, running back  
Tollef Wienke, linebacker

#### 1995

Dan Alsteen, linebacker  
Matt Bumgardner, offensive line  
Ryan Glor, defensive back  
Steve Neville, defensive line  
Pat Rusch, running back

#### 1996

Dan Alsteen, linebacker  
Matt Bumgardner, offensive line  
Jason Joanis, defensive back  
Ken Marzec, kicker

#### 1997

Brian Kuhar, wide receiver  
Jason Liegl, defensive back  
Matt Mueller, offensive line  
Steve Sturm, defensive back  
Tony Wied, defensive specialist

#### 1998

Jason Piurkowski, linebacker  
Steve Sturm, defensive back  
Dave Vandenboom, defensive end

#### 1999

Andy Berto, defensive line  
Brendan Byrne, offensive line  
Jeremiah Janssen, linebacker  
Tim Pierret, quarterback  
Jason Piurkowski, linebacker  
Steve Sturm, defensive back

#### 2000

Chad Blahnik, punter  
Chris Diedrich, defensive line  
Jeremy Jackson, offensive line  
Jeremiah Janssen, linebacker  
Matt O'Grady, running back  
Kevin O'Malley, offensive line  
Eddie Obermueller, defensive back  
Luke Ott, quarterback  
Jason Thorn, defensive line

#### 2001

Jason Augustynowicz, running back  
Jeremy Jackson, offensive line  
Jeremiah Janssen, linebacker  
Kevin O'Malley, offensive line  
Luke Ott, quarterback

#### 2002

Jeremy Jackson, offensive line  
Joe Masciopinto, defensive back  
Joe Masciopinto, return specialist  
Brett Meach, offensive line  
Kevin O'Malley, offensive line

#### 2003

Luke Allison, linebacker  
Chris Koonce, defensive line  
Paul Lukowski, defensive back  
Joe Masciopinto, defensive back  
Joe Masciopinto, return specialist  
Nik Osol, offensive line  
Sean Rierdon, offensive line  
Seth Schussler, tight end  
Aljay Wren, running back

#### 2004

Ben Creamer, linebacker  
T.J. George, wide receiver  
Ryan Hartman, quarterback  
Bob Latterman, defensive line  
Casey Meehan, running back  
Casey Rentmeester, defensive back  
Sean Rierdon, offensive line  
Jim Ziebka, offensive line

#### 2005

Ben Baker, defensive line  
Mark Callahan, offensive line  
Bob Forstrom, punter  
T.J. George, wide receiver  
Casey Meehan, running back  
Brendan O'Malley, linebacker

#### 2006

Jay Arndt, defensive line  
Nick Breisch, defensive back  
Bob Forstrom, kicker  
Bob Forstrom, punter  
Sam Koerner, offensive line  
Steve Kraft, defensive back  
Shawn Nett, offensive line  
Judd O'Connell, wide receiver  
Josh O'Connor, running back  
Brendan O'Malley, linebacker

#### 2007

Jay Arndt, defensive line  
Cody Craig, quarterback  
Tony Krogman, offensive line  
Shawn Nett, offensive line  
Alex Noskowiak, linebacker  
Judd O'Connell, wide receiver  
A.J. Phillips, running back  
A.J. Phillips, return specialist

### Second Team

#### 1992

Pat Lamirande, wide receiver  
Jerry Noskowiak, defensive back  
Steve Renikow, defensive back

#### 1993

Tom Benkowski, return specialist  
Joe Novotny, wide receiver  
Steve Stratton, quarterback  
Jon Wadzinski, running back

#### 1994

Kyle Ladish, return specialist  
Steve Stratton, quarterback  
Mike Wertel, defensive back

#### 1995

Tony Lagowski, defensive end  
Matt Mueller, offensive line  
Vince Propson, tight end

#### 1996

Tony Lagowski, defensive line  
Dan Luedtke, quarterback  
Ben Merigold, linebacker  
Matt Mueller, offensive line  
Tony Wied, defensive specialist

#### 1997

Andy Berto, defensive line  
Ryan Glor, defensive back  
Dan Luedtke, quarterback  
Ben Merigold, linebacker  
Pat Sheehan, defensive line  
Dave Vandenboom, defensive end

#### 1998

Steve Sturm, punter

#### 1999

Jason Augustynowicz, running back  
Josh Gehl, linebacker  
Mike Krueger, wide receiver  
Jason Leigl, defensive back  
Jason Thorn, defensive line

#### 2000

Chad Blahnik, defensive line  
Dwensel Petty, linebacker  
Mark Schmitz, tight end

#### 2001

Chris Koonce, defensive line  
James Gallagher, defensive specialist  
Mark Schmitz, tight end

#### 2002

Ben Creamer, linebacker  
Chris Griffin, kicker  
Luke Hansen, defensive back

#### 2003

Ben Creamer, linebacker  
Ryan Hartman, quarterback  
Brett Meach, offensive line  
Matt Stoehr, defensive back  
Kyle Thompson, wide receiver

#### 2004

Bob Forstrom, kicker  
Bill Harrison, linebacker  
Ryan Napralla, defensive line  
Matt Stoehr, defensive back

#### 2005

Dan Dohr, linebacker  
Dustin Willette, offensive line  
Jim Witt, offensive line

#### 2006

Zach Behnke, defensive specialist  
Dan Dohr, linebacker  
Chris Hironimus, offensive line  
John Laughrin, tight end  
Donald Norwick, defensive line  
A.J. Phillips, return specialist  
A.J. Phillips, running back  
Seth Schussler, defensive line

#### 2007

Dan Dohr, linebacker  
Steve Kraft, defensive back  
Tim Mueller, offensive line  
John Rappel, defensive back

### Honorable Mention

#### 1984

Kevin Beams, offensive line  
Jim Kerr, defensive back  
Kurt Rotherham, quarterback  
Jim Simonaitis, linebacker

#### 1985

Kevin Beams, offensive line  
Bob Bridgman, defensive back  
Brian Morgan, running back

#### 1986

Trevor Vannieuwenhoven, defensive line  
Karl Zacharias, kicker

#### 1987

Don Birmingham, running back  
Stu Schneider, offensive line  
John Whitehouse, linebacker

#### 1988

Greg Haselwander, defensive back  
Mike Whitehouse, kicker

#### 1989

Dave Lindsley, punter  
Stu Schneider, offensive line

#### 1990

Dave Fitzpatrick, running back  
Rick Kinnard, offensive line  
Greg Vanderfin, quarterback

#### 1991

John Bastuga, kicker  
Pat Brown, quarterback

#### 1998

Sean Harrington, defensive line  
Josh Gehl, linebacker  
Tim Kelly, wide receiver  
Scott Kwaterski, defensive specialist  
Jason Leigl, defensive back  
Ken Marzec, kicker  
Ben Merigold, linebacker  
Matt O'Grady, running back  
Tim Pierret, quarterback

#### 1999

Matt Hanson, running back  
Matt O'Grady, running back

#### 2000

Matt Hanson, running back  
Scott Kwaterski, defensive specialist  
Mike Lynn, wide receiver

#### 2001

Dave Archibald, wide receiver  
James Gallagher, linebacker  
Chris Griffin, kicker  
Jason Housh, defensive line  
Nick Llanas, wide receiver

#### 2002

Dave Archibald, wide receiver  
Alec Getschow, running back  
Ryan Hartman, quarterback  
Chris Koonce, defensive line  
Nick Llanas, wide receiver  
Ryan Reader, defensive line  
Ryan Reigle, offensive line

#### 2003

Casey Meehan, running back  
Casey Rentmeester, defensive back  
Dave Sexton, defensive line  
Nick Zvara, tight end

#### 2004

Tony Mendina, defensive back  
Josh O'Connor, running back  
Anthony Triner, defensive back

#### 2005

Nick Breisch, defensive back  
Kyle Friederichs, defensive back  
Darrin Higgs, defensive line  
Josh O'Connor, running back  
A.J. Phillips, return specialist

#### 2006

Cody Craig, quarterback  
Teddy Fleming, defensive back  
Kyle Friederichs, defensive back  
Alec Getschow, running back

#### 2007

Nick Albert, wide receiver  
Jon Herger, defensive line  
Joe Kandravi, running back  
Scott Wuensch, linebacker

# ALL-TIME COACHING RECORDS



**Jack Malevich**  
(1931-33, 4-9-3, .344)

Year	W-L-T	PF	PA	Home	Away
1931	2-2-1	52	41	1-0-1	1-2
1932	2-2-1	25	69	2-1	0-1-1
1933	0-5-1	13	80	0-2	0-3-1



**Mickey McCormick**  
(1934-42, 32-26-8, .545)

Year	W-L-T	PF	PA	Home	Away
1934	1-4-2	31	86	1-0-2	0-4
1935	3-1-4	51	39	1-0-2	2-1-2
1936	7-1	176	44	3-0	4-1
1937	5-2	111	54	0-2	5-0
1938	4-3	73	51	2-2	2-1
1939	2-4-1	60	97	2-1-1	0-3
1940	3-3-1	101	64	2-1	1-2-1
1941	6-2	83	32	3-1	3-1
1942	1-6	19	118	0-2	1-4

Football was discontinued during World War II



**Tom Hearden**  
(1946-52, 40-14, .741)

Year	W-L-T	PF	PA	Home	Away
1946	8-0	223	26	3-0	5-0
1947	7-1	134	53	5-0	2-1
1948	4-5	196	115	2-1	2-4
1949	4-4	176	145	2-2	2-2
1950	7-0	188	53	5-0	2-0
1951	4-4	183	111	2-1	2-3
1952	6-0	95	20	4-0	2-0



**Mel Nicks**  
(1953-59, 28-26-3, .518)

Year	W-L-T	PF	PA	Home	Away
1953	4-4	125	120	2-2	2-2
1954	3-4-1	123	123	1-2-1	2-2
1955	2-5-1	128	165	1-1-1	1-4
1956	8-1	260	132	4-0	4-1
1957	8-0	250	84	3-1	4-1
1958	3-6	170	206	2-2	1-4
1959	0-6-1	101	184	0-4	0-2-1



**Howard "Chick" Kolstad**  
(1960-78, 96-76-5, .556)

Year	W-L-T	PF	PA	Home	Away
1960	4-4-1	158	172	3-0-1	1-4
1961	7-2	171	84	3-1	4-1
1962	7-2	264	121	4-0	3-2
1963	6-3	206	177	4-1	2-2
1964	5-2-2	191	105	3-0-1	4-1
1965	6-3	195	130	4-1	2-2
1966	7-1-1	206	90	3-0-1	4-1
1967	5-4	171	91	4-1	1-3
1968	6-2-1	220	110	4-0-1	2-2

Kolstad, continued on top

## Kolstad, continued

1969	5-4	250	186	2-2	3-2
1970	6-3	232	150	3-1	3-2
1971	5-5	131	200	4-1	1-4
1972	4-5	77	160	1-4	3-1
1973	4-5	133	141	4-0	0-5
1974	8-2	145	129	4-1	4-1
1975	6-4	244	241	3-1	3-3
1976	2-8	99	339	2-2	0-6
1977	0-10	92	313	0-5	0-5
1978	3-7	188	211	2-1	1-4

**Larry Van Alstine**  
(1979-82, 10-28, .263)

Year	W-L-T	PF	PA	Home	Away
1979	1-9	129	226	1-4	0-5
1980	3-6	160	201	3-2	0-4
1981	2-7	83	163	2-1	1-5
1982	4-6	131	205	2-3	2-3



**Don LaViolette**  
(1983-93, 59-43-1, .578)

Year	W-L-T	PF	PA	Home	Away
1983	3-7	151	273	2-5	1-2
1984	6-2	188	124	2-2	4-0
1985	6-2-1	207	113	3-1	3-1-1
1986	3-6	185	196	2-2	1-4
1987	7-3	273	169	3-1	3-1-1
1988	8-2	275	138	5-0	3-2
1989	8-3	289	184	4-1	4-2
1990	4-5	172	166	2-2	2-3
1991	4-5	114	117	3-2	1-3
1992	4-5	177	175	3-1	1-4
1993	6-3	261	234	3-2	3-1



**Greg Quick**  
(1994-98, 21-25, .457)

Year	W-L-T	PF	PA	Home	Away
1994	6-3	232	208	3-1	3-2
1995	1-8	162	277	1-4	0-4
1996	5-4	194	204	2-2	3-2
1997	4-5	239	239	3-2	1-3
1998	5-5	255	222	2-3	3-2



**Jim Purtill**  
(1999-Present, 86-13, .867)

Year	W-L-T	PF	PA	Home	Away
1999	9-2	392	244	4-1	5-1
2000	10-1	392	144	5-0	5-1
2001	8-2	382	213	5-0	3-2
2002	9-1	424	199	4-1	5-0
2003	11-1	429	193	6-0	5-1
2004	9-2	455	228	5-0	4-2
2005	8-2	381	196	3-2	5-0
2006	10-1	422	168	5-0	5-1
2007	10-1	420	207	5-1	5-0





## SNC Football Yearly Statistics

	2007	2006	2005	2004	2003	2002	2001	2000	1999	1998	1997	1996	1995	1994	1993	1992	1991	1990	1989	1988	1987	1986	1985	1984	1983
Overall Record	10-1	10-1	8-2	9-2	11-1	9-1	8-2	10-1	9-2	5-5	4-5	5-4	1-8	6-3	6-3	4-5	4-5	4-5	8-3	8-2	7-3	3-6	6-2-1	6-2	3-7
Midwest Conference Record	9-0	9-0	8-1	9-0	9-0	8-1	7-1	9-0	9-0	5-4	4-3	5-2	1-6	4-1	3-2	3-2	3-2	4-2	6-0	6-0	7-1	3-4	6-1-1	6-1	----
Home Record	5-1	5-0	3-2	5-0	6-0	4-1	5-0	5-0	4-1	2-3	3-2	2-2	1-4	3-1	3-2	3-1	3-2	2-2	4-1	5-0	3-1	2-2	3-1	2-2	2-5
Road Record	5-0	5-1	5-0	4-2	5-1	5-0	3-2	5-0	5-1	3-3	1-3	3-2	0-4	3-2	3-1	1-4	1-3	2-3	4-2	3-2	4-2	1-4	3-1-1	4-0	1-2
Home Attendance	9702	7187	7982	8751	7739	11315	9046	10167	6864	6645	3864	5077	8288	7176	7343	6063	4727	5011	10121	5263	4744				
Scoring	420	422	381	455	429	424	362	378	358	255	239	194	162	232	261	177	114	172	289	275	273	185	207	188	151
Points Per Game	38.2	38.4	38.1	41.4	35.8	42.4	40.2	37.8	35.8	25.5	26.5	21.6	18.8	25.8	29.0	19.7	12.6	19.1	26.3	27.5	27.3	20.6	23.0	23.1	15.1
First Downs	221	181	209	252	277	203	210	209	217	169	139	146	136	179	147	150	135	142	209	180	151	152	178	153	158
Rushing	83	78	105	118	143	90	87	101	94	103	81	75	99	118	70	107	80	88	126	84	84	46	89	71	----
Passing	129	97	87	118	124	99	112	94	111	56	49	58	24	53	67	38	45	47	72	82	55	95	80	74	----
Penalty	9	6	17	16	10	14	11	14	12	10	9	13	13	8	10	5	10	7	11	14	12	11	9	8	----
Net Rushing Yards	1456	1534	2017	2477	2587	1641	1806	2203	1832	1931	1643	1401	1844	2276	1354	1748	1389	1388	1776	1728	1566	898	1530	1044	694
Rushing Attempts	433	407	414	504	566	416	384	413	420	511	376	380	470	528	382	480	423	430	534	453	424	321	443	386	300
Average Per Rush	3.4	3.8	4.9	4.9	4.6	3.9	4.7	5.3	4.4	3.8	4.4	3.7	3.9	4.3	3.5	3.6	3.3	3.2	3.3	3.8	3.7	2.8	3.4	2.7	2.3
Average Per Game	132.4	139.5	201.7	225.2	215.6	164.1	200.7	220.3	183.2	193.1	182.6	155.7	204.9	252.9	150.4	194.2	154.3	154.2	161.5	172.8	156.6	99.8	170.0	130.5	69.4
TD's Rushing	24	28	26	37	25	28	24	27	24	22	21	14	16	24	19	15	13	16	25	20	18	14	21	15	4
Net Passing Yards	2865	2414	2168	2767	2674	2326	2624	2332	2509	1429	1331	1579	534	1072	1796	980	1023	1507	1912	2055	1511	1842	1772	1954	2573
Completions	206	164	151	190	221	192	183	159	165	97	91	96	58	91	130	78	90	118	162	171	103	183	145	135	190
Attempts	359	293	259	347	375	318	299	290	314	197	205	240	147	169	262	159	178	235	318	338	230	320	290	256	380
Completion Percentage	57.4%	55.9%	58.3%	54.7%	58.9%	60.4%	61.2%	54.8%	52.5%	49.5%	44.4%	40.0%	39.5%	53.8%	49.6%	49.1%	51.0%	50.2%	51.0%	50.4%	48.0%	57.1%	50.0%	52.0%	50.0%
Average Per Catch	13.9	14.7	14.4	14.6	12.1	12.1	14.3	14.7	15.2	14.7	14.6	16.4	9.2	11.8	13.8	12.6	11.4	11.3	11.9	6.1	14.7	10.8	12.2	14.5	13.5
Average Per Game	260.5	219.5	216.8	251.5	222.8	232.6	291.6	233.2	250.9	142.9	147.9	175.4	59.3	119.1	199.6	108.9	113.7	167.4	173.8	205.5	151.1	220.2	196.8	244.8	257.3
TD's Passing	30	20	21	22	29	24	21	20	26	11	9	9	2	5	16	10	2	6	12	16	16	10	7	10	11
Had Intercepted	13	16	12	10	19	11	11	9	7	2	15	13	6	5	7	12	10	9	13	14	15	13	10	10	26
Total Offense	4321	3948	4185	5244	5261	3967	4430	4535	4341	3360	2874	2980	2378	3348	3150	2728	2412	2897	3688	3783	3077	2780	3302	3003	3267
Total Plays	792	700	673	851	941	734	683	703	734	707	581	620	617	697	645	639	601	665	852	791	654	641	733	642	680
Average Per Play	5.5	5.6	6.2	6.2	5.6	5.4	6.5	6.5	5.9	4.8	5.1	4.8	3.9	4.8	4.9	4.3	4.0	4.4	4.3	4.8	4.7	4.3	4.5	4.6	4.8
Average Per Game	392.8	358.9	418.5	476.7	438.4	396.7	492.2	453.5	434.1	336.0	330.4	331.2	264.2	372.0	350.0	303.1	268.0	321.9	244.4	378.3	307.7	308.9	366.8	375.4	326.17
Kick Returns (No.-Yards)	41-790	33-665	35-726	45-852	35-655	35-877	20-489	23-557	35-680	37-636	36-754	34-564	47-949	40-680	42-886	29-533	25-1349	31-463	34-484	26-453	34-673	34-689	17-288	26-384	38-592
Average Per Return	19.3	20.2	20.7	18.9	18.7	25.1	24.5	24.2	19.4	17.2	20.9	16.6	20.2	17.0	21.1	18.4	13.5	14.9	14.2	17.4	19.8	20.3	16.9	14.8	15.6
Punt Returns (No.-Yards)	31-368	39-480	25-375	28-278	34-320	35-544	27-328	30-216	32-120	36-312	13-110	18-166	10-68	17-97	23-269	16-149	28-170	17-104	34-495	61-339	16-94	21-183	28-240	25	28-145
Average Per Return	11.9	12.3	15.0	9.9	9.4	15.5	12.1	10.9	3.8	8.7	8.5	9.2	6.8	5.7	11.7	9.3	6.1	6.1	14.6	5.5	5.8	8.7	8.5	----	5.2
INT. Returns (No.-Yards)	20-336	23-476	22-210	16-127	24-170	18-150	10-128	17-190	11-193	10-93	14-104	11-203	----	----	----	----	----	----	----	----	----	----	----	----	----
Penalties-Yards	97-793	94-819	82-887	99-961	104-897	75-715	58-528	75-668	71-635	73-662	75-593	71-574	41-372	49-341	67-494	46-355	46-340	55-467	67-566	59-561	50-446	56-479	49-357	40-327	58-543
Average Per Game	72.1	74.5	88.7	87.4	74.8	71.5	52.8	60.7	57.7	66.2	65.9	63.8	41.3	37.9	54.9	39.4	37.7	51.8	62.9	56.1	44.6	53.2	39.6	40.9	54.3
Fumbles-Lost	21-12	16-10	17-10	17-12	18-10	18-10	17-12	18-14	18-10	25-14	16-9	21-11	24-14	27-12	25-13	12-4	18-13	13-8	25-13	19-7	12-8	9-5	23-11	21-11	20-11
Punts-Yards	49-1898	39-1422	37-1447	48-1645	46-1588	42-1491	30-998	41-1509	56-1912	74-2650	50-1695	53-1717	42-1423	38-327	52-1783	46-1628	59-1790	57-1749	72-2486	64-2067	51-1975	49-1923	56-1996	42-1418	54-1887
Average Per Punt	38.7	36.5	39.1	34.3	34.5	35.5	33.3	36.8	34.1	35.8	33.9	32.4	33.9	28.6	34.3	35.4	30.3	30.6	34.5	32.3	38.7	39.3	35.6	33.7	34.9
3rd Down Conv.	59/152	51/133	53/128	58/157	80/184	71/152	53/126	44/127	57/143	48/150	50/125	48/132	44/132	73/156	51/119	54/118	----	----	----	----	----	----	----	----	----
3rd Down Percentage	39%	38%	41.0%	37%	43%	47%	42%	35%	40%	47%	42%	36%	33%	47%	43%	46%	----	----	----	----	----	----	----	----	----
4th Down Conv.	19/33	15/29	9/18	13/25	15/31	12/21	12/21	11/25	11/22	8/18	4/12	8/13	14/34	14/24	13/23	15/34	----	----	----	----	----	----	----	----	----
4th Down Percentage	58%	52%	50.0%	52%	48%	57%	57%	44%	50%	44%	33%	62%	41%	58%	57%	44%	----	----	----	----	----	----	----	----	----
Sacks By-Yards	21-128	20-144	12-101	33-218	34-415	33-215	27-150	41-276	34-198	25-148	12-82	20-141	11-79	18	24	19	29	31	30	24	29	28	15	14	12

## Opponents Football Yearly Statistics

	2007	2006	2005	2004	2003	2002	2001	2000	1999	1998	1997	1996	1995	1994	1993	1992	1991	1990	1989	1988	1987	1986	1985	1984	1983
Scoring	207	168	196	228	193	199	186	115	205	222	239	204	277	208	234	175	117	166	184	136	165	196	113	124	273
Points Per Game	18.8	15.3	19.6	20.7	16.1	19.9	20.7	11.5	20.5	22.2	26.5	22.7	30.8	23.1	26.0	19.4	13.0	18.4	16.7	13.6	16.5	21.8	12.5	15.5	27.3
First Downs	202	178	184	168	204	171	156	164	180	157	187	187	156	150	144	127	118	112	162	115	160	175	129	114	148
Rushing	83	83	89	61	60	57	35	66	71	78	124	99	95	77	84	76	75	53	70	39	84	94	60	51	----
Passing	97	78	83	80	116	98	109	87	94	65	52	73	50	63	52	39	36	52	78	56	65	68	57	57	----
Penalty	22	17	12	27	28	16	12	11	15	14	11	15	11	10	8	12	7	7	14	20	11	13	12	6	----
Net Rushing Yards	1496	1354	1538	1126	797	1104	719	940	1049	1399	2209	2003	1863	1654	1716	1542	1264	860	1401	697	1497	1750	1080	817	1399
Rushing Attempts	458	418	414	388	404	392	307	387	399	429	486	429	378	361	410	369	389	348	416	333	463	444	362	298	459
Average Per Rush	3.3	3.2	3.7	2.7	2.0	2.8	2.3	2.4	2.6	3.3	4.5	4.7													



# ALL-TIME RESULTS

## 1931 (2-2-1)

Date	Opponent (Site)	Result
S 26	UW-Oshkosh (Oshkosh)	W 6-2
O 3	UW-Stevens Point (Stevens Point)	L 26-2
O 10	St. Mary's, Minn. (Winona, Minn.)	L 13-6
O 24	Marquette Freshmen (De Pere)	T 0-0
N 7	UW-Platteville (De Pere)	W 38-0

## 1932 (2-2-1)

Date	Opponent (Site)	Result
S 24	UW-Oshkosh (De Pere)	W 13-7
O 1	Lawrence (Appleton)	T 0-0
O 7	St. Mary's, Minn. (Green Bay)	L 25-0
O 29	UW-Whitewater (Whitewater)	L 12-0
N 5	UW-Stevens Point (Green Bay)	W 13-12

## 1933 (0-5-1)

Date	Opponent (Site)	Result
S 23	UW-Oshkosh (Oshkosh)	T 0-0
O 7	UW-Stevens Point (Stevens Point)	L 22-0
O 14	UW-Oshkosh (De Pere)	L 6-0
O 21	Lawrence (Appleton)	L 14-0
O 28	UW-Milwaukee (Milwaukee)	L 18-7
N 10	UW-Whitewater (De Pere)	L 20-6

## 1934 (1-4-2)

Date	Opponent (Site)	Result
S 22	UW-Oshkosh (De Pere)	T 0-0
S 29	Lawrence (Appleton)	L 14-0
O 6	Michigan Tech (De Pere)	L 13-0
O 20	UW-Oshkosh (Oshkosh)	L 13-6
O 27	UW-Whitewater (Whitewater)	L 25-6
N 4	Jordan (Marinette)	L 21-7
N 10	UW-Milwaukee (Milwaukee)	W 14-13

## 1935 (3-1-4)

Date	Opponent (Site)	Result
S 21	UW-Oshkosh (De Pere)	T 12-12
S 28	UW-Stevens Point (Stevens Point)	L 13-0
O 5	Michigan Tech (De Pere)	W 13-0
O 12	Lawrence (Appleton)	T 0-0
O 19	Carroll (Waukesha)	W 7-0
O 26	UW-Milwaukee (Milwaukee)	W 12-7
N 3	Jordan (De Pere)	T 0-0
N 10	St. Viator (Arlington Heights, Ill.)	T 7-7

## 1936 (7-1)

Date	Opponent (Site)	Result
S 19	St. Mary's, Minn. (De Pere)	W 32-0
S 26	Carroll (Waukesha)	L 19-6
O 3	Michigan Tech (Houghton, Mich.)	W 46-0
O 18	Jordan (Marinette)	W 25-0
O 24	UW-Stevens Point (Stevens Point)	W 9-0
O 31	UW-Milwaukee (De Pere)	W 20-6
N 7	St. Viator (De Pere)	W 9-7
N 14	UW-Oshkosh (Oshkosh)	W 19-12

## 1937 (5-2)

Date	Opponent (Site)	Result
S 18	St. Mary's, Minn. (Winona, Minn.)	W 20-7
S 25	UW-Stevens Point (Stevens Point)	W 7-0
O 2	UW-Milwaukee (Milwaukee)	W 18-7
O 9	Carroll (Waukesha)	L 14-7
O 16	Gustavus Adolphus (De Pere)	L 19-14
N 6	St. Viator (Arlington Heights, Ill.)	W 12-7
N 13	Michigan Tech (De Pere)	W 33-0

## 1938 (4-3)

Date	Opponent (Site)	Result
S 24	St. John's, Minn. (De Pere)	W 28-6
O 1	Michigan Tech (Houghton, Mich.)	W 13-0
O 7	South Dakota State (De Pere)	W 9-0
O 16	St. Benedict, Kan. (De Pere)	L 25-6
O 28	UW-Milwaukee (Milwaukee)	W 13-0
N 5	Carroll (Waukesha)	L 6-0
N 12	Gustavus Adolphus (De Pere)	L 14-6

## 1939 (2-4-1)

Date	Opponent (Site)	Result
S 23	Wheaton, Ill. (De Pere)	T 0-0
S 30	St. John's, Minn. (Collegeville, Minn.)	L 26-6
O 15	St. Benedict, Kan. (Atchison, Kan.)	L 28-6
O 21	Michigan Tech (De Pere)	W 20-0
O 28	Gustavus Adolphus (De Pere)	L 13-2
N 7	Carroll (De Pere)	W 13-12
N 15	St. Joseph, Ind. (Rensselaer, Ind.)	L 18-13

## 1940 (3-3-1)

Date	Opponent (Site)	Result
S 21	Wheaton, Ill. (De Pere)	W 31-14
S 27	South Dakota State (Brookings, S.D.)	L 6-0
O 5	Gustavus Adolphus (De Pere)	W 26-7
O 19	Carroll (Waukesha)	W 26-10
O 26	UW-Milwaukee (Milwaukee)	L 14-12
N 3	St. Ambrose (Davenport, Iowa)	L 7-0
N 10	St. Joseph, Ind. (De Pere)	T 6-6

## 1941 (6-2)

Date	Opponent (Site)	Result
S 26	Gustavus Adolphus (St. Peter, Minn.)	W 14-6
O 3	Camp Grant (Camp Grant, Ill.)	L 7-0
O 11	UW-Milwaukee (De Pere)	W 28-6
O 18	Michigan Tech (De Pere)	W 25-0
O 25	Carroll (De Pere)	W 7-0
N 2	St. Ambrose (Davenport, Iowa)	W 7-0
N 9	St. Joseph, Ind. (De Pere)	L 10-0
N 16	Loras (Dubuque, Iowa)	W 18-3

## 1942 (1-6)

Date	Opponent (Site)	Result
O 3	Gustavus Adolphus (De Pere)	L 2-0
O 11	St. Ambrose (Davenport, Iowa)	L 26-0
O 17	Michigan Tech (Houghton, Mich.)	W 7-0
O 24	Carroll (Waukesha)	L 13-6
O 31	Loras (De Pere)	L 18-0
N 8	St. Joseph, Ind. (De Pere)	L 19-0
N 14	Camp Grant (Camp Grant, Ill.)	L 40-6

## 1946 (8-0)

Date	Opponent (Site)	Result
S 21	UW-Stevens Point (Stevens Point)	W 54-0
S 28	UW-Whitewater (De Pere)	W 19-12
O 12	UW-Oshkosh (Oshkosh)	W 39-0
O 19	Loras (De Pere)	W 27-7
O 26	UW-La Crosse (De Pere)	W 20-0
N 2	UW-Milwaukee (De Pere)	W 22-0
N 10	St. Ambrose (Davenport, Iowa)	W 19-7
N 17	St. Joseph, Ind. (Rensselaer, Ind.)	W 23-0

## 1947 (7-1, 2-1 Midlands)

Date	Opponent (Site)	Result
S 21	St. Thomas, Minn. (St. Paul, Minn.)	W 7-6
S 27	Michigan Tech (De Pere)	W 41-7
O 5	St. Joseph, Ind. (De Pere)	W 26-7
O 19	Loras (Dubuque, Iowa)	L 6-0
O 25	UW-Milwaukee (De Pere)	W 19-7
N 2	St. Ambrose (De Pere)	W 13-7
N 5	UW-Oshkosh (Oshkosh)	W 20-7
N 15	UW-La Crosse (De Pere)	W 8-6

## 1948 (4-5, 1-2 Midlands)

Date	Opponent (Site)	Result
S 18	St. Thomas, Minn. (De Pere)	L 27-26
S 25	Gustavus Adolphus (St. Peter, Minn.)	L 13-0
O 2	Northland (De Pere)	W 66-0
O 9	St. Ambrose (Davenport, Iowa)	L 21-7
O 16	Fort Belvoir (De Pere)	W 44-7
O 23	Loras (De Pere)	W 13-6
O 30	Illinois State (Normal, Ill.)	L 16-14
N 6	UW-Milwaukee (Milwaukee)	W 13-12
N 13	St. Joseph, Ind. (Rensselaer, Ind.)	L 13-7

## 1949 (4-4, 2-1 Midlands)

Date	Opponent (Site)	Result
S 16	Northland (Ashland)	W 54-0
S 24	Gustavus Adolphus (De Pere)	L 20-0
S 30	Canisius (Buffalo, N.Y.)	L 26-6
O 8	St. Ambrose (De Pere)	L 32-21
O 15	Evansville (Evansville, Ind.)	L 47-7
O 29	St. Joseph, Ind. (De Pere)	W 39-0
N 6	Loras (Dubuque, Iowa)	W 21-20
N 12	UW-Milwaukee (De Pere)	W 28-0

## 1950 (7-0, 4-0 Midlands)

Date	Opponent (Site)	Result
S 16	UW-Milwaukee (Milwaukee)	W 26-6
S 23	Quincy (De Pere)	W 20-0
O 1	St. Joseph, Ind. (Rensselaer, Ind.)	W 26-0
O 7	Great Lakes Naval (Green Bay)	W 34-20
O 15	St. Ambrose (Davenport, Iowa)	W 17-14
O 21	Lewis (De Pere)	W 42-7
N 4	Loras (De Pere)	W 23-7

## 1951 (4-4, 2-2 Midlands)

Date	Opponent (Site)	Result
S 8	St. Ambrose (De Pere)	L 14-7
S 15	St. John's, Minn. (De Pere)	W 35-18
S 22	Quincy (Quincy, Ill.)	L 26-13
S 29	St. Joseph, Ind. (De Pere)	W 19-7
O 6	Great Lakes Naval (Great Lakes, Ill.)	L 26-14
O 20	Lewis (Romeoville, Ill.)	L 14-12
N 4	Loras (Dubuque, Iowa)	W 48-6
N 10	UW-Milwaukee (Milwaukee)	W 35-0

## 1952 (6-0, 4-0 Midlands)

Date	Opponent (Site)	Result
S 21	UW-La Crosse (La Crosse)	W 14-0
O 4	Great Lakes Naval (De Pere)	W 20-14
O 12	St. Ambrose (Davenport, Iowa)	W 7-0
O 18	Lewis (De Pere)	W 7-6
N 1	Loras (De Pere)	W 21-0
N 9	St. Joseph, Ind. (Rensselaer, Ind.)	W 36-0

## 1953 (4-4, 1-3 Midlands)

Date	Opponent (Site)	Result
S 21	UW-La Crosse (De Pere)	L 12-7
S 28	Great Lakes Naval (Great Lakes, Ill.)	L 48-12
O 10	UW-Superior (De Pere)	W 25-6
O 17	St. Ambrose (De Pere)	W 26-14
O 25	Lewis (Romeoville, Ill.)	L 14-7
O 31	Loras (Dubuque, Iowa)	W 20-14
N 7	Quincy (Quincy, Ill.)	W 21-0
N 14	St. Joseph, Ind. (De Pere)	L 12-7

## 1954 (3-4-1)

Date	Opponent (Site)	Result
S 19	UW-La Crosse (La Crosse)	L 41-13
S 25	Loras (De Pere)	L 14-7
O 2	Michigan Tech (Houghton, Mich.)	W 20-14
O 9	Carroll (De Pere)	W 10-0
O 16	St. Ambrose (Davenport, Iowa)	L 28-14
O 23	Lewis (De Pere)	L 13-7
O 30	UW-Whitewater (Whitewater)	W 40-0
N 6	UW-Stevens Point (De Pere)	T 13-13

## 1955 (2-5-1)

Date	Opponent (Site)	Result
S 24	UW-La Crosse (De Pere)	T 7-7
O 1	Loras (Dubuque, Iowa)	W 13-6
O 8	Michigan Tech (De Pere)	L 19-13
O 15	St. Ambrose (De Pere)	L 34-0
O 22	Lewis (Romeoville, Ill.)	L 20-14
O 29	UW-Whitewater (De Pere)	W 33-7
N 5	UW-Stevens Point (Stevens Point)	L 45-28
N 12	Carroll (Waukesha)	L 27-20

## 1956 (8-1)

Date	Opponent (Site)	Result
S 15	UW-Eau Claire (Eau Claire)	W 26-7
S 22	Carroll (Waukesha)	W 26-20
S 29	Michigan Tech (Houghton, Mich.)	W 39-13
O 6	Loras (De Pere)	W 32-9
O 14	St. Ambrose (Davenport, Iowa)	L 28-12
O 20	Lewis (De Pere)	W 20-13
O 27	UW-Whitewater (De Pere)	W 32-14
N 3	UW-Platteville (De Pere)	W 38-14
N 10	UW-La Crosse (La Crosse)	W 35-14

**1957 (8-0)**

Date	Opponent (Site)	Result
S 14	UW-Eau Claire (De Pere)	W 33-6
S 21	Carroll (De Pere)	W 38-13
S 28	Minn. State-Mankato (Mankato, Minn.)	W 14-6
O 6	Loras (Dubuque, Iowa)	W 29-7
O 12	St. Ambrose (De Pere)	W 33-20
O 26	UW-Whitewater (Whitewater)	W 19-7
N 2	Michigan Tech (De Pere)	W 43-19
N 9	UW-La Crosse (De Pere)	W 41-6

**1958 (3-6)**

Date	Opponent (Site)	Result
S 13	UW-Eau Claire (De Pere)	W 36-14
S 20	UW-La Crosse (La Crosse)	L 22-6
S 27	Michigan Tech (Houghton, Mich.)	L 20-18
O 4	Loras (De Pere)	W 20-18
O 12	St. Ambrose (Davenport, Iowa)	L 32-20
O 18	Augustana, S.D. (Sioux Falls, S.D.)	L 21-20
O 25	Northern Michigan (Marquette, Mich.)	L 19-0
N 1	Minn. State-Mankato (De Pere)	W 48-26
N 8	UW-Whitewater (De Pere)	L 34-8

**1959 (0-6-1)**

Date	Opponent (Site)	Result
S 13	St. Thomas, Minn. (De Pere)	L 27-14
S 19	UW-La Crosse (De Pere)	L 56-26
O 4	Loras (Dubuque, Iowa)	L 13-7
O 10	St. Ambrose (De Pere)	L 21-14
O 17	Augustana, S.D. (De Pere)	L 47-34
O 31	Minn. State-Mankato (Mankato, Minn.)	L 20-6
N 7	UW-Whitewater (Fort Atkinson)	T 0-0
N 14	Northern Michigan (De Pere)	cancelled

**1960 (4-4-1)**

Date	Opponent (Site)	Result
S 10	St. Thomas, Minn. (St. Paul, Minn.)	L 22-15
S 17	UW-La Crosse (La Crosse)	L 34-13
S 24	Carroll (De Pere)	W 9-0
O 8	Graceland (Lamoni, Iowa)	W 40-8
O 14	Northern Michigan (Marquette, Mich.)	L 46-6
O 22	Ferris State (Big Rapids, Mich.)	L 29-0
O 29	Minn. State-Mankato (Green Bay)	W 29-14
N 5	UW-Whitewater (De Pere)	T 20-20
N 12	Michigan Tech (De Pere)	W 26-7

**1961 (7-2)**

Date	Opponent (Site)	Result
S 10	St. Thomas, Minn. (De Pere)	W 27-12
S 16	UW-La Crosse (De Pere)	W 14-3
S 23	Michigan Tech (Houghton, Mich.)	W 7-6
S 30	Ferris State (Big Rapids, Mich.)	W 35-7
O 7	Lakeland (Sheboygan)	W 25-0
O 14	Northern Michigan (De Pere)	L 36-7
O 21	Northland (Ashland)	W 41-14
O 28	Luther (Decorah, Iowa)	W 14-0
N 4	UW-Whitewater (Whitewater)	L 12-7

**1962 (7-2)**

Date	Opponent (Site)	Result
S 9	St. Thomas, Minn. (St. Paul, Minn.)	W 27-12
S 15	UW-La Crosse (La Crosse)	W 21-13
S 22	Lakeland (De Pere)	W 42-0
S 29	Northland (De Pere)	W 54-12
O 6	Ferris State (Big Rapids, Mich.)	W 25-16
O 13	Northern Michigan (Marquette, Mich.)	L 20-6
O 20	Augustana, S.D. (Sioux Falls, S.D.)	L 20-13
O 27	Morningside (De Pere)	W 42-14
N 10	UW-Whitewater (De Pere)	W 34-14

**1963 (6-3)**

Date	Opponent (Site)	Result
S 14	UW-La Crosse (De Pere)	W 28-6
S 21	Carroll (Waukesha)	W 13-7
S 28	Hillsdale (Hillsdale, Mich.)	W 20-17
O 5	Ferris State (De Pere)	W 27-14
O 19	Augustana, S.D. (De Pere)	W 42-38
O 26	Morningside (Sioux City, Iowa)	L 27-14
N 2	Northern Michigan (De Pere)	L 24-20
N 9	UW-Whitewater (Whitewater)	L 32-27
N 16	St. Thomas, Minn. (De Pere)	W 14-12

**1964 (5-2-2)**

Date	Opponent (Site)	Result
S 14	UW-La Crosse (De Pere)	W 34-7
S 19	St. Thomas, Minn. (St. Paul, Minn.)	W 23-6
S 26	Hillsdale (De Pere)	T 7-7
O 3	Ferris State (Big Rapids, Mich.)	W 43-7
O 10	Western Illinois (Macomb, Ill.)	L 23-22
O 17	Northern Michigan (Marquette, Mich.)	L 34-6
O 24	UW-Whitewater (De Pere)	W 20-7
O 31	St. Cloud State (De Pere)	W 29-7
N 5	Youngstown State (Youngstown, Ohio)	T 7-7

**1965 (6-3)**

Date	Opponent (Site)	Result
S 11	UW-La Crosse (De Pere)	W 20-6
S 18	St. Thomas, Minn. (De Pere)	W 19-7
S 25	Hillsdale (Hillsdale, Mich.)	W 27-21
O 2	Ferris State (Big Rapids, Mich.)	W 41-0
O 9	Western Illinois (De Pere)	W 46-13
O 16	Northern Michigan (De Pere)	L 13-6
O 23	UW-Whitewater (Whitewater)	L 27-8
O 30	Minn. State-Mankato (Mankato, Minn.)	L 23-7
N 6	Luther (De Pere)	W 21-20

**1966 (7-1-1)**

Date	Opponent (Site)	Result
S 11	St. Thomas, Minn. (De Pere)	T 7-7
S 17	St. Cloud State (De Pere)	W 20-7
O 1	Ferris State (Big Rapids, Mich.)	W 25-0
O 8	Western Illinois (Macomb, Ill.)	W 30-6
O 15	Northern Michigan (Marquette, Mich.)	L 37-0
O 22	UW-Oshkosh (De Pere)	W 40-18
O 29	Minn. State-Mankato (De Pere)	W 20-0
N 5	UW-Milwaukee (Shorewood)	W 30-8
N 12	Hillsdale (Hillsdale, Mich.)	W 34-7

**1967 (5-4)**

Date	Opponent (Site)	Result
S 16	St. Thomas, Minn. (St. Paul, Minn.)	L 12-7
S 23	St. Cloud State (St. Cloud, Minn.)	L 22-19
S 30	Ferris State (De Pere)	W 26-7
O 7	Western Illinois (De Pere)	W 26-0
O 14	UW-Whitewater (Whitewater)	L 13-6
O 21	UW-Oshkosh (Oshkosh)	W 26-13
O 28	Northern Michigan (De Pere)	L 24-23
N 4	UW-Milwaukee (De Pere)	W 25-6
N 11	Hillsdale (De Pere)	W 13-7

**1968 (6-2-1)**

Date	Opponent (Site)	Result
S 13	St. Thomas, Minn. (De Pere)	W 26-0
S 20	UW-Stevens Point (De Pere)	W 27-21
S 27	UW-River Falls (River Falls)	W 42-13
O 4	UW-La Crosse (La Crosse)	W 34-14
O 11	UW-Whitewater (De Pere)	T 21-21
O 25	UW-Oshkosh (De Pere)	W 21-20
N 1	UW-Milwaukee (Shorewood)	L 14-7
N 8	St. Cloud State (De Pere)	W 42-0
N 15	Hillsdale (Hillsdale, Mich.)	L 7-0

**1969 (5-4)**

Date	Opponent (Site)	Result
S 19	St. Thomas, Minn. (St. Paul, Minn.)	W 27-6
S 26	St. Cloud State (St. Cloud, Minn.)	W 28-26
O 3	UW-River Falls (De Pere)	W 48-0
O 10	UW-La Crosse (De Pere)	L 17-13
O 17	UW-Whitewater (Whitewater)	L 33-26
O 24	Northern Michigan (Marquette, Mich.)	W 25-10
O 31	UW-Milwaukee (De Pere)	W 48-7
N 7	Louisiana-Lafayette (Lafayette, La.)	L 48-37
N 14	Hillsdale (De Pere)	L 38-6

**1970 (6-3)**

Date	Opponent (Site)	Result
S 11	St. Thomas, Minn. (De Pere)	W 32-21
S 18	UW-Stevens Point (Stevens Point)	W 20-13
S 25	Minn. State-Mankato (Mankato, Minn.)	L 43-6
O 2	UW-La Crosse (La Crosse)	W 34-0
O 9	UW-Whitewater (De Pere)	L 23-20
O 16	UW-Oshkosh (De Pere)	W 10-7
O 23	UW-Milwaukee (Shorewood)	W 28-21
O 30	Dubuque (De Pere)	W 62-0
N 6	Hillsdale (Hillsdale, Mich.)	L 31-20

**1971 (5-5)**

Date	Opponent (Site)	Result
S 11	Indiana, Pa. (Indiana, Pa.)	L 26-7
S 18	St. Thomas, Minn. (St. Paul, Minn.)	L 28-14
S 25	UW-Stevens Point (De Pere)	W 25-9
O 2	Hillsdale (Hillsdale, Mich.)	L 37-21
O 9	UW-La Crosse (De Pere)	W 14-12
O 16	UW-Whitewater (Whitewater)	L 38-0
O 23	UW-Oshkosh (Oshkosh)	W 10-7
O 30	UW-Milwaukee (De Pere)	W 24-6
N 6	Northern Michigan (De Pere)	L 23-0
N 13	St. Cloud State (De Pere)	W 16-14

**1972 (4-5)**

Date	Opponent (Site)	Result
S 9	UW-Stout (Menomonie)	W 20-0
S 16	St. Thomas, Minn. (De Pere)	L 8-6
S 23	UW-Stevens Point (Stevens Point)	W 19-3
S 30	Northern Michigan (Marquette, Mich.)	L 27-0
O 7	Hillsdale (De Pere)	L 47-3
O 14	UW-Whitewater (De Pere)	L 30-2
O 21	UW-Oshkosh (Oshkosh)	W 7-3
O 28	UW-Milwaukee (Shorewood)	W 7-0
N 4	Eastern Michigan (De Pere)	L 42-14

**1973 (4-5)**

Date	Opponent (Site)	Result
S 8	UW-Platteville (Platteville)	L 14-12
S 15	St. Thomas, Minn. (St. Paul, Minn.)	L 24-12
S 22	UW-Stevens Point (De Pere)	W 26-3
S 29	Eastern Michigan (Ypsilanti, Mich.)	L 47-14
O 6	Hillsdale (Hillsdale, Mich.)	L 26-14
O 13	UW-Whitewater (Whitewater)	L 3-0
O 20	UW-Oshkosh (De Pere)	W 17-10
O 27	UW-Milwaukee (De Pere)	W 24-7
N 3	Northern Michigan (De Pere)	W 14-7

**1974 (8-2)**

Date	Opponent (Site)	Result
S 7	Northeastern Illinois (Chicago, Ill.)	W 34-0
S 14	St. Thomas, Minn. (De Pere)	W 9-7
S 21	UW-Stevens Point (Stevens Point)	W 13-10
S 28	Northern Michigan (Marquette, Mich.)	W 34-20
O 5	Hillsdale (De Pere)	L 14-6
O 12	UW-Whitewater (De Pere)	W 13-12
O 19	UW-Oshkosh (Oshkosh)	W 22-7
O 26	UW-Milwaukee (Shorewood)	L 53-0
N 2	UW-Platteville (De Pere)	W 6-0
N 9	Northwood (De Pere)	W 8-6

**1975 (6-4)**

Date	Opponent (Site)	Result
S 6	Northeastern Illinois (De Pere)	W 41-7
S 13	UW-Stevens Point (De Pere)	W 27-24
S 20	St. Thomas, Minn. (St. Paul, Minn.)	L 26-8 *
O 4	Hillsdale (Hillsdale, Mich.)	L 31-23
O 11	Saginaw Valley State (University Center, Mich.)	W 10-6
O 18	UW-Oshkosh (De Pere)	W 28-7
O 25	Monmouth (Monmouth, Ill.)	W 55-40
N 1	UW-Platteville (Platteville)	L 30-23
N 8	Northern Michigan (De Pere)	L 42-14
N 15	Butler (Indianapolis, Ind.)	L 28-15

\* - later forfeited to St. Norbert

# ALL-TIME RESULTS

## 1976 (2-8)

Date	Opponent (Site)	Result
S 11	UW-Whitewater (De Pere)	W 6-3
S 18	Northern Michigan (Marquette, Mich.)	L 65-0
S 25	UW-Stevens Point (Stevens Point)	L 37-12
O 2	Hillsdale (De Pere)	L 55-20
O 9	North Dakota State (Fargo, N.D.)	L 62-29
O 16	Northwood (Midland, Mich.)	L 21-3
O 23	UW-Oshkosh (Oshkosh)	L 28-7
O 30	Saginaw Valley State (De Pere)	W 15-14
N 6	UW-Platteville (De Pere)	L 12-7
N 13	Ferris State (Big Rapids, Mich.)	L 42-0

## 1977 (0-10)

Date	Opponent (Site)	Result
S 3	UW-Whitewater (Whitewater)	L 41-0
S 10	UW-Eau Claire (De Pere)	L 20-13
S 17	St. Thomas, Minn. (St. Paul, Minn.)	L 24-0
S 24	UW-Stevens Point (De Pere)	L 45-8
O 1	Hillsdale (Hillsdale, Mich.)	L 34-7
O 8	Northwood (De Pere)	L 29-13
O 22	UW-Oshkosh (De Pere)	L 17-7
O 29	Saginaw Valley State (University Center, Mich.)	L 26-0
N 5	UW-Platteville (Platteville)	L 46-15
N 12	Ferris State (De Pere)	L 31-29

## 1978 (3-7)

Date	Opponent (Site)	Result
S 9	UW-Eau Claire (Eau Claire)	L 9-0
S 16	Maranatha Baptist (De Pere)	W 56-0
S 23	UW-Stevens Point (Stevens Point)	L 21-13
S 30	Hillsdale (De Pere)	L 48-15
O 7	Saginaw Valley State (De Pere)	L 16-7
O 14	Northwood (Midland, Mich.)	W 22-21
O 21	UW-Oshkosh (Oshkosh)	L 28-14
O 28	Butler (De Pere)	W 20-6
N 4	UW-Platteville (De Pere)	L 35-27
N 11	Dayton (Dayton, Ohio)	L 27-14

## 1979 (1-9)

Date	Opponent (Site)	Result
S 1	Ripon (Ripon)	L 30-12
S 8	UW-Eau Claire (De Pere)	L 33-18
S 22	UW-Stevens Point (De Pere)	W 15-0
S 29	Hillsdale (Hillsdale, Mich.)	L 31-14
O 6	Valparaiso (Valparaiso, Ind.)	L 23-7
O 13	Northwood (De Pere)	L 26-10
O 20	UW-Oshkosh (De Pere)	L 20-14
O 27	Butler (Indianapolis, Ind.)	L 24-7
N 3	UW-Platteville (De Pere)	L 17-10
N 10	Dayton (De Pere)	L 24-22

## 1980 (3-6)

Date	Opponent (Site)	Result
S 6	St. Thomas, Minn. (De Pere)	W 17-14
S 13	UW-Eau Claire (Eau Claire)	L 24-13
S 20	UW-Stevens Point (Stevens Point)	L 41-31
S 27	Hillsdale (De Pere)	L 16-7
O 4	Loras (De Pere)	W 28-25
O 11	Northwood (Midland, Mich.)	L 24-7
O 18	UW-Oshkosh (Oshkosh)	L 20-19
O 25	UW-Stout (De Pere)	W 21-0
N 1	UW-Platteville (De Pere)	L 37-17

## 1981 (2-7)

Date	Opponent (Site)	Result
S 5	DePauw (De Pere)	L 31-7
S 12	Ripon (De Pere)	L 14-10
S 19	Olivet (Olivet, Mich.)	L 15-9
S 26	UW-Stevens Point (De Pere)	W 10-7
O 3	Hillsdale (Hillsdale, Mich.)	L 34-7
O 10	Loras (Dubuque, Iowa)	W 27-8
O 24	UW-Oshkosh (De Pere)	L 6-0
O 31	UW-Stout (Menomonie)	L 27-6
N 7	UW-Platteville (Platteville)	L 21-7

## 1982 (4-6)

Date	Opponent (Site)	Result
S 11	Monmouth (De Pere)	W 30-0
S 18	Dubuque (Dubuque, Iowa)	L 38-12
S 25	UW-Stevens Point (Stevens Point)	L 14-7 *
O 2	Adrian (De Pere)	L 28-0
O 9	Ripon (De Pere)	L 17-16
O 16	Lawrence (Appleton)	L 20-15
O 23	UW-Oshkosh (Oshkosh)	L 28-0
N 6	UW-Platteville (De Pere)	L 35-15
N 13	Michigan Tech (Houghton, Mich.)	W 24-15
N 20	*Fordham (Green Bay)	W 14-10

\* - UW-Stevens Point later forfeited to St. Norbert

## 1983 (3-7)

Date	Opponent (Site)	Result
S 10	Monmouth (Monmouth, Ill.)	W 24-14
S 17	Dubuque (De Pere)	L 30-17
S 24	UW-Stevens Point (De Pere)	L 24-7
O 1	Adrian (Adrian, Mich.)	L 52-14
O 8	Ripon (Ripon)	L 26-14
O 15	Lawrence (De Pere)	L 13-11
O 22	UW-Oshkosh (De Pere)	L 42-8
N 5	UW-Platteville (De Pere)	W 25-7
N 12	Michigan Tech (De Pere)	L 56-13
N 19	*Fordham (Green Bay)	W 18-9

## 1984 (6-2, 6-1 MWC)

Date	Opponent (Site)	Result
S 15	Michigan Tech (De Pere)	L 41-14
S 22	Monmouth (Monmouth, Ill.)	W 26-24
S 29	Illinois College (De Pere)	W 42-6
O 6	Lake Forest (Lake Forest, Ill.)	W 21-15
O 13	Lawrence (Appleton)	W 20-7
O 20	Ripon (De Pere)	W 25-16
O 27	Beloit (De Pere)	L 15-13
N 3	Chicago (Chicago, Ill.)	W 27-0

## 1985 (6-2-1, 6-1 MWC)

Date	Opponent (Site)	Result
S 14	Michigan Tech (Houghton, Mich.)	L 22-21
S 21	Monmouth (De Pere)	W 29-24
S 28	Illinois College (Jacksonville, Ill.)	W 15-3
O 5	Lake Forest (De Pere)	W 18-7
O 12	Lawrence (De Pere)	W 17-7
O 19	Ripon (Ripon)	W 45-20
O 26	Beloit (Beloit)	W 39-16
N 2	Chicago (De Pere)	L 7-6
N 9	%Coe (Cedar Rapids, Iowa)	T 7-7

## 1986 (3-6, 3-4 MWC)

Date	Opponent (Site)	Result
S 13	Michigan Tech (De Pere)	L 34-30
S 20	Dayton (Dayton, Ohio)	L 49-21
S 27	Cornell, Iowa (Mt. Vernon, Iowa)	L 17-13
O 4	Grinnell (De Pere)	W 35-6
O 11	Lake Forest (Lake Forest, Ill.)	L 21-17
O 18	Lawrence (Appleton)	L 13-10
O 25	Ripon (De Pere)	W 28-14
N 1	Beloit (De Pere)	L 27-7
N 8	Chicago (Chicago, Ill.)	W 24-15

## 1987 (7-3, 6-1 MWC)

Date	Opponent (Site)	Result
S 12	Michigan Tech (Houghton, Mich.)	L 31-17
S 19	Dayton (Dayton, Ohio)	L 31-8
S 26	Cornell, Iowa (De Pere)	W 52-14
O 3	Grinnell (Grinnell, Iowa)	W 57-10
O 10	Lake Forest (De Pere)	W 38-0
O 17	Lawrence (De Pere)	L 20-0
O 24	Ripon (Ripon)	W 31-28
O 31	Beloit (Beloit)	W 27-9
N 7	Chicago (De Pere)	W 23-7
N 14	%Monmouth (Monmouth, Ill.)	W 20-15

## 1988 (8-2, 6-0 MWC)

Date	Opponent (Site)	Result
S 10	UW-Stevens Point (Stevens Point)	L 38-15
S 17	Benedictine, Ill. (Lisle, Ill.)	W 30-12
S 24	Coe (Cedar Rapids, Iowa)	W 17-0
O 1	Knox (De Pere)	W 23-14
O 8	Lake Forest (Lake Forest, Ill.)	W 49-8
O 15	Lawrence (Appleton)	W 28-15
O 22	Ripon (De Pere)	W 50-14
O 29	Beloit (De Pere)	W 38-7
N 5	Michigan Tech (Houghton, Mich.)	L 28-13
N 12	%Monmouth (De Pere)	W 12-0

## 1989 (8-3, 6-0 MWC)

Date	Opponent (Site)	Result
S 9	UW-Stevens Point (De Pere)	L 31-20
S 16	Benedictine, Ill. (Lisle, Ill.)	L 14-10
S 23	Coe (De Pere)	W 21-13
S 30	Knox (Galesburg, Ill.)	W 42-14
O 7	Lake Forest (De Pere)	W 41-0
O 14	Lawrence (De Pere)	W 33-7
O 21	Ripon (Ripon)	W 31-7
O 28	Beloit (Beloit)	W 35-14
N 4	Michigan Tech (De Pere)	W 32-23
N 11	%Monmouth (Monmouth, Ill.)	W 17-6
N 18	#Central (Pella, Iowa)	L 55-7

## 1990 (4-5, 4-2 MWC)

Date	Opponent (Site)	Result
S 8	UW-Oshkosh (Oshkosh)	L 28-6
S 15	Michigan Tech (De Pere)	L 28-12
S 22	Monmouth (Monmouth, Ill.)	L 33-32
S 29	Illinois College (De Pere)	W 29-0
O 6	Lake Forest (Lake Forest, Ill.)	W 19-7
O 13	Lawrence (Appleton)	W 24-14
O 20	Ripon (De Pere)	W 33-14
O 27	Beloit (De Pere)	L 16-10 (OT)
N 3	Drake (Des Moines, Iowa)	L 26-7

## 1991 (4-5, 2-2 MWC)

Date	Opponent (Site)	Result
S 7	UW-Oshkosh (De Pere)	L 16-10
S 14	Michigan Tech (Houghton, Mich.)	L 41-0
S 21	Monmouth (De Pere)	W 24-7
S 28	Illinois College (Jacksonville, Ill.)	W 21-0
O 5	Lake Forest (De Pere)	W 31-7
O 12	Lawrence (De Pere)	W 22-18
O 19	Ripon (Ripon)	L 15-6
O 26	Beloit (Beloit)	L 7-0
N 2	Drake (De Pere)	L 6-0

## 1992 (4-5, 3-2 MWC)

Date	Opponent (Site)	Result
S 12	UW-Oshkosh (Oshkosh)	L 20-14
S 19	Concordia, Wis. (De Pere)	L 14-13
S 26	Cornell, Iowa (Mt. Vernon, Iowa)	L 28-15
O 3	Grinnell (De Pere)	W 44-12
O 10	Lake Forest (Lake Forest, Ill.)	W 21-14
O 17	Lawrence (Appleton)	L 27-26
O 24	Ripon (De Pere)	W 16-14
O 31	Beloit (De Pere)	W 21-6
N 7	Carroll (Waukesha)	L 40-7

## 1993 (6-3, 3-2 MWC)

Date	Opponent (Site)	Result
S 11	UW-Oshkosh (De Pere)	L 28-12
S 18	Concordia, Wis. (Mequon)	W 17-16
S 25	Cornell, Iowa (De Pere)	W 40-26
O 2	Grinnell (Grinnell, Iowa)	W 42-21
O 9	Lake Forest (De Pere)	W 34-14
O 16	Lawrence (De Pere)	W 42-36
O 23	Ripon (Ripon)	W 26-22
O 30	Beloit (Beloit)	L 14-7
N 6	Carroll (De Pere)	L 57-41

**1994 (6-3, 4-1 MWC)**

Date	Opponent (Site)	Result
S 10	UW-Oshkosh (Oshkosh)	L 29-22
S 17	Concordia, Wis. (De Pere)	W 13-10
(OT)		
S 24	Coe (Cedar Rapids, Iowa)	L 47-22
O 1	Knox (De Pere)	W 17-10
O 8	Lake Forest (Lake Forest, Ill.)	W 31-29
O 15	Lawrence (Appleton)	W 57-29
O 22	Ripon (De Pere)	W 21-15
O 29	Beloit (De Pere)	L 33-30
N 5	Carroll (Waukesha)	W 16-6

**1995 (1-8, 1-4 MWC)**

Date	Opponent (Site)	Result
S 9	UW-Oshkosh (De Pere)	L 45-12
S 16	Concordia, Wis. (Mequon)	L 36-13
S 23	Coe (De Pere)	L 22-0
S 30	Knox (Galesburg, Ill.)	L 34-30
O 7	Lake Forest (De Pere)	W 21-17
O 14	Lawrence (De Pere)	L 47-31
O 21	Ripon (Ripon)	L 21-20
O 28	Beloit (Beloit)	L 22-16
N 4	Carroll (De Pere)	L 33-19

**1996 (5-4, 4-1 MWC)**

Date	Opponent (Site)	Result
S 7	UW-Oshkosh (Oshkosh)	L 44-0
S 14	Drake (De Pere)	L 31-0
S 21	Monmouth (Monmouth, Ill.)	L 21-7
S 28	Illinois College (De Pere)	W 56-15
O 5	Lake Forest (Lake Forest, Ill.)	W 24-17
O 12	Lawrence (Appleton)	W 24-20
O 19	Ripon (De Pere)	L 31-28
O 26	Beloit (De Pere)	W 28-25
N 2	Carroll (Waukesha)	W 27-0

**1997 (4-5, 2-3 MWC)**

Date	Opponent (Site)	Result
S 6	UW-Oshkosh (De Pere)	L 62-17
S 13	Drake (Des Moines, Iowa)	L 48-7
S 20	Monmouth (De Pere)	W 41-14
S 27	Illinois College (Jacksonville, Ill.)	W 70-13
O 4	Lake Forest (De Pere)	W 28-21
O 11	Lawrence (De Pere)	L 27-24
O 18	Ripon (Ripon)	L 16-14
O 25	Beloit (Beloit)	L 21-20 (OT)
N 1	Carroll (De Pere)	W 18-17 (2 OT)

**1998 (5-5, 0-0 MWC)**

Date	Opponent (Site)	Result
S 12	UW-Oshkosh (Oshkosh)	L 42-10
S 19	Carroll (De Pere)	W 37-13
S 26	Lawrence (Appleton)	W 40-28
O 3	Ripon (De Pere)	L 23-15
O 10	Knox (Galesburg, Ill.)	L 21-19
O 17	Monmouth (Monmouth, Ill.)	W 27-6
O 24	Grinnell (De Pere)	L 49-28
O 31	Lake Forest (Lake Forest, Ill.)	W 17-16
N 7	Beloit (De Pere)	L 24-21
N 14	Illinois College (De Pere)	W 41-0

**1999 (9-2, 9-0 MWC)**

Date	Opponent (Site)	Result
S 11	UW-Oshkosh (De Pere)	L 24-14
S 18	Carroll (Waukesha)	W 28-3
S 25	Lawrence (De Pere)	W 43-14
O 2	Ripon (Ripon)	W 35-17
O 9	Knox (De Pere)	W 38-17
O 16	Monmouth (De Pere)	W 41-28
O 23	Grinnell (Grinnell, Iowa)	W 43-40 (OT)
O 30	Lake Forest (De Pere)	W 41-21
N 6	Beloit (Beloit)	W 35-10
N 13	Illinois College (Jacksonville, Ill.)	W 40-31
N 20	#Augustana, Ill. (Rock Island, Ill.)	L 39-32

**2000 (10-1, 9-0 MWC)**

Date	Opponent (Site)	Result
S 9	Hamline (St. Paul, Minn.)	W 34-22
S 16	Carroll (De Pere)	W 34-7
S 23	Lawrence (Appleton)	W 29-0
S 30	Ripon (De Pere)	W 54-31
O 7	Knox (Galesburg, Ill.)	W 21-0
O 14	Monmouth (Monmouth, Ill.)	W 45-0
O 21	Grinnell (De Pere)	W 34-0
O 28	Lake Forest (Lake Forest, Ill.)	W 34-13
N 4	Beloit (De Pere)	W 47-24
N 11	Illinois College (De Pere)	W 46-18
N 18	#Central (Pella, Iowa)	L 29-14

**2001 (8-2, 7-1 MWC)**

Date	Opponent (Site)	Result
S 8	Hamline (De Pere)	W 26-22
S 15	Carroll (Waukesha)	cancelled
S 22	Lawrence (De Pere)	W 51-8
S 29	Ripon (Ripon)	W 20-14
O 6	Knox (De Pere)	W 50-40
O 13	Monmouth (De Pere)	W 31-7
O 20	Grinnell (Grinnell, Iowa)	W 36-14
O 27	Lake Forest (De Pere)	W 52-28
N 3	Beloit (Beloit)	W 56-12
N 10	Illinois College (Jacksonville, Ill.)	L 41-40
N 17	#St. John's, Minn. (Collegeville, Minn.)	L 27-20

**2002 (9-1, 8-1 MWC)**

Date	Opponent (Site)	Result
S 7	St. Thomas, Minn. (St. Paul, Minn.)	W 35-31
S 14	Beloit (De Pere)	W 51-32
S 21	Monmouth (Monmouth, Ill.)	W 28-21
S 28	Knox (Galesburg, Ill.)	W 47-29
O 5	Illinois College (De Pere)	W 60-9
O 12	Lawrence (De Pere)	W 55-0
O 19	Carroll (Waukesha)	W 63-14
O 26	Ripon (De Pere)	W 48-27
N 2	Grinnell (Grinnell, Iowa)	W 37-19
N 9	Lake Forest (De Pere)	L 17-0

**2003 (11-1, 9-0 MWC)**

Date	Opponent (Site)	Result
S 6	St. Thomas, Minn. (De Pere)	W 21-19
S 13	Beloit (Beloit)	W 41-6
S 20	Monmouth (De Pere)	W 38-15
S 27	Knox (De Pere)	W 24-0
O 4	Illinois College (Jacksonville, Ill.)	W 54-7
O 11	Lawrence (Appleton)	W 28-24
O 18	Carroll (De Pere)	W 63-27
O 25	Ripon (Ripon)	W 44-14
N 1	Grinnell (De Pere)	W 57-17
N 8	Lake Forest (Lake Forest, Ill.)	W 20-6
N 22	#Simpson (De Pere)	W 26-20 (2 OT)
N 29	##St. John's, Minn. (Collegeville, Minn.)	L 38-13

**2004 (9-2, 9-0 MWC)**

Date	Opponent (Site)	Result
S 4	UW-Whitewater (Whitewater)	L 41-9
S 11	Beloit (De Pere)	W 39-20
S 18	Monmouth (Monmouth, Ill.)	W 55-19
S 25	Knox (Galesburg, Ill.)	W 59-0
O 2	Illinois College (De Pere)	W 51-21
O 9	Lawrence (De Pere)	W 52-7
O 16	Carroll (Waukesha)	W 36-35
O 23	Ripon (De Pere)	W 58-14
O 30	Grinnell (Grinnell, Iowa)	W 45-21
N 6	Lake Forest (De Pere)	W 28-13
N 20	#UW-La Crosse (La Crosse)	L 37-23

**2005 (8-2, 8-1 MWC)**

Date	Opponent (Site)	Result
S 3	UW-Whitewater (De Pere)	L 45-7
S 10	Beloit (Beloit)	W 27-25
S 17	Monmouth (De Pere)	L 28-20
S 24	Knox (De Pere)	W 48-13
O 1	Illinois College (Jacksonville, Ill.)	W 28-0
O 8	Lawrence (Appleton)	W 44-15
O 15	Carroll (De Pere)	W 48-28
O 22	Ripon (Ripon)	W 40-14
O 29	Grinnell (De Pere)	W 63-14
N 5	Lake Forest (Lake Forest, Ill.)	W 56-14

**2006 (10-1, 9-0 MWC)**

Date	Opponent (Site)	Result
S 2	Olivet Nazarene (Bourbonnais, Ill.)	W 31-13
S 9	Grinnell (De Pere)	W 63-13
S 16	Lawrence (Appleton)	W 42-14
S 23	Lake Forest (De Pere)	W 14-7
S 30	Knox (Galesburg, Ill.)	W 42-27
O 7	Monmouth (De Pere)	W 48-0
O 14	Carroll (De Pere)	W 41-0
O 21	Ripon (Ripon)	W 38-28
O 28	Beloit (Beloit)	W 37-7
N 4	Illinois College (De Pere)	W 49-0
N 18	#UW-Whitewater (Whitewater)	L 59-17

**2007 (10-1, 9-0 MWC)**

Date	Opponent (Site)	Result
S 1	Olivet Nazarene (De Pere)	W 34-27
S 8	Grinnell (Grinnell, Iowa)	W 35-13
S 15	Lawrence (De Pere)	W 40-11
S 22	Lake Forest (Lake Forest, Ill.)	W 36-6
S 29	Knox (De Pere)	W 49-14
O 6	Monmouth (Monmouth, Ill.)	W 42-28
O 13	Carroll (Waukesha)	W 26-24
O 20	Ripon (De Pere)	W 52-27
O 27	Beloit (De Pere)	W 55-9
N 3	Illinois College (Jacksonville, Ill.)	W 31-24
N 17	#UW-Eau Claire (De Pere)	L 24-20

# - NCAA Division III Playoffs, First Round

## - NCAA Division III Playoffs, Second Round

\* - Midwest Conference Championship Game

\* - Lombardi Memorial Game at Lambeau Field, Green Bay

**PRIMARY HOME FIELDS:****1931-1937:** Brown County Fairgrounds, De Pere**1938-present:** Dr. John R. Minahan Stadium, De Pere

# Future Schedule

## 2009

Sept. 5	Wartburg . . . . .	1:00 p.m.
Sept. 12	at Grinnell . . . . .	1:00 p.m.
Sept. 19	Lawrence . . . . .	1:00 p.m.
Sept. 26	at Lake Forest . . . . .	1:00 p.m.
Oct. 3	Knox . . . . .	1:00 p.m.
Oct. 10	at Monmouth . . . . .	1:00 p.m.
Oct. 17	at Carroll . . . . .	1:00 p.m.
Oct. 24	Ripon . . . . .	1:00 p.m.
Oct. 31	Beloit . . . . .	1:00 p.m.
Nov. 7	at Illinois College . . . . .	1:00 p.m.

*All dates and times subject to change*

## A message about sportsmanship from the student-athletes of St. Norbert College

- St. Norbert College is committed to excellence as manifested in an atmosphere of sportsmanship and fair play.

- Sportsmanship is about demonstrating respect for opposing teams, coaches and fans - as well as officials.

- Competition and sportsmanship are not mutually exclusive, they are compatible and complementary goals.
  - Be Loud, Be Proud, Be Positive.
  - Cheer for the Green Knights, not against the opponent.
  - Don't get personal in your comments about players, coaches or officials.
  - No profanity, vulgarity, racist or sexist comments.

- Sportsmanship is everyone's responsibility.

# ALL-TIME SERIES RECORDS

Opponent	G	W-L-T	PF-PA	Home	Away	First-Last
Adrian (Mich.)	2	0-2	14-80	0-1	0-1	1982-1983
Augustana (Ill.)	1	0-1	32-39	0-0	0-1	1999-1999
Augustana (S.D.)	4	1-3	109-126	1-2	0-1	1958-1963
Beloit	24	15-9	710-417	7-5	8-4	1984-2007
Benedictine (Ill.)	2	1-1	40-26	1-0	0-1	1988-1989
Butler (Ind.)	3	1-2	42-58	1-0	0-2	1975-1979
Camp Grant (Ill.)	2	0-2	6-47	0-0	0-2	1941-1942
Canisius (N.Y.)	1	0-1	6-26	0-0	0-1	1949-1949
Carroll	29	21-8	692-445	12-2	9-6	1935-2007
Central (Iowa)	2	0-2	21-84	0-0	0-2	1989-2000
Chicago (Ill.)	4	3-1	80-29	1-1	2-0	1984-1987
Coe (Iowa)	5	2-2-1	67-89	1-1	1-1-1	1985-1995
Concordia (Wis.)	4	2-2	56-76	1-1	1-1	1992-1995
Cornell (Iowa)	4	2-2	120-85	2-0	0-2	1986-1993
Dayton (Ohio)	4	0-4	65-131	0-1	0-3	1978-1987
DePauw (Ind.)	1	0-1	7-31	0-1	0-0	1981-1981
Drake (Iowa)	4	0-4	14-111	0-2	0-2	1990-1997
Dubuque (Iowa)	3	1-2	91-68	1-1	0-1	1970-1983
Eastern Michigan	2	0-2	28-89	0-1	0-1	1972-1973
Evansville (Ind.)	1	0-1	7-47	0-0	0-1	1949-1949
Ferris State (Mich.)	10	7-3	251-153	3-1	4-2	1960-1977
Fordham (N.Y.)	2	2-0	32-19	2-0	0-0	1982-1983
Fort Belvoir (Va.)	1	1-0	44-7	1-0	0-0	1948-1948
Graceland (Iowa)	1	1-0	40-8	0-0	1-0	1960-1960
Great Lakes Naval (Ill.)	4	2-2	80-108	2-0	0-2	1950-1953
Grinnell (Iowa)	14	13-1	617-249	6-1	7-0	1986-2007
Gustavus Adolphus (Minn.)	8	2-6	62-94	0-5	2-1	1937-1949
Hamline (Minn.)	2	2-0	60-44	1-0	1-0	2000-2001
Hillsdale (Mich.)	19	4-14-1	264-481	1-6-1	3-8	1963-1981
Illinois College	16	15-1	673-188	8-0	7-1	1984-2007
Illinois State	1	0-1	14-16	0-0	0-1	1948-1948
Indiana (Pa.)	1	0-1	7-26	0-0	0-1	1971-1971
Jordan (Mich.)	3	1-1-1	32-21	0-1-1	1-0	1934-1936
Knox (Ill.)	14	12-2	509-233	7-0	5-2	1988-2007
Lake Forest (Ill.)	24	22-2	691-318	11-1	11-1	1984-2007
Lakeland	2	2-0	67-0	1-0	1-0	1961-1962
Lawrence	30	19-9-2	808-469	9-4	10-5-2	1932-2007
Lewis (Ill.)	7	3-4	109-87	3-1	0-3	1950-1956
Loras (Iowa)	18	14-4	354-188	7-2	7-2	1941-1981
Louisiana-Lafayette	1	0-1	37-48	0-0	0-1	1969-1969
Luther (Iowa)	2	2-0	35-20	1-0	1-0	1961-1965
Maranatha Baptist	1	1-0	56-0	1-0	0-0	1978-1978
Marquette Freshmen	1	0-0-1	0-0	0-0-1	0-0	1931-1931

Opponent	G	W-L-T	PF-PA	Home	Away	First-Last
Michigan Tech	26	15-11	540-437	9-5	7-5	1934-1991
Minnesota State-Mankato	7	4-3	130-125	2-0	2-3	1957-1970
Monmouth (Ill.)	22	19-3	692-350	10-1	9-2	1975-2007
Morningside (Iowa)	2	1-1	56-41	1-0	0-1	1962-1963
North Dakota State	1	0-1	29-62	0-0	0-1	1976-1976
Northeastern Illinois	2	2-0	75-7	1-0	1-0	1974-1975
Northern Michigan	16	3-13	161-447	1-6	2-7	1958-1976
Northland	4	4-0	215-26	2-0	2-0	1948-1962
Northwood (Mich.)	6	2-4	63-127	1-2	1-2	1974-1980
Olivet (Mich.)	1	0-1	9-15	0-0	0-1	1981-1981
Olivet Nazarene (Ill.)	2	2-0	65-40	1-0	1-0	2006-2007
Quincy (Ill.)	3	2-1	54-26	1-0	1-1	1950-1953
Ripon	28	19-9	830-541	10-4	9-5	1979-2007
St. Ambrose (Iowa)	17	7-10	227-305	3-4	4-6	1940-1959
St. Benedict (Kan.)	2	0-2	12-53	0-0	0-2	1938-1939
St. Cloud State (Minn.)	6	5-1	154-76	3-0	2-1	1964-1971
St. John's (Minn.)	5	2-3	100-115	2-0	0-3	1938-2003
St. Joseph's (Ind.)	12	6-5-1	202-92	3-3	3-2-1	1939-1953
St. Mary's (Minn.)	4	2-2	58-45	1-1	1-1	1931-1937
St. Thomas (Minn.)	23	13-9-1	383-350	8-3-1	5-6	1947-2003
St. Viator (Ill.)	3	2-0-1	28-21	1-0	1-0-1	1935-1937
Saginaw Valley State (Mich.)	4	2-2	32-62	1-1	1-1	1975-1978
Simpson (Iowa)	1	1-0	26-20	1-0	0-0	2003-2003
South Dakota State	2	1-1	9-6	1-1	0-0	1938-1940
Valparaiso (Ind.)	1	0-1	7-23	0-0	0-1	1979-1979
Western Illinois	4	3-1	124-42	2-0	1-1	1964-1967
Wheaton (Ill.)	2	1-0-1	31-14	0-0-1	1-0	1939-1940
UW-Eau Claire	8	3-5	159-137	2-3	1-2	1956-2007
UW-La Crosse	21	13-7-1	415-313	8-3-1	5-4	1946-2004
UW-Milwaukee	23	19-4	460-218	8-0	11-4	1933-1974
UW-Oshkosh	37	14-20-3	482-676	6-10-2	8-10-1	1931-1999
UW-Platteville	13	4-9	238-258	4-5	0-4	1931-1983
UW-River Falls	2	2-0	90-13	1-0	1-0	1968-1969
UW-Stevens Point	26	13-12-1	427-478	8-3-1	5-9	1931-1989
UW-Stout	3	2-1	47-27	1-0	1-1	1972-1981
UW-Superior	1	1-0	25-6	1-0	0-0	1953-1953
UW-Whitewater	29	9-17-3	406-608	6-4-2	4-12-1	1932-2006
Youngstown State (Ohio)	1	0-0-1	7-7	0-0	0-0-1	1964-1964

# Maintenance Management *plus*

General Building Maintenance  
and Repairs

David R. Engels  
2787 Westview Road  
Green Bay, WI 54313

- ★ Landscaping
- ★ Lawn Care
- ★ Painting
- ★ Snow Plowing
- ★ Project Management
- ★ Property Management

Tel. (920) 434-9866 • Fax (920) 662-2393

## Last Time It Happened

### Safety:

By St. Norbert: vs. Lake Forest, 9/22/07

By Opponent: Lawrence, 9/15/07

### Overtime Game:

vs. Simpson, 11/22/03 (St. Norbert 26, Simpson 20) - 2 OT

### 50 Points in a Game:

By St. Norbert: vs. Beloit, 9/9/06 (55)

By Opponent: UW-Whitewater, 11/18/06 (59)

### Punt Return for TD:

By St. Norbert: Tony Mendina vs. Grinnell, 9/9/06 (46 yards)

By Opponent: Todd Steele, Monmouth, 9/22/90 (95 yards)

### Kickoff Return for TD:

By St. Norbert: Loren Coleman vs. Ripon, 10/23/04 (93 yards)

By Opponent: Ray Neosh, Coe, 9/23/95 (70 yards - free kick after safety)

### Interception Return for TD:

By St. Norbert: Ben Hackbart vs. Illinois College, 11/3/07 (50 yards)

By Opponent: Scott Burnoski, UW-La Crosse, 11/20/04 (94 yards)

### Fumble Return for TD:

By St. Norbert: Teddy Fleming vs. Monmouth, 10/7/06 (0 yards)

By Opponent: Chris Albanese, Carroll, 10/18/03 (37 yards)

### 200 Yards Rushing:

By St. Norbert: Casey Meehan vs. Grinnell, 10/30/04 (254 yards)

By Opponent: Justin Berrens, Lawrence, 10/11/03 (215 yards)

### 300 Yards Passing:

By St. Norbert: Cody Craig vs. Ripon, 10/20/07 (309 yards)

By Opponent: Joe Reed, Illinois College, 11/3/07 (363 yards)

### 150 Yards Receiving:

By St. Norbert: Judd O'Connell vs. Ripon, 10/20/07 (157 yards)

By Opponent: Evan Haffner, Monmouth, 9/17/05 (190 yards)

### 10 Pass Receptions:

By St. Norbert: Judd O'Connell vs. Olivet Nazarene, 9/2/06 (10)

By Opponent: Julian Ross, Beloit, 10/27/07 (11)

### 40 Yard Field Goal:

By St. Norbert: Bob Forstrom vs. UW-Whitewater, 11/18/06 (40 yards)

By Opponent: Conner McMackin, Illinois College, 11/3/07 (40 yards)

### Defensive Extra Point:

By St. Norbert: Jason Joanis vs. UW-Oshkosh, 9/6/97

By Opponent: Derek Micke, Lawrence, 9/15/07

## Academic All-Americans

Academic All-Americans are selected by the College Sports Information Directors of America.

1986-87	Matt Lang	first team
1986-87	Karl Zacharias	first team
1987-88	Matt Lang	first team
1987-88	Karl Zacharias	first team
1987-88	Mike Whitehouse	honorable mention
1988-89	Mike Whitehouse	first team
1989-90	Mike Whitehouse	first team
1999-2000	Mike Krueger	first team

## Green Knights in the Pros

The following is a list of St. Norbert players who signed contracts or were drafted by professional teams.

- 1917 - Joe LaFleur - Chicago Bears (two seasons)
- 1918 - Gerald O'Neil - Dayton (one season)
- 1933 - Mike Miketinic - Green Bay Packers (two seasons)
- 1949 - John Cahill - Green Bay Packers
- 1950 - Glen Kemp - Baltimore Colts
- 1952 - Pat Smithwick - Pittsburgh Steelers
- 1953 - Jerry Dufek - Green Bay Packers
- 1955 - Bob Hoerning - Los Angeles Rams
- 1956 - Jerry Johnson - Green Bay Packers
- 1957 - Norm Jarock - Green Bay Packers
- 1957 - Bob Barron - Green Bay Packers
- 1958 - Roger Wypyszynski - Washington Redskins,  
Green Bay Packers
- 1959 - Ron Newhouse - New York Titans, Oakland Raiders
- 1961 - Dennis Penza - Cleveland Browns, Minnesota Vikings
- 1963 - Dave Woulters - Green Bay Packers
- 1964 - Jule Mellen - Green Bay Packers
- 1965 - Dave Simon - Houston Oilers
- 1966 - Tim Houlton - Washington Redskins
- 1968 - Al Groves - Green Bay Packers
- 1969 - Tom Reichl - Dallas Cowboys
- 1970 - Larry Krause - Green Bay Packers (five seasons)
- 1971 - Pat Houlton - Green Bay Packers
- 1971 - Jim Maier - Green Bay Packers
- 1972 - Mike Teff - Dallas Cowboys
- 1972 - Ted Fritsch, Jr. - Atlanta Falcons (four seasons),  
Washington Redskins (one season)
- 1972 - Fran Schmitz - San Diego Chargers
- 1973 - Tom Deters - Green Bay Packers
- 1974 - Donn Pierce - Green Bay Packers
- 1974 - Tom Fritsch - Green Bay Packers, Philadelphia Eagles
- 1974 - Tim Gillespie - Chicago Winds (WFL) (one season),  
Denver Broncos
- 1980 - Bob Shackelford - Green Bay Packers
- 1982 - Tim Van Alstine - Green Bay Packers, Michigan Panthers (USFL)
- 1983 - Jim Finer - Houston Oilers
- 1987 - Rod Bohm - Green Bay Packers
- 1989 - Mike Whitehouse - Green Bay Bombers (IFL)
- 1996 - Dan Alsteen - Marseille Argonautes (France)
- 1996 - Bruce Breecher - Green Bay Bombers (IFL)
- 1997 - Dan Luedtke - Green Bay Bombers (IFL), Eidsvoll 1814s (Norway)
- 1999 - Jason Piurkowski - Green Bay Bombers (IFL)
- 2001 - Jeremiah Janssen - New York Jets
- 2006 - Bob Forstrom - Green Bay Blizzard (AF2)



# 2008 FOOTBALL SCHEDULE

Sat., Sept. 6	at Wartburg College	1 p.m.
<b>Sat., Sept. 13</b>	<b>Grinnell College</b>	<b>1 p.m.</b>
Sat., Sept. 20	at Lawrence Univ.	1 p.m.
<b>Sat., Sept. 27</b>	<b>Lake Forest College</b>	<b>1 p.m.</b>
Sat., Oct. 4	at Knox College	1 p.m.
<b>Sat., Oct. 11</b>	<b>Monmouth College</b>	<b>1 p.m.</b>
<b>Sat., Oct. 18</b>	<b>Carroll College (Homecoming)</b>	<b>1 p.m.</b>
Sat., Oct. 25	at Ripon College	1 p.m.
Sat., Nov. 1	at Beloit College	1 p.m.
<b>Sat., Nov. 8</b>	<b>Illinois College</b>	<b>1 p.m.</b>

