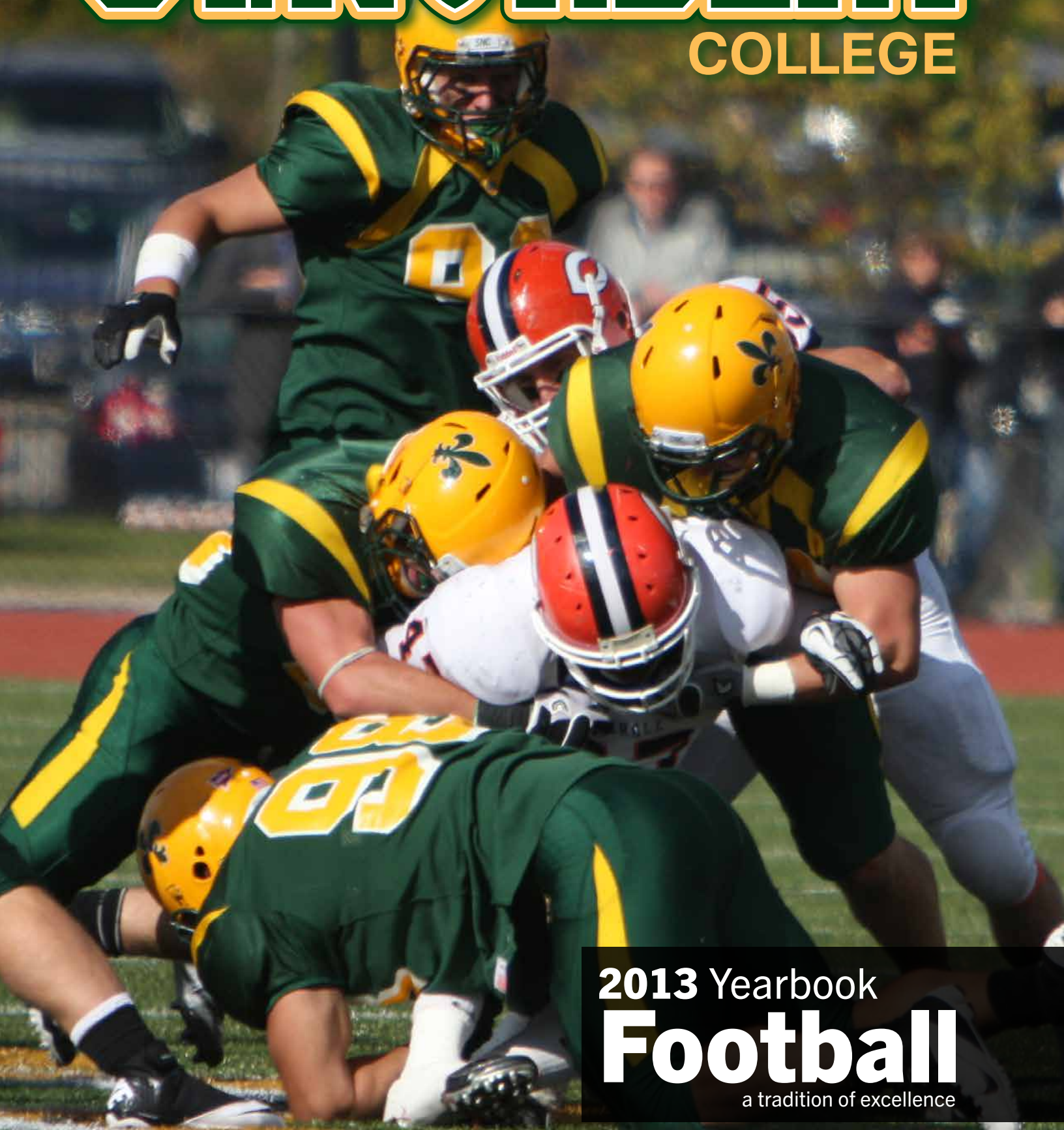


ST. NORBERT

COLLEGE



2013 Yearbook

Football

a tradition of excellence

They Cover the Green Knights

Radio

WSNC-Radio

Tim Derozier, play-by-play
100 Grant St.
De Pere, WI 54115
920-403-3221

WDUZ-Radio

The Rookie, sports director
P.O. Box 310
Green Bay, WI 54305
920.468.4100
920.468.0250 - fax

WTAQ-Radio

Mark Daniels, sports director
P.O. Box 23333
Green Bay, WI 54305
920.435.3771
920.321.2300 - fax

WNFL-Radio

John Maino, sports director
P.O. Box 23333
Green Bay, WI 54305
920.435.3771
920.321.2300 - fax

Television

WBAY-TV (Ch. 2 - ABC)

Chris Roth, sports director
115 S. Jefferson
Green Bay, WI 54301
920.438.3265
920.432.1190 - fax

WFRV-TV (Ch. 5 - CBS)

Burke Griffin, sports director
P.O. Box 19055
Green Bay, WI 54307
920.430.3625
920.437.5769 - fax

WLUK-TV (Ch. 11 - Fox)

Drew Smith, sports director
P.O. Box 19011
Green Bay, WI 54307
920.490.1428
920.490.2500 - fax

WGBA-TV (Ch. 26 - NBC)

Larry McCarren, sports director
1391 North Rd.
Green Bay, WI 54313
920.490.2655
920.490.2500 - fax

Newspapers

Green Bay Press-Gazette

Rich Palzewic, correspondent
P.O. Box 19430
Green Bay, WI 54307
920.431.8222
920.431.8379 - fax

Milwaukee Journal Sentinel

Sports desk
P.O. Box 661
Milwaukee, WI 53201
800.759.6397
414.224.2049 - fax

Wisconsin State Journal

sports desk
P.O. Box 8060
Madison, WI 53708
800.362.4221
608.252.6194 - fax

De Pere Journal


Todd McMahon, editor
P.O. Box 5066
De Pere, WI 54115
920.431.8210
920.431.8379 - fax

Marinette-Menominee Eagle-Herald

Jody Korch, sports editor
P.O. Box 77
Marinette, WI 54143
715.735.6611
715.735.7580 - fax

Marquette Mining Journal

Craig Remsburg, sports writer
249 W. Washington St.
Marquette, MI 49855
906.228.2500
906.228.2617 - fax



When Covering the Green Knights

Sports Information Office

The St. Norbert College Sports Information Office is located in Schuldes Sports Center, Room 123. Dan Lukes, Sports Information Director, may be reached at the following telephone numbers:

Office: 920.403.4077
Home: 920.983.0729
Fax: 920.403.3128
E-mail: dan.lukes@snc.edu

Press Credentials

Arrangements for press credentials should be made through the Sports Information Office by noon the day preceding the contest. All credentials will be left at will call.

Schneider Stadium

St. Norbert College home games are played at Schneider Stadium, located on the west side of De Pere, one mile south of campus on Lost Dauphin Road.

Press Box

The stadium press box features ample room for media personnel. Refreshments will be available and telephones can be provided for media on deadline.

Radio Broadcasts

Two broadcast booths are available in the press box and must be reserved two weeks prior to the contest. Stations will be limited to two credentials. All technical arrangements for phone lines must be made by the broadcasting station.

Interviews will Coach Purtill

Head coach Jim Purtill may be reached in his office weekday mornings between 9-11 a.m. His office phone is 920.403.3172.

Player Interviews

Player interviews may be set up through the Sports Information Office, or after practice. The Green Knights practice just east of campus south of the Fourth and Marsh streets intersection at Cloud Family Field.

Table of Contents

Media and General Information	2-3
About St. Norbert College	4-5
Head Coach Jim Purtill	6
Assistant Coaches	7
Returning Lettermen	8-18
Green Knights to Watch	19-20
2013 Roster	21
Midwest Conference Information	22
Retired Numbers	23
2012 Statistics	24-26
St. Norbert Record Book	27-42
All-Time Coaches	43
All-Time Results	44-47
All-Time Series Records	48
St. Norbert History	49

Quick Facts

Location: De Pere, Wisconsin 54115

Founded: 1898

Enrollment: 2,168

Nickname: Green Knights

Colors: Dartmouth Green and Old Gold

Stadium: Schneider Stadium (cap. 2,454)

National Affiliation: NCAA III

Conference Affiliation: Midwest Conference

President: Thomas Kunkel

Athletics Director: Tim Bald

Sports Information Director: Dan Lukes

SID Phone: (920) 403-4077

SID FAX: (920) 403-3128

SID Home: (920) 983-0729

SID E-Mail: dan.lukes@snc.edu

Athletic Trainers: Russ Schmelzer,
Ryan Vandervest, Heather Erfurt

Head Football Coach: Jim Purtill

Alma Mater: Miami-Ohio, 1978

Record (Years): 122-27 (15th)

Office: (920) 403-3172

Assistant Coaches: Josh Hager (defensive coordinator), Pete Baganz (linebackers), Todd Bierowski (wide receivers), Mike Brenwall (defensive line), Bob DeKeyser (linebackers/defensive backs), Ken Golomski (linebackers), Al Groves (running backs), Joe Leadley (quarterbacks), Don Maslinski (tight ends), Larry Nelson (defensive backs), Sean Riesenber (running backs), Terry Sayen (defensive backs), Mike Schultz (offensive assistant).

The mission of the St. Norbert College Department of Intercollegiate Athletics is to provide scholar-athletes with a quality experience that is intellectually, spiritually and personally challenging. The program promotes student growth in athletic skills, leadership, spirituality, teamwork, self-discipline and sportsmanship. This mission is supported by the philosophy and goals of NCAA Division III.

Staff Directory

Mailing address: Schuldes Sports Center
St. Norbert College
100 Grant St.
De Pere, WI 54115-2099

All telephone numbers are area code 920

STAFF

Athletics Director	
Tim Bald (Loras, 1980)	403-3031
Assistant Athletics Director	
Connie Tilley (UW-La Crosse, 1974)	403-3033
Sports Information Director	
Dan Lukes (UW-Oshkosh, 1998)	403-4077
Certified Athletic Trainers	
Russ Schmelzer (St. Norbert, 1981)	403-3179
Ryan Vandervest (UW-Oshkosh, 2002)	403-3179
Heather Erfurt (Lasell, 2008)	403-3179
Administrative Assistants	
Pat Duffy	403-3031
Jodi Schleis (Cardinal Stritch, 1999)	403-3921

COACHES

Baseball	
Tom Winske (Fort Hays State, 1988)	403-3545
Basketball, Men's	
Gary Grzesk (UW-Green Bay, 1996)	403-3137
Basketball, Women's	
Connie Tilley (UW-La Crosse, 1974)	403-3033
Cheer	
Erin Wilbers	403-3031
Cross Country, Men's and Women's	
Track and Field, Men's and Women's	
Don Augustine (Westminster-Pa., 2001)	403-3456
Dance	
Ashley Clark (St. Norbert, 2007)	403-3031
Football	
Jim Purtill (Miami-Ohio, 1978)	403-3172
Golf, Men's	
Tripp Maher (St. Norbert, 1980)	403-3031
Golf, Women's	
David Minten (St. Norbert, 1965)	403-3031
Ice Hockey, Men's	
Tim Coghlin (UW-Stevens Point, 1989)	403-3034
Ice Hockey, Women's	
Rob Morgan (Alberta, 1992)	403-3138
Soccer, Men's	
Derek Rhodes (Massachusetts, 2004)	403-3031
Soccer, Women's	
Dennis Detrie (UW-Green Bay, 2002)	403-3031
Softball and Equipment Manager	
JoAnn Krueger	403-4080
Tennis, Men's	
Matt Keesey (UW-Green Bay, 2010)	403-3031
Tennis, Women's	
Paul and Carrie Miller	403-3031
Volleyball, Women's	
Bethani Thibodeau (St. Norbert, 1998)	403-3138



Thomas Kunkel
President



Jeff Frick
Dean of the College • VP - Academic Affairs



Rev. Jay Fostner, O.Praem.
VP - Mission and Student Affairs



Charles Jacobs
MWC Faculty Rep.



Tim Bald
Athletics Director



St. Norbert is a **national top 10** Catholic liberal arts college.

Research and Faculty Collaboration

Roll up your sleeves and experience collaborative research with faculty and staff as early as your first year. In and out of the classroom, you'll find your professors are there for you. And they expect you'll be there for them in discussions, group projects, independent research, papers and, yes, hands-on collaborations that will put you ahead of your peers.

A Degree That Matters

What you do with your education matters. At St. Norbert, we believe it's important to help you apply your passions to the needs of the world. One way to get started is to participate in service projects. We're recognized nationally as one of the top five colleges in student service participation. Named to the President's Higher Education Community Service Honor Roll with Distinction, St. Norbert students are walking the walk.

Career Support—for Life

It's important that you consider your true calling, or vocation, in life—not just what type of job you might like. Our Career Services and Faith, Learning and Vocation teams offer great guidance as you discover your strengths and search for what gives you the most challenge and joy. We'll then help you find the career or opportunity you seek upon graduation, or even years from now when you're looking for a change. That's part of the reason 98% of our alumni express satisfaction with their St. Norbert experience.

Internships and Study Abroad

We encourage you to have an internship while at St. Norbert. There are opportunities on campus, in the local business and educational community, and even overseas. Why not consider an internship as part of your study-abroad experience? Student-teach in Ireland? Work at the British Parliament? Brainstorm in a public-relations office in Germany? We'll help.

Reputation for Success

The reputation of a college matters. Come see for yourself why we're among the top 10 Catholic liberal arts colleges in the United States. And then check out our alumni stories—because we believe the most important contributor to our reputation is our alumni success. What will we share about *you* after graduation? snc.edu/academics/careers.html

Momentum

St. Norbert College has invested in a new Honors Program, established a new women's hockey program and created new service and leadership opportunities. We've built a new library, a new residential hall, a new admission facility, a new cafeteria and commons, a new athletics stadium and, under construction, a new science hall. We're on the move—and it's all for you.



Athletics Facilities

Schuldes Sports Center: home of the Green Knights basketball and volleyball teams with a seating capacity of 2,000. Also features racquetball courts, training room, a newly remodeled weight room and a refurbished basketball floor.

Mel Nicks Sports Complex: home of the Green Knights baseball and softball teams where the baseball team ranked second in Division III in home attendance in 1997 and 2000.

Cornerstone Community Ice Center: The state-of-the-art facility is home to the St. Norbert hockey team. The rink opened in March 2000 and features seating for nearly 2,000 fans.

Donald J. Schneider Stadium: St. Norbert College proudly opened Donald J. Schneider Stadium, located on De Pere's near west side, in September 2010.

The 2,454-seat facility houses the Green Knights in football, men's and women's soccer and men's and women's outdoor track and field. Schneider Stadium hosted the Midwest Conference's Women's Soccer Tournament and Outdoor Track and Field Championship during the 2011-12 school year.

The stadium complex is named after a major donor, the late Don Schneider, who graduated from St. Norbert College in 1957. Schneider was the CEO of Schneider National Inc., one of the nation's largest transportation and logistics companies. He had been a member of the college's board of trustees and was also an adjunct professor at the college during the 1960s.

The playing field within the stadium is named in honor of Howard "Chick" Kolstad, St. Norbert's football coach from 1960 to 1978. Immensely respected as a coach and person, Kolstad's 19 years produced a 96-76-5 record mainly against scholarship-level opponents. A fierce competitor who once proclaimed he would schedule Notre Dame if the Irish would agree to it, he had 12 winning seasons and two others at .500.

The stadium replaced pre-World War II-era Dr. John R. Minahan Stadium, which was located near St. Norbert Abbey on De Pere's east side, and featured a cinder non-metric track and a natural grass playing surface.

Green Knights Achieve Academic and Athletic Success

In addition to the success of our teams, many of our individual athletes have earned distinction on and off the field. Not only has St. Norbert had national champions and all-conference performers, but several Academic All-Americans and Academic All-Conference selections as well.

Academic Success

- St. Norbert had 186 athletes earn Academic All-Conference honors in 2012-13.
- 54 athletes have earned Academic All-American accolades, the most by a Midwest Conference school.

Athletic Success

- St. Norbert had another successful year during the 2012-13 school year. The Green Knights compiled a 192-103-9 overall record, including a strong 109-35-6 mark in conference action.
- During 2012-13, all 20 of St. Norbert's athletic teams placed in the top half of the conference.
- The St. Norbert College hockey team won the 2008, 2011 and 2012 NCAA Division III national championship.
- Since 2001, St. Norbert has claimed seven individual NCAA Division III national champions in track and field.
- St. Norbert has won 87 Midwest Conference championships since joining the league in 1983.
- St. Norbert has won 13 Northern Collegiate Hockey Association titles and 11 NCHA Peters Cup championships since joining the league in 1994.

HEAD COACH JIM PURTILL



Entering his 15th season, St. Norbert College football coach Jim Purtill has the Green Knights hunting for their 11th Midwest Conference championship during his tenure.

The winningest coach in St. Norbert football history, the Green Knights have totaled an overall record of 122-27 under his leadership. The Green Knights have established their dominance in the Midwest Conference by winning 10 league championships and appearing in nine NCAA Division III Playoffs.

The Green Knights own an impressive 114-11 mark in Midwest Conference games under Purtill. St. Norbert fashioned a league record 26-game conference winning streak to start his coaching term and went on to break that mark with a 29-game conference winning streak from 2005 to 2008. The Green Knights' six straight MWC championships from 1999 to 2004 is the longest streak of titles in the 90-year gridiron history of the league.

St. Norbert has been a potent offensive club during his tenure. The Green Knights have scored over 50 points in a game 29 times in his 149-game coaching stint. In the 557 football games St. Norbert played prior to Purtill's arrival, the Green Knights scored at least 50 points in a game just 12 times.

The Green Knights finished all six seasons from 1999 to 2004 ranked in the final AFCA NCAA Division III Top 25, one of only two schools nationally – joined by Mount Union (Ohio) College – to accomplish the lofty feat. The amiable Kent, Ohio, native has led the Green Knights to final NCAA Division III rankings of 22nd in 1999, 17th in 2000, 23rd in 2001, 25th in 2002, 13th in 2003, 20th in 2004, a No. 23 ranking in 2006 and 18th in 2007.

In the NCAA Division III Playoffs, St. Norbert has taken on nine of the country's top small-college programs. The Green Knights faced St. Thomas in the first-round of the 2012 NCAA Division III Playoffs, falling to the eventual national runner-up. St. Norbert, which lost 24-20 to UW-Eau Claire in 2007, fell to eventual national runner-up UW-Whitewater in 2006. In 2004, St. Norbert led Wisconsin Intercollegiate Athletic Conference champion UW-La Crosse after three quarters before succumbing 37-23 in a first-round game. During the 2003 season, St. Norbert rallied late in the game to pull out a 26-20 double overtime win over Simpson (Iowa) College, and then lost a second-round contest to eventual national champion St. John's (Minn.) University 38-13. The Green Knights lost a narrow 39-32 decision to Augustana (Ill.) College in the 1999 playoffs

Purtill at St. Norbert – A Tradition of Excellence

Year	Overall	MWC/Finish	Postseason/Final Ranking
1999	9-2	9-0/1st	NCAA First Round/Ranked No. 22
2000	10-1	9-0/1st	NCAA First Round/Ranked No. 17
2001	8-2	7-1/T1st	NCAA First Round/Ranked No. 23
2002	9-1	8-1/T1st	Ranked No. 25
2003	11-1	9-0/1st	NCAA Second Round/Ranked No. 13
2004	9-2	9-0/1st	NCAA First Round/Ranked No. 20
2005	8-2	8-1/2nd	
2006	10-1	9-0/1st	NCAA First Round/Ranked No. 23
2007	10-1	9-0/1st	NCAA First Round/Ranked No. 18
2008	7-3	7-2/3rd	
2009	9-1	8-1/2nd	
2010	7-4	7-2/1st	NCAA First Round
2011	7-3	7-2/2nd	
2012	8-3	8-1/1st	NCAA First Round
Totals	122-27	114-11	

and the 2000 club led Central (Iowa) College 14-12 at halftime before dropping a 29-14 score. In 2001, St. Norbert lost to St. John's by a 27-20 count. The Green Knights faced North Central (Ill.) College in the 2010 NCAA Playoffs.

No stranger to success at the conference and national levels, Purtill's prior two coaching stops were rife with similar success. As offensive line coach at Ferris State (Mich.) University from 1988 to 1994, the Bulldogs won three Midwest Intercollegiate Football Conference titles and appeared in the NCAA Division II Playoffs each of those years.

After moving to Albion College in 1995 as the offensive coordinator, the Britons won Michigan Intercollegiate Athletic Association titles in 1995, 1996 and 1998, earning NCAA Division III Playoff berths in 1996 and 1998. Purtill was named NCAA Division III Offensive Coordinator of the Year in 1996 after Albion registered regular-season totals of 538 yards and 50.8 points per game.

Purtill graduated with a bachelor's degree in comprehensive social studies in 1978 from Miami (Ohio) University, a school which boasts a reputation as a "Cradle of Coaches," proving as a training ground for the likes of Earl "Red" Blaik, Woody Hayes, Ara Parseghian and Bo Schembechler. Purtill earned his master's degree in physical education from Salem (W. Va.) College in 1995.

Assistant Coaches



Josh Hager Defensive Coordinator

Defensive coordinator Josh Hager is in his second year as the St. Norbert defensive coordinator. Hager, who was the defensive coordinator at Minnesota-Crookston in 2011, also coached linebackers for four years at Michigan Tech. He has also coached at Central Connecticut State and Mary.



JOSH HAGER



Pete Baganz Linebackers

Pete Baganz begins his first season at St. Norbert and his 32nd overall of coaching football. Baganz has spend the last 14 seasons as an assistant at Ashwaubenon High School. He also spent eight years at Luxemburg-Casco High School, including four as the head coach, two years at UW-Oshkosh and seven seasons at Sturgeon Bay High School. Baganz is a 2012 inductee into the WFLA Hall of Fame.



Ken Golomski Linebackers

Ken Golomski enters his sixth season on the St. Norbert staff after a highly successful 25-year career as the head football coach at Ashwaubenon High School. Golomski, who will coach defensive backs, led the Jaguars to WIAA Division 2 state championships in 1996, 2000, 2001 and 2005 and state runner-up finishes in 1993 and 1998.



Larry Nelson Defensive Backs

Larry Nelson is in his fifth season at St. Norbert and will coach defensive backs. Nelson coached at various levels for 31 years at Ashwaubenon High School, and was on the coaching staff of four WIAA state champions in 1996, 2000, 2001 and 2005 and two state runner-ups in 1993 and 1998.



Todd Bierowski Wide Receivers

In his 12th year coaching the wide receivers is Todd Bierowski. Bierowski is a highly decorated St. Norbert player, sharing the school record for pass receptions in a game with 12 and is third all-time in pass receptions with 122. Bierowski also served as a team captain in 1993 and 1994.



Al Groves Running Backs

Al Groves is in his 15th season coaching the St. Norbert running backs. Groves, who played at St. Norbert from 1965-68, was the head coach at De Pere Abbot Pennings High School from 1982-90. After his playing career at St. Norbert, Groves was drafted by the Green Bay Packers. Groves is a 1969 St. Norbert graduate.



Sean Riesenber Running Backs

Sean Riesenber enters his fourth year as an assistant at St. Norbert, and will work with the wide receivers. Riesenber, a 2001 graduate of Ripon College, played football and golf for the Red Hawks. He most recently coached at Green Bay Southwest High School.



Mike Brenwall Defensive Line

Mike Brenwall enters his first season on the St. Norbert coaching staff and will work with the defensive line. Brenwall spent 18 seasons from 1986 to 2004 on the coaching staff at West De Pere High School, and also coached for four seasons at Ashwaubenon High School.



Joe Leadley Quarterbacks

Joe Leadley is in his eighth season coaching the St. Norbert quarterbacks. Leadley has coached at the college level for the past 14 seasons, spending seven years coaching wide receivers at UW-Oshkosh and four years as the offensive coordinator at Lawrence. He also was an assistant at Northern Michigan when the Wildcats claimed the 1975 NCAA Division II national championship and is a 1997 inductee into the NMU Hall of Fame.



Terry Sayen Defensive Backs

A well-known Michigan high school coach, Terry Sayen begins his 16th year on the St. Norbert staff. Sayen mentored three-time All-American linebacker Jeremiah Janssen, who signed a free-agent contract with the New York Jets following the 2001 season. The Gwinn, Mich., native coached Munising High School to the 1980 MHSAA Class C state championship and is in the Michigan High School Football Coaches Hall of Fame.



Bob DeKeyser Special Teams/Linebackers

Bob DeKeyser is in his 15th year as a St. Norbert assistant. DeKeyser, the special teams coordinator, has also coached defensive backs and quarterbacks while at St. Norbert. DeKeyser has coached at UW-Platteville as well as Niagara, Lena, Oconto and New London high schools. DeKeyser was an All-WSUC performer at UW-Platteville.



Don Maslinski Tight Ends

Entering his seventh year on the staff, Don Maslinski has been a fixture around St. Norbert athletics. Maslinski, who was St. Norbert's athletics director from 1998 to 2004, was a long-time assistant football coach at Ashwaubenon High School in Green Bay. "Maz" will again work with the tight ends this season.



Mike Schultz Offensive Assistant

Mike Schultz is in his fifth year of a second stint coaching at St. Norbert. Schultz, an offensive assistant, coached at St. Norbert from 2002-04 and was also an assistant at Lawrence and Carroll, where he played quarterback from 1992-95.

Returning Lettermen



Tony Altmann
Sophomore – Defensive Line
Milladore, Wis. – Auburndale HS

One varsity letter. **2012:** Did not record a tackle. Defensive scout team player of the week against St. Thomas. **Personal:** Majoring in mathematics. Participated in football, baseball and baseball at Auburndale High School. All-conference in football twice and in baseball three times. Enjoys football. Birthdate

is 10/5/93.



Larry Amato
Senior – Wide Receiver
Hawthorn Woods, Ill. – Mundelein Carmel HS

Three varsity letters. **2012:** Moved to wide receiver after two seasons as a quarterback. Caught one pass for seven yards, coming in 79-7 win over Lawrence. **2011:** Played in one game but did not attempt a pass. Offensive scout team player of the week against Knox. **2010:** Saw action in one varsity game but did not

attempt a pass. **Personal:** Majoring in business administration. Lettered in football twice at Carmel High School. Team won conference championship as senior. Birthdate is 4/12/92.



Jordan Baker
Junior – Wide Receiver
Hessel, Mich. – Cedarville HS

One varsity letter. **2012:** Did not play football. **2011:** Did not catch a pass. **Personal:** Majoring in business administration. Participated in football, basketball, baseball, track and cross country at Cedarville High School. U.P. Class "D" Offensive Player of the Year in 2010. First-team all-conference selection as senior

in football and basketball. Team most valuable player in football, basketball, baseball and track as senior. Basketball team was MHSAA Class D runner-up as sophomore. National Honor Society member. Brother, Justin, played football at St. Norbert. Enjoys hunting, being out on the water, working out and friends. Birthdate is 12/1/92.



Nick Banaszak
Sophomore – Linebacker
Wauwatosa, Wis. – Milwaukee Pius XI

One varsity letter. **2012:** Did not make a tackle. **Personal:** Majoring in business administration. Participated in football and track at Milwaukee Pius XI High School. Honorable mention all-conference selection at linebacker as senior. Enjoys fishing, sailing and camping. Birthdate is 2/22/94.



Brock Becker
Sophomore – Offensive Line
Pardeeville, Wis. – Pardeeville HS

One varsity letter. **2012:** Saw action on the offensive line. **Personal:** Majoring in business administration. Lettered three times in football and two times in track at Pardeeville High School. All-conference performer in shot put. Enjoys sports, hunting and fitness. Birthdate is 9/13/93.



Sean Berendes
Sophomore – Wide Receiver
Hartland, Wis. – Arrowhead HS

One varsity letter. **2012:** Did not record a reception. Offensive scout team player of the week against Carroll and Lake Forest. **Personal:** Majoring in history. Participated in football and track at Arrowhead High School. Enjoys sports. Birthdate is 8/6/93.



Jerry Blake
Sophomore – Defensive Line
Orland Park, Ill. – Sandburg HS

One varsity letter. **2012:** Did not record a tackle. **Personal:** Majoring in mathematics. Participated in football, wrestling and track at Sandburg High School. All-conference in football. Father played football at Northern Illinois. Enjoys fishing. Birthdate is 8/5/94.



Brad Boockmeier
Sophomore – Running Back
Green Bay, Wis. – Preble HS

One varsity letter. **2012:** Rushed 75 times for 430 yards, a 5.7-yards-per-carry average, with six touchdowns. Caught 10 passes for 114 yards. Academic All-Midwest Conference. Team offensive Unsung Hero award winner. Team offensive player of the week against Grinnell. Rushed 15 times for 101 yards with one touchdown and caught three passes for 19 yards in 20-12 win over Grinnell. Ran for 98 yards with two touchdowns on 14 carries and also caught one pass for 21 yards in 42-7 win over Beloit. Rushed eight times for 56 yards in 79-7 win over Lawrence. **Personal:** Majoring in mathematics. Dean's List student at St. Norbert. Lettered four times in track and field and twice each in football and basketball at Green Bay Preble High School. Fox River Classic Conference running back of the year as senior, and was also first-team all-area and a unanimous first-team All-FRCC selection. All-FRCC in track in three different events (shot put, 110 hurdles and 4x200 relay). Holds St. Norbert decathlon record with 6,471 points, and was an All-American in the event as freshman at NCAA Division III Outdoor Championship with eighth-place finish. Brother, Tom, is on golf team at UW-Green Bay. Enjoys reading, motorcycles and golfing. Birthdate is 6/29/94.

Returning Lettermen



Zach Broberg
Junior – Running Back
Green Bay, Wis. – Bay Port HS

Two varsity letters. **Career:** Has nine rushing attempts for 45 yards. **2012:** Rushed seven times for 32 yards. Returned three kickoffs for 55 yards. Academic All-Midwest Conference. Carried five times for 26 yards and also returned one kickoff for 26 yards in 79-7 win over Lawrence. Returned two kickoffs for 29 yards and

had two rushes for six yards in 42-7 win over Beloit. **2011:** Finished the year with two rushes for 13 yards, both coming in 37-21 win over Ripon. Offensive scout team player of the week against Beloit. **Personal:** Majoring in business administration. Dean's List student at St. Norbert. Played football at Bay Port High School and was on a Fox River Classic Conference champion as a junior. Enjoys hunting and fishing. Birthdate is 6/28/92.



Evan Broyles
Sophomore – Offensive Line
Sun Prairie, Wis. – Sun Prairie HS

One varsity letter. **2012:** Named team's rookie of the year on offense after seeing extensive time up front. Academic All-Midwest Conference. **Personal:** Majoring in history. Lettered in football and wrestling three times each and in track four times at Sun Prairie High School. Earned several All-Big Eight Conference honors in all

three sports. Team captain in football and track. National Honor Society member. Enjoys fishing and weightlifting. Birthdate is 9/2/93.



Jacob Bunk
Sophomore – Offensive Line
St. Francis, Wis. – St. Francis HS

One varsity letter. **2012:** Played extensively on the offensive line during his freshman season. **Personal:** Majoring in business administration. Lettered in football and basketball three times each at St. Francis High School. All-conference selection twice in football and played in WFCB state all-star game. Enjoys sports.

Birthdate is 6/27/94.



Patrick Burke
Junior – Tight End
Elmhurst, Ill. – Immaculate Conception HS

Two varsity letters. **2012:** Did not catch a pass. Missed second half of season due to injury. Academic All-Midwest Conference. **2011:** Saw action at tight end but did not catch a pass. **Personal:** Majoring in biology. Dean's List student at St. Norbert. Lettered twice each in football and basketball at Immaculate Conception

High School. Second-team all-conference selection in football and all-area choice in basketball as a senior. Team captain in both sports. Salutatorian of his class and also National Honor Society member, and was his chapter's president. Earned Eagle Scout. Enjoys the outdoors. Birthdate is 2/4/93.



R.J. Callow
Sophomore – Linebacker
Phillips, Wis. – Phillips HS

One varsity letter. **2012:** Did not record a tackle. Defensive scout team player of the week against Cornell and Lake Forest. **Personal:** Majoring in business administration. Lettered three times each in football and baseball and twice in powerlifting at Phillips High School. All-conference selection in football and

baseball. Qualified for state in Future Business Leaders of America. Enjoys hunting, fishing and the outdoors. Birthdate is 5/27/94.



Trevor Campbell
Junior – Defensive Back
Green Bay, Wis. – Ashwaubenon HS

Two varsity letters. **2012:** Turned in 10 tackles with a forced fumble. Team defensive player of the week against Beloit. Recorded four tackles with forced fumble in 79-7 win over Lawrence. Totaled four tackles with one-half tackle for loss in 42-7 win over Beloit. **2011:** Did not record a tackle. **Personal:** Majoring in business

administration. Participated in football and basketball at Ashwaubenon High School. First-team all-area and first-team all-Fox River Classic Conference, and was named the league's defensive back of the year as a senior. Birthdate is 5/26/93.



Brandon Carter
Sophomore – Running Back
De Pere, Wis. – West De Pere HS

One varsity letter. **2012:** Rushed eight times for 34 yards, all coming in 79-7 win over Lawrence. Offensive scout team player of the week against Monmouth.

Personal: Majoring in education. Participated in football, basketball and track at West De Pere High School. All-Bay Conference selection in football, where

team won conference title all four years. Football team won WIAA Division 3 state title his junior and senior seasons. Enjoys athletics, swimming and the outdoors. Birthdate is 1/28/94.



Lucas Coopman
Sophomore – Offensive Line
Menasha, Wis. – Menasha HS

One varsity letter. **2012:** Provided depth along the offensive line. Academic All-Midwest Conference.

Personal: Majoring in biology. Lettered in football three times and in track twice at Menasha High School. Football team won VFA championship as senior. Enjoys video games and friends. Birthdate is 6/7/94.

Returning Lettermen



Andrew Cullen
Senior – Offensive Line
Janesville, Wis. – Craig HS

Three varsity letters. **2012:** Second-team All-Midwest Conference selection. Team offensive most improved player. Team offensive player of the week against Carroll and Monmouth. **2011:** Anchored the left tackle spot all season. **2010:** Started at right guard during the season half of the season. Named team's offensive rookie of

the year. **Personal:** Majoring in biology. Participated in football and track at Janesville Craig High School. Honorable mention all-conference selection in football. Enjoys sports, hunting and fishing. Birthdate is 5/23/92.



ANDREW CULLEN



Matt Daniels
Junior – Quarterback
Appleton, Wis. – St. Mary Central HS

Two varsity letters. **2012:** Completed 2 of 2 passes for 18 yards and also rushed one time for one yard and a touchdown, all in a 79-7 win over Lawrence. **2011:** Did not attempt a pass. Offensive scout team player of the week against Lake Forest. **Personal:** Majoring in business administration. Played football, baseball

and basketball at St. Mary Central High School. All-conference selection on both sides of the ball in football as senior and all-conference in baseball as a junior. St. Mary Central's male athlete of the year for his class. Oldest brother played football at UW-Platteville. Enjoys hunting, fishing and friends. Birthdate is 7/1/92.



Austin Diedrich
Sophomore – Defensive Back
Kaukauna, Wis. – Kaukauna HS

One varsity letter. **2012:** Did not record a tackle. Academic All-Midwest Conference. **Personal:** Majoring in business administration. Dean's List student at St. Norbert. Lettered three times in baseball, twice in football and once in basketball at Kaukauna High School. Honorable mention All-VFA selection in football

as senior. Two-year football captain. Attended Badger Boys State. Mother played college softball at Oklahoma State. Enjoys sports, fishing, family, friends and music. Birthdate is 9/2/94.



Matt Doherty
Sophomore – Offensive Line
Riverside, Ill. – Fenwick HS

One varsity letter. **2012:** Played along the offensive line. **Personal:** Majoring in education. Lettered three times in football and once in basketball at Fenwick High School. First-team All-Chicago Catholic League selection. Team won Chicago Prep Bowl his junior year. Named team's best lineman. Birthdate is 3/25/94.



Dan Egan
Junior – Defensive Back
Skokie, Ill. – Niles North HS

Two varsity letters. **2012:** Totaled eight tackles and one pass defended during the season. Academic All-Midwest Conference. Team special teams player of the week against St. Thomas. Had two tackles with one pass defended in 42-7 win over Beloit. Also had two tackles each in 40-3 loss to John Carroll and in 28-21 win over

Carroll. **2011:** Finished the year with one tackle and one blocked kick. Made one tackle in 30-14 win over Beloit. Had blocked kick in 48-34 loss at Illinois College. **Personal:** Major is undecided. Lettered three times each in football and track at Niles North High School. All-conference linebacker with Niles North, and was also the team's most valuable defensive player. Enjoys guitar, food and friends. Birthdate is 3/17/93.



Craig Fagan
Senior – Running Back
Orland Park, Ill. – Chicago Mt. Carmel HS

Three varsity letters. **Career:** Has carried 172 times for 852 yards and four touchdowns. Has caught 17 passes for 93 yards. **2012:** Finished the season with 79 yards rushing and one touchdown on 21 carries. Caught six passes for 21 yards. Academic All-Midwest Conference. Rushed seven times for 27 yards and one touchdown

in 79-7 win over Lawrence. Posted 23 yards rushing on three carries in 31-9 loss at Monmouth. Had 20 yards rushing on four carries with two receptions for seven yards in 42-7 win at Beloit. **2011:** Led squad in rushing with 718 yards on 140 carries and three touchdowns. Added 11 receptions for 72 yards. Team Iron Man award on offense. Team offensive player of the week against Monmouth. Fashioned four 100-yard rushing games. Ran 22 times for 133 yards and one touchdown in 37-21 win over Ripon. Totaled 131 yards on 17 carries and one touchdown in 30-28 win over Grinnell. Ran 19 times for 112 yards in 28-7 win over Carroll. Made 32 carries for 103 yards in 10-3 loss to Monmouth. **2010:** Rushed 11 times for 55 yards. Team offensive scout team player of the week against Monmouth. Rushed seven times for 32 yards in 49-0 win over Knox. Had four carries for 23 yards in 77-26 win over Lawrence. **Personal:** Majoring in psychology. Dean's List student at St. Norbert. Lettered twice each in football and rugby at Mount Carmel High School. Football team's special teams player of the year. National Honor Society member. Birthdate is 11/24/91.

Returning Lettermen



Matt Fargo
Sophomore – Defensive Back
Mount Horeb, Wis. – Mount Horeb HS

One varsity letter. **2012:** Did not attempt a pass or rush. **Personal:** Majoring in business administration. Lettered four times each in football and track and three times in basketball at Mount Horeb High School. All-area and all-conference selection in football and also all-conference in basketball. Conference long jump champion as junior.

Enjoys hunting and fishing. Birthdate is 10/7/93.



Brian Feltz
Senior – Linebacker
DeForest, Wis. – DeForest HS

Three varsity letters. **Career:** Owns 78 tackles with 8.5 tackles-for-loss, one forced fumble and one pass defended. **2012:** Compiled 46 tackles, 4.5 tackles for loss, one quarterback sack and one pass defended. Academic All-Midwest Conference. Team EPEP award against St. Thomas. Turned in 10 tackles with two

tackles-for-loss and one quarterback sack in 31-9 loss at Monmouth. Had five tackles each in three different games, in 35-31 win over Ripon, in 28-21 win over Carroll and in 20-16 win over Cornell. **2011:** Finished the season with 32 tackles, four tackles-for-loss and one forced fumble. Turned in a 10-tackle outing in 28-7 win over Carroll. Had six tackles with one tackle-for-loss in 41-6 win over Lake Forest. Had three tackles with one tackle-for-loss and one forced fumble in 37-21 win over Ripon. **2010:** Did not record a tackle. **Personal:** Majoring in business administration. Dean's List student at St. Norbert. Lettered three times in football and twice in track at DeForest High School. First-team all-conference selection in football as junior and senior. Football team won conference title as senior and was state runner-up as sophomore. Team defensive most valuable as junior and senior. National Honor Society member. Enjoys fishing, golfing, reading and friends. Birthdate is 2/3/92.



Jacob Finegan
Sophomore – Defensive Line
Ishpeming, Mich. – Republic-Michigamme HS

One varsity letter. **2012:** Did not record a tackle. Defensive scout team player of the week against Lawrence. **Personal:** Majoring in business administration. Played football as part of a cooperative with Ishpeming High School. Also participated in basketball and track and Republic-Michigamme High

School. Twice named first-team Upper Peninsula Class A-B-C Team. All-Mid Peninsula Conference at tight end. Ishpeming finished as MHSAA Division 7 runner-up his junior year. Valedictorian of his class. Enjoys fishing, hunting and four-wheeling. Birthdate is 7/15/94.



Brian Fliess
Senior – Wide Receiver
Burlington, Wis. – Catholic Central HS

Three varsity letters. **Career:** Owns 43 receptions for 586 yards and six touchdowns. **2012:** Registered 26 receptions for 365 yards and four touchdowns. Earned team season EPEP award on offense. Returned 14 kickoffs for 266 yards and six punts for 94 yards. Caught five passes for 38 yards in 28-21 win over Carroll. Totaled 129 all-

purpose yards with three receptions for 60 yards and one touchdown along with four kickoff returns for 69 yards in 31-9 loss to Monmouth. Had three receptions for 58 yards and one touchdown in 20-12 win over Grinnell. **2011:** Finished the season with 17 receptions for 221 yards and two touchdowns, and also had one rush for 30 yards. Attempted one pass, which was incomplete. Had five catches for 43 yards and one touchdown in 43-7 win over Knox. Made three receptions for 40 yards in 48-34 loss to Illinois College. Had three receptions for 29 yards and rushed once for 30 yards in 30-0 win over Lawrence. Caught 54-yard touchdown pass in 30-14 win over Beloit. **2010:** Played in five games but did not record a reception. **Personal:** Majoring in business administration. Participated in football, basketball, baseball, track and golf at Burlington Catholic Central High School. First team all-area, all-county and all-conference selection in football. First team all-area choice in baseball and second team all-area honoree in basketball. Played on two state football champions and two state baseball titlists. Played in WFLA All-Star Game. Part of state record-setting 4x400-meter relay team. Enjoys fishing, running and golfing. Birthdate is 7/29/92.



BRIAN FLIESS



Nick Frett
Junior – Wide Receiver
Arlington Heights, Ill. – St. Viator HS

Two varsity letters. **2012:** Caught one pass on the season, a 26-yard touchdown reception in 79-7 win over Lawrence. **2011:** Did not catch a pass. **Personal:** Majoring in communications. Participated in football, basketball and track at St. Viator High School. Enjoys friends and parks. Birthdate is 10/11/92.



Sean Fuss
Junior – Defensive Back
Sauk City, Wis. – Sauk Prairie HS

One varsity letter. **2012:** Recorded one tackle, coming in 42-7 win over Beloit. **Before SNC:** Attended Culver-Stockton College. **Personal:** Majoring in biology. Participated in football and track at Sauk Prairie High School. Enjoys football. Birthdate is 6/29/93.

Returning Lettermen



Logan Gott
Sophomore – Offensive Line
Milwaukee, Wis. – Milwaukee Marquette HS

One varsity letter. **2012:** Saw action on the offensive line. **Personal:** Majoring in sociology. Participated in football, wrestling, track and rugby at Milwaukee Marquette High School. Earned second-team and honorable mention all-conference honors in football. Football team won WIAA Division 1 state title his

sophomore year. Birthdate is 4/7/94.



Nick Haselwander
Sophomore – Running Back
Eau Claire, Wis. – North HS

One varsity letter. **2012:** Rushed one time for four yards, coming in 79-7 win over Lawrence. Academic All-Midwest Conference. Offensive scout team player of the week against Grinnell. **Personal:** Majoring in business administration. Dean's List student at St. Norbert.

Participated in football, basketball and powerlifting at Eau Claire North High School. Participated in state and national powerlifting meet twice. Father and uncle both played football at St. Norbert. Enjoys working out, hunting and the outdoors. Birthdate is 2/18/94.



Michael Heim
Senior – Wide Receiver
Green Bay, Wis. – Ashwaubenon HS

Two varsity letters. **2012:** Caught 15 passes for 159 yards and two touchdowns. Made four receptions for 30 yards and one touchdown in 28-21 overtime win over Carroll. Had three receptions for 61 yards in 31-9 loss to Monmouth. Caught three passes for 38 yards and one touchdown in 31-20 win over Knox. **2011:** Caught

one pass for 15 yards, coming in 20-7 loss to St. Thomas. **Personal:** Majoring in education. Dean's List student at St. Norbert. Participated in football, baseball and tennis at Ashwaubenon High School. Father, Steve, played football at St. Norbert. Sister, Lauren, played soccer at St. Norbert. Twin sister, Morgan, is a senior on St. Norbert's basketball team. Enjoys fishing and hunting. Birthdate is 5/29/92.



MICHAEL HEIM



Alex Hernandez
Senior – Defensive Back
Miami, Fla. – Archbishop Carroll HS

Three varsity letters. **2012:** Recorded one tackle, coming in 31-20 win over Knox. **2011:** Team offensive scout team player of the week against Carroll and Grinnell. Did not record a tackle. **2010:** Did not play football. **2009:** Played in two games but did not record a tackle.

Personal: Majoring in business administration.

Participated in football at Archbishop Carroll High School. Team qualified for state semifinals. Enjoys music. Birthdate is 11/27/90.



RANDY HILL



Randy Hill
Junior – Kicker/Punter
Green Bay, Wis. – West De Pere HS

One varsity letter. **2012:** Converted 38 of 40 point-after touchdown attempts and succeeded on 8 of 12 field-goal attempts. Finished 54 kickoffs with 17 touchbacks and average 60.9 yards per boot. Midwest Conference special teams player of the week against Cornell and Lake Forest. Team special teams player of the year.

Special teams player of the week against Knox, Ripon, Cornell and Lake Forest. Converted both field-goal attempts including a season-long 41 yards and made both point-after attempts in 20-16 win over Cornell. Made 2 of 3 field goals and both extra points, and averaged 63.8 yards with three touchdowns backs on five kickoffs in 20-10 win over Lake Forest. **Before SNC:** Attended UW-Whitewater in fall of 2011. **Personal:** Majoring in education. Participated in football, track and basketball at West De Pere High School. West De Pere captured 2010 WIAA Division 3 state football title after finishing state runner-up in 2009. Second-team all-state choice at kicker in 2010, and was also first-team all-region. In 2009 and 2010, was first-team all-area and All-Bay Conference. Also first-team All-Bay as a wide receiver in 2010, and set WIAA record with eight receptions in state championship game. Accomplished track athlete who had four top-seven finishes in jumping events at WIAA state track and field meet. Claimed 2013 Midwest Conference indoor high jump championship (6-6) and was named one of the men's most outstanding field performers of the meet. Birthdate is 9/19/92.

Returning Lettermen




Mark Hoeft
Junior – Defensive Line
Waunakee, Wis. – Waunakee HS

Two varsity letters. **2012:** Totaled five tackles for the season. Had two tackles with one pass defended in 42-7 win over Beloit. Had one tackle, going for a tackle-for-loss, in 20-10 win over Lake Forest. **2011:** Did not record a tackle. Defensive scout team player of the week against Knox. **Personal:** Majoring in biology. Lettered twice in football at Waunakee High School, where he was on teams that won a pair of WIAA Division 2 state championships. Second-team All-Badger North Conference selection. Earned team's Hustle Award as a senior. Brother, David, played lacrosse at Carthage from 2008-11. Enjoys working out. Birthdate is 6/26/92.



Ryan Kaltenmark
Junior – Wide Receiver
St. Charles, Ill. – Wheaton St. Francis HS

One varsity letter. **2012:** Did not play football. **2011:** Did not catch a pass. **Personal:** Majoring in communications. Participated in football, hockey and lacrosse at Wheaton St. Francis High School. Football team won IHSAA state title his sophomore year. Birthdate is 8/3/93.



Nick Keller
Senior – Linebacker
Gurnee, Ill. – Mundelein Carmel HS

Three varsity letters. **2012:** Posted 26 tackles with 1.5 tackles-for-loss, one fumble recovery and one interception. Academic All-Midwest Conference. Netted 10 tackles with one-half tackle-for-loss in 35-31 win over Ripon. Had four tackles and one interception in 31-20 win over Knox. Finished with three tackles each in 42-7 win over Beloit and in 48-17 loss to St. Thomas in first round of NCAA Division III Playoffs. **2011:** Did not record a tackle. **2010:** Finished the season with two tackles. Team defensive scout team player of the week against Ripon. Made two tackles in 58-14 win over Grinnell. **Personal:** Majoring in military science. Dean's List student at St. Norbert. Lettered twice in football at Carmel High School. Named all-conference and team most valuable player. Named to the Chicago Tribune, The Daily Herald and Pioneer Press all-area teams. Enjoys hunting, fishing and cooking. Birthdate is 8/8/91.



Cody Kirchman
Sophomore – Quarterback
Green Bay, Wis. – Preble HS

One varsity letter. **2012:** Did not record a tackle. **Personal:** Majoring in business administration. Participated in football and track at Green Bay Preble High School. Named team's most valuable special teams player. National Honor Society member. Enjoys football, family, fishing and traveling. Birthdate is 12/17/93.



Zach Klarkowski
Junior – Linebacker
Green Bay, Wis. – Denmark HS

Two varsity letters. **2012:** Finished his first season at linebacker with 18 tackles and one interception. Team defensive rookie of the year. Ended with season-high eight tackles in 35-31 win over Ripon. Had three tackles apiece in 40-3 loss to John Carroll and in 31-20 win over Knox. Intercepted one pass with two tackles in 79-7 win over Lawrence. **2011:** Totaled 54 carries for 232 yards and four touchdowns while playing running back. Caught four passes for 74 yards and one touchdown. Team EPEP award winner against Illinois College. Rushed for 104 yards and three touchdowns in 15 carries and also caught two passes for 19 yards in 48-34 loss to Illinois College. Caught two passes for 55 yards and one touchdown while rushing 11 times for 40 yards and one touchdown in 30-28 win over Grinnell. **Personal:** Majoring in business administration. Participated in football, wrestling and baseball at Denmark High School. All-conference in football and wrestling. Birthdate is 1/20/93.



Philip Kostka
Junior – Defensive Line
Rosholt, Wis. – Stevens Point Pacelli HS

Two varsity letters. **2012:** Did not finish the season with a tackle. Academic All-Midwest Conference. **2011:** Did not record a tackle. **Personal:** Majoring in pre-medicine. Dean's List student at St. Norbert. Participated in football, wrestling and track and field at Pacelli High School. All-conference selection as a center his senior year. Named most improved athlete in all three sports. Football team won pair of conference championships. National Honor Society member. Enjoys hunting, fishing, friends and family. Birthdate is 6/1/93.



Kevin Krueger
Junior – Kicker/Punter
Seminole, Fla. – St. Petersburg Catholic HS

Two varsity letters. **2012:** Punted 57 times for 2,082 yards, an average of 36.5 yards per punt. Forced 12 fair catches and 16 punts were inside the opponents' 20-yard line. Team special teams player of the week against Beloit. Punted three times for 44.0-yard average in 42-7 win over Beloit. Punted three times for 42.0-yard average in 31-20 win over Knox. Had five punts for 39.6-yard average, including season-long 63-yard punt, in 31-9 loss to Monmouth. **2011:** Punted 31 times for 996 yards, an average of 32.1 yards per punt. Ten of his punts were fair caught and six were inside the opponents' 20-yard line. Team special teams player of the week against Monmouth and Carroll. Punted six times for 35.5-yard average, with four punts fair caught and three going inside the 20-yard line in 10-3 loss to Monmouth. Punted 10 times for 35.8-yard average, including a season-best 55-yard punt, in 28-7 win over Carroll. **Personal:** Majoring in accounting. Lettered three years in football at St. Petersburg Catholic High School. Birthdate is 6/8/93.

Returning Lettermen



Frank Laterza
Sophomore – Quarterback
Barrington Hills, Ill. – St. Viator HS

One varsity letter. **2012:** Completed 6 of 17 passes for 93 yards with one touchdown and one interception. Also rushed three times for seven yards. Completed 2 of 4 passes for 21 yards and rushed twice for nine yards in 40-3 loss to John Carroll. Finished 2-for-3 passing for 41 yards and one touchdown in 79-7 win over Lawrence. **Personal:** Majoring in business administration.

Participated in football, basketball and baseball at St. Viator High School. As a senior, team captain in football and team comeback of the year in baseball. Father played football at Southern Illinois. Enjoys history. Birthdate is 6/8/94.



Peter Latham
Senior – Defensive Line
Bradenton, Fla. – Lakewood Ranch HS

Three varsity letters. **Career:** Owns 14 career tackles, with 5.5 tackles-for-loss, 3.5 quarterback sacks and one fumble recovery. Team defensive player of the week against Grinnell. Totaled four tackles with 1.5 tackles-for loss and one-half quarterback sack in 35-31 win over Ripon. Netted two tackles, both quarterback

sacks, in 20-12 win over Grinnell. Had one tackle, a quarterback sack, in 20-10 win over Lake Forest. **2011:** Finished the year with one tackle, coming in 37-21 win over Ripon. **2010:** Had one tackle on the season, coming in 48-2 win over Monmouth. Team defensive scout team player of the week against Beloit. **Personal:** Majoring in business administration. Participated in football, basketball, wrestling, weightlifting and track at Lakewood Ranch High School. All-area in football three straight years and was named an all-county selection as a senior. Enjoys computer programming. Birthdate is 11/17/91.



PETER LATHAM



Tony Ledvina
Senior – Running Back
Green Bay, Wis. – Preble HS

Three varsity letters. **Career:** Has 141 yards rushing on 31 carries. Owns 17 receptions for 80 yards and one touchdown. **2012:** Totaled 28 yards rushing on eight carries, and had seven receptions for 30 yards. Had 11 yards rushing on two carries with one reception for two yards in 79-7 win over Lawrence. Caught two passes for 17 yards in 31-20 win over Knox. Hauled in two

passes for 14 yards and also had two rushes netting one yard in 20-12 win over Grinnell. **2011:** Finished the season with 21 carries for 100 yards, and also had 10 receptions for 50 yards and one touchdown. Team most improved player award on offense. Rushed six times for 24 yards in 43-7 win over Knox. Caught two passes for 21 yards and had three carries for 17 yards in 28-7 win over Carroll. Rushed twice for 17 yards in 37-21 win over Ripon. **2010:** Had two rushes for 13 yards, both carries coming in 77-26 win over Lawrence. Team offensive scout team player of the week against Grinnell. **Personal:** Majoring in business administration. Participated in football at Green Bay Preble High School. Birthdate is 9/27/91.



Andy Lichtfuss
Senior – Linebacker
Oshkosh, Wis. – Lourdes HS

Three varsity letters. **Career:** Has five rushing attempts for 18 yards and one touchdown. Also has 10 receptions for 66 yards. **2012:** Finished the season with six yards rushing on three attempts, and also had 10 receptions for 66 yards. Caught three passes for 24 yards with one rush for three yards in 20-16 win over Cornell. Caught

two passes for 15 yards in 20-10 win over Lake Forest. **2011:** Saw action but did not record a rushing attempt. **2010:** Rushed twice for 12 yards and one touchdown, all coming in 77-26 win over Lawrence. **Personal:** Majoring in psychology. Dean's List student at St. Norbert. Lettered four times in football, three times in basketball and once in track at Oshkosh Lourdes High School. Twice named all-conference and all-area. Selected for WFCA All-Star Game. Football team most valuable player. National Honor Society member. Mother, Laura, played softball and volleyball at St. Norbert. Birthdate is 10/14/91.



Joe Lorenz
Junior – Linebacker
Elk Mound, Wis. – Eau Claire Regis HS

Two varsity letters. **2012:** Finished the season with 20 tackles. Academic All-Midwest Conference. Team special teams player of the week against Carroll. Posted four tackles in 28-21 overtime win over Carroll. Totaled three tackles apiece in 31-20 win over Knox and in 79-7 win over Lawrence. **2011:** Did not make a tackle. Team

defensive scout team player of the week against Carroll. **Personal:** Majoring in biology. Dean's List student at St. Norbert. Participated in football, basketball, golf and track at Eau Claire Regis High School. Was a WFCA All-Star selection as a senior. Father played center at Princeton. Enjoys hunting, reading, running, snorkeling and traveling. Birthdate is 2/6/93.



Gage McGeough
Sophomore – Linebacker
Kiel, Wis. – Kiel HS

One varsity letter. **2012:** Did not record a tackle. Defensive scout team player of the week against Knox. **Personal:** Majoring in business administration. Participated in football at Kiel High School. Enjoys disc golf and boating. Birthdate is 9/15/93.



Ryan Messer
Sophomore – Tight End
Green Bay, Wis. – Ashwaubenon HS

One varsity letter. **2012:** Did not catch a pass. **Personal:** Majoring in business administration. Lettered twice in football and once in tennis at Ashwaubenon High School. Football won Fox River Classic Conference title his junior year. Enjoys fishing, sports and friends. Birthdate is 11/14/93.

Returning Lettermen



Tom Murray
Sophomore – Tight End
Lake Geneva, Wis. – Burlington Catholic Central HS

One varsity letter. **2012:** Did not catch a pass. **Personal:** Majoring in sociology. Participated in football and track at Burlington Catholic Central High School. As a senior, was first-team all-conference and all-area. As a junior, was second-team all-area and honorable mention all-conference. Team won WIAA Division 7 state title as sophomore and was state runner-up as junior. President of Catholic Central's Student Council. Enjoys karaoke. Birthdate is 1/16/94.



Gregg Neuburg
Sophomore – Defensive Line
Grafton, Wis. – Milwaukee Marquette HS

One varsity letter. **2012:** Did not record a tackle. **Personal:** Major is undecided. Participated in football and rugby at Milwaukee Marquette High School. Honorable mention all-conference selection. Team won conference championships his junior and senior seasons. Birthdate is 2/8/94.



Billy Nikolai
Junior – Linebacker
Green Bay, Wis. – Ashwaubenon HS

Two varsity letters. **2012:** Compiled 12 tackles with one tackle-for-loss. Had eight tackles, including one tackle-for-loss, in 79-7 win over Lawrence. Had two tackles each in 20-16 win over Cornell and in 20-10 win over Lake Forest. **2011:** Did not record a tackle. Team defensive scout team player of the week against Ripon. **Personal:** Majoring in environmental science. Lettered twice in football at Ashwaubenon High School. Second-team all-conference selection as a senior, when the Jaguars won the Fox River Classic Conference championship. Enjoys fishing, hunting and the outdoors. Birthdate is 2/20/93.



Sean O'Regan
Senior – Wide Receiver
Marco Island, Fla. – Naples Lely HS

Three varsity letters. **2012:** Made the move to wide receiver, but did not catch a pass. **2011:** Did not attempt a pass. **2010:** Did not attempt a pass. **Personal:** Majoring in business administration. Lettered twice in football at Naples Lely High School. Played in area all-star game and was team captain. Brother, Michael, played football at Assumption College. Enjoys golf, darts and weightlifting. Birthdate is 3/13/91.



Peter Ostergaard
Senior – Defensive Back
Snebjerg, Denmark – Herningsholm HS

Three varsity letters. **2012:** Did not register a tackle. Academic All-Midwest Conference. **2011:** Did not record a tackle. Team defensive scout team player of the week against Monmouth. **2010:** Did not record a tackle. Team defensive scout team player of the week against Grinnell. **Personal:** Majoring in business administration. Dean's List student at St. Norbert. Team defensive player of the year in high school. Enjoys triathlons and working out. Birthdate is 5/4/91.



Anthony Parker
Senior – Defensive Back
Fond du Lac, Wis. – St. Mary's Springs HS

Three varsity letters. **Career:** Has 82 tackles with two interceptions. **2012:** Enjoyed a breakout season with 65 tackles, 2.5 tackles-for-loss, 1.5 quarterback sacks, two interceptions and three passes defended. Team Unsung Hero Award for special teams. Midwest Conference defensive player of the week against Carroll. Team defensive player of the week against Carroll. Team special teams player of the week against John Carroll. Team EPEP award against Lake Forest. Finished with 11 tackles, two interceptions, one tackle-for-loss and one-half quarterback sack with one pass defended in 28-21 overtime win over Carroll. Had 11 tackles in 31-9 loss to Monmouth. Posted nine tackles with one quarterback sack in 48-17 loss to St. Thomas in NCAA Division III Playoffs. Made eight tackles in 40-3 loss to John Carroll. **2011:** Made nine tackles on the season. Turned in three stops in 30-14 win over Beloit. Had two tackles apiece in 43-7 win over Knox and 30-0 win over Lawrence. **2010:** Totaled eight tackles on the season. Had two tackles apiece in 58-14 win over Grinnell, in 37-13 win over Ripon and in 57-7 loss to North Central in NCAA Division III Playoffs. **Personal:** Majoring in accounting. Lettered four times each in football and track and twice in basketball at Fond du Lac St. Mary's Springs High School. Two-time first-team all-conference selection at running back and also a first-team all-conference choice once at defensive back. Twice named football team's offensive most valuable player and track most valuable player. Also basketball team's defensive player of the year. Enjoys friends, Frisbee, running and camping. Birthdate is 11/3/91.



ANTHONY PARKER

Returning Lettermen



Matt Petersilka
Junior – Linebacker
Sturgeon Bay, Wis. – Sevastopol HS

Two varsity letters. **2012:** Finished the season with two tackles. Had one tackle each in 28-21 overtime win over Carroll and in 79-7 win over Lawrence. **2011:** Did not record a tackle. Team defensive scout team player of the week against Lake Forest. **Personal:** Major is undecided. Participated in football, basketball and baseball at Sevastopol High School. First-team all-conference selection at linebacker and second-team all-conference choice at running back. Also all-conference in baseball. Team captain in football and baseball. Birthdate is 7/10/92.



Max Pirman
Senior – Defensive Line
Green Bay, Wis. – Preble HS

Three varsity letters. **2012:** Finished the season with nine tackles, four tackles-for-loss, one quarterback sack and one interception. Academic All-Midwest Conference. Team defensive player of the week against Lawrence. Totaled three tackles and had one interception in 35-31 win over Ripon. Had two tackles, two tackles-for-loss and one quarterback sack in 79-7 win over Lawrence. **2011:** Played in five games but did not record a tackle. **2010:** Did not record a tackle. Team defensive scout team player of the week against Lake Forest. **Personal:** Majoring in education. Dean's List student at St. Norbert. Lettered three times in football and once in lacrosse at Green Bay Preble High School. Honorable mention all-conference selection at linebacker as a junior. National Honor Society member. Grandfather, Frank Pirman, played football and basketball at St. Norbert and is in the school's Hall of Fame. Birthdate is 4/23/92.



Randall Prost
Sophomore – Offensive Line
Fond du Lac, Wis. – St. Mary's Springs HS

One varsity letter. **2012:** Provided depth on the offensive line. Academic All-Midwest Conference. **Personal:** Majoring in accounting. Lettered three times in football at St. Mary's Springs High School. Birthdate is 5/18/94.



Austin Prusha
Senior – Defensive Line
Waunakee, Wis. – Waunakee HS

Three varsity letters. **Career:** Owns 25 career tackles, 5.5 tackles-for-loss and two forced fumbles. **2012:** Totaled two tackles with one tackle-for-loss and one forced fumble, all coming in 40-3 loss to John Carroll. **2011:** Finished the season with 22 tackles, 4.5 tackles-for-loss and one quarterback sack. Added two passes defended and returned one interception 61 yards. Had four tackles with two tackles-for-loss and one quarterback sack in 30-14 win over Beloit. Made four tackles in 43-7 win over Knox. Compiled three tackles with 1.5 tackles for loss in 48-34 loss to Illinois College. Intercepted one pass and had one tackle in 41-6 win over Lake Forest. **2010:** Totaled one tackle on the season with a forced

Prusha continued

fumble, all coming in 77-26 win over Lawrence. **Personal:** Majoring in biology. Lettered in football, basketball and baseball at Waunakee High School. Second-team all-conference selection in football. Football team won WIAA Division 2 state football championship his senior year. Also played in the WIAA State Baseball Tournament as senior. Enjoys outdoors and video games. Birthdate is 5/14/92.



Jack Rasmussen
Sophomore – Offensive Line
Galena, Ill. – Galena HS

One varsity letter. **2012:** Offensive scout team player of the week against Cornell. **Personal:** Majoring in economics. Lettered three times in football at Galena High School. Enjoys football and fishing. Birthdate is 9/39/93.



Dan Savino
Senior – Defensive Line
Des Plaines, Ill. – Maine West HS

Three varsity letters. **Career:** Owns 37 career tackles with five tackles-for-loss and three quarterback sacks. **2012:** Totaled 28 tackles with five tackles-for-loss and three quarterback sacks. Team EPEP award against Carroll. Had season-high seven tackles with one tackle-for-loss in 28-21 overtime win over Carroll. Finished with five tackles with one tackle-for-loss, one quarterback sack and one safety in 31-9 loss to Monmouth. Made four tackles with one-half quarterback sack in 35-31 win over Ripon. **2011:** Came up with eight tackles on the year. Made three stops in 43-7 win over Knox. Had two tackles in 37-21 win over Ripon. **2010:** Made one tackle on the year, coming in 77-26 win over Lawrence. Team defensive scout team player of the week against Illinois College. **Personal:** Major is undecided. Participated in football and track at Maine West High School. All-conference selection in football. Grandfather played football at the University of Detroit. Birthdate is 3/26/92.



DAN SAVINO

continued on top

Returning Lettermen



Joe Schlueter

Senior – Defensive Back
Eagan, Minn. – Cretin-Derham Hall HS

Three varsity letters. **2012:** Totaled six tackles, two passes defended, one tackle-for-loss and one interception. Finished with two tackles and one interception in 42-7 win over Beloit. Defensed two passes with one tackle-for-loss in 79-7 win over Lawrence. **2011:** Registered one pass defended, coming in 43-7 win over Knox. **2010:** Did not record a tackle. **Personal:** Majoring in biology. Dean's List student at St. Norbert. Lettered three years in football and wrestling at Cretin-Derham Hall High School. Team won MSHSL Class 5A state football title his senior year. Enjoys fishing and football. Birthdate is 2/6/92.



Ben Sherman

Junior – Offensive Line
College Station, Texas – A&M Consolidated HS

Two varsity letters. **2012:** Offensive scout team player of the week against Knox. **2011:** Offensive scout team player of the week against St. Thomas. **Personal:** Majoring in education. Played football at A&M Consolidated High School. Father, Mike, is former head coach of the Green Bay Packers and is now the offensive coordinator for the Miami Dolphins. Brother, Matt, played at Texas A&M. Birthdate is 9/10/92.



Stephen Sheperd

Sophomore – Wide Receiver
Grafton, Wis. – Homestead HS

One varsity letter. **2012:** Did not catch a pass. **Personal:** Majoring in business administration. Lettered in football and track and Homestead High School. All-North Shore Conference in football and track. Also participated in track and field at St. Norbert. Enjoys sports and the outdoors. Birthdate is 7/10/93.



Aaron Strodthoff

Junior – Defensive Line
De Pere, Wis. – De Pere HS

Two varsity letters. **2012:** Did not register a tackle. **2011:** Did not record a tackle. Defensive scout team player of the week against St. Thomas and Beloit. **Personal:** Major is undecided. Participated in football and baseball at De Pere High School. Second-team All-Fox River Classic Conference selection and honorable mention all-area. Team captain. Sister played basketball at Brandeis. Enjoys hunting, fishing and weight lifting. Birthdate is 4/25/93.



Cary Thomas

Sophomore – Quarterback
Racine, Wis. – St. Catherine's HS

One varsity letters. **2012:** Rushed one time for minus-six yards on the season. Offensive scout team player of the week against Ripon. **Personal:** Majoring business administration. Participated in football at Racine St. Catherine's High School. Enjoys music. Birthdate is 9/11/93.



James Tringali

Junior – Quarterback
Wesley Chapel, Fla. – Wiregrass Ranch HS

Two varsity letters. **2012:** Completed 152 of 278 passes for 1,847 yards with 17 touchdowns and 11 interceptions. Team offensive player of the week against Cornell. Threw for season-high 258 yards on 20-for-33 passing with three touchdowns and four interceptions in 31-20 win over Knox. Completed 20 of 37 passes for 226 yards with three touchdowns in 28-21 overtime win over Carroll. Passes for 222 yards, completing 10 of 16 passes with three touchdowns and one interception in 35-31 win over Ripon. Finished with 202 yards passing with two touchdowns, completing 16 of 25 passes in 20-12 win over Grinnell. **2011:** Saw varsity action but did not attempt a pass. **Personal:** Majoring in business administration. Dean's List student at St. Norbert. Played football and basketball at Wiregrass Ranch High School. All-conference once in football and three times in basketball. Holds school records in passing yards and touchdowns in football and assists in basketball. School's male athlete of the year. National Honor Society member. Enjoys sports. Birthdate is 12/23/92.



JAMES TRINGALI



Dillon Tycz

Sophomore – Defensive Back
Cudahy, Wis. – Cudahy HS

One varsity letter. **2012:** Did not record a tackle. Defensive scout team player of the week against John Carroll. **Personal:** Majoring in business administration. Participated in football, baseball and track at Cudahy High School. Honorable mention all-conference selection in football. Enjoys snowboarding, ATVs, video games and sports. Birthdate is 9/27/93.

Returning Lettermen



Wyatt Veseth
Sophomore – Linebacker
Fox Point, Wis. – Milwaukee Marquette HS

One varsity letter. **2012:** Did not record a tackle. **Personal:** Majoring in psychology. Lettered twice in football at Milwaukee Marquette High School. Twice named honorable mention all-conference. Team claimed conference titles his junior and senior years. Great grandfather is former world lightweight championship

contender Billy Petrolle, who is in Boxing Hall of Fame. Enjoys yard work and the outdoors. Birthdate is 9/1/93.



Jacob Wells
Sophomore – Defensive Back
Gwinn, Mich. – Gwinn HS

One varsity letter. **2012:** Did not record a tackle. Academic All-Midwest Conference. **Personal:** Majoring in business administration. Lettered twice each in football, wrestling and tennis and once in track and Gwinn High School. All-Mid Peninsula Conference as running back and defensive back as senior.

Valedictorian of class. Enjoys hunting, fishing and weight training. Birthdate is 8/20/94.



Mark Villers
Junior – Wide Receiver
Sturgeon Bay, Wis. – Southern Door HS

Two varsity letters. **2012:** Made the move to wide receiver from quarterback, and caught seven passes for 113 yards. Made four receptions for 56 yards in 48-17 loss to St. Thomas in first round of NCAA Division III Playoffs. Caught one pass for 26 yards in 20-16 win over Cornell. **2011:** Did not attempt a pass. **Personal:**

Majoring in education. Lettered twice each in football, basketball and baseball at Southern Door High School. Second-team all-conference at defensive back and punter, and was honorable mention all-conference twice at quarterback. Football team MVP. Enjoys hunting, fishing and cars. Birthdate is 12/30/92.



Max Westphal
Senior – Offensive Line
Clintonville, Wis. – Clintonville HS

Three varsity letters. **2012:** Started throughout the season at right guard. **2011:** Finished the season on the depth chart at No. 2 at right tackle. 2010: Received a medical hardship. **2009:** Provided depth on the offensive line. **Personal:** Majoring in communications. Participated in football, basketball and baseball

at Clintonville High School. Football and baseball teams won conference championships. Played on Class A state champion American Legion baseball teams in 2007 and 2008. Attended Badger Boys State. Brother, Luke, was an All-American pitcher at UW-Oshkosh and plays with the Gateway Grizzlies of the Frontier League. Enjoys sports, camping, hunting and fishing. Birthdate is 8/21/90.



Matt Wanezek
Junior – Linebacker
Greendale, Wis. – Greendale HS

Two varsity letters. **2012:** Did not register a tackle. **2011:** Did not record a tackle. Team defensive scout team player of the week against Grinnell. **Personal:** Majoring in communications. Played football at Greendale High School. Enjoys lifting, football and sports. Birthdate is 10/14/92.



MAX WESTPHAL



Jack Ward
Sophomore – Defensive Line
Wausau, Wis. – Newman HS

One varsity letter. **2012:** Did not record a tackle. Defensive scout team player of the week against Beloit. **Personal:** Majoring in computer science. Participated in football, track and skiing at Wausau Newman High School. Enjoys guitar, weightlifting and art. Birthdate is 3/29/94.



Brad Wire
Junior – Offensive Line
Belleville, Wis. – Belleville HS

Two varsity letters. **2012:** Saw action at left guard during the season. **2011:** Provided depth on the offensive line. **Personal:** Majoring in economics. Lettered three times in football and twice in baseball at Belleville High School. First-team all-conference selection as a senior. Enjoys playing cards. Birthdate is 5/26/93.

Green Knights to Watch



Paul Allen
So. – Defensive Back
Green Bay



Shane Anderson
Fr. – Linebacker
Gillett



Cole Andrekus
So. – Linebacker
Burlington



Curtiss Arndt
Fr. – Running Back
Combined Locks



James Cramer
Fr. – Wide Receiver
Green Bay



J.T. Crosby
Fr. – Quarterback
Aurora, Ill.



Taylor Daul
Fr. – Defensive Back
Algoma



Alex Dempsey
Fr. – Defensive Line
Negaunee, Mich.



Kevontrell Ellis
Fr. – Wide Receiver
Milwaukee



Ryan Grandlic
Fr. – Defensive Back
Glenbeulah



Connor Gullstrand
Fr. – Linebacker
Green Bay



Matt Haselwander
Fr. – Tight End
Eau Claire



Jared Hohol
Fr. – Defensive Back
Green Bay



Bobby Jaacks
Fr. – Offensive Line
Prospect Heights, Ill.



Olafs Jurenko
Fr. – Running Back
Cedarburg



Chris Kallas
Fr. – Offensive Line
Hinsdale, Ill.



Mitchell Ledwith
Fr. – Defensive Line
Neenah

St. Norbert College Football Roster




Tyler Mathes
Fr. – Linebacker
Chilton



Alex McCully
Fr. – Linebacker
Grayslake, Ill.



Zack Meier
Fr. – Running Back
Naperville, Ill.



Zach Reeves
Fr. – Wide Receiver
Laona



Anthony Romano
Fr. – Running Back
Jupiter, Fla.



Niklas Rosander
Fr. – Defensive Line
Soderlioping, Sweden



Alec Swanson
Fr. – Defensive Back
Mundelein, Ill.



Ian Taylor
Fr. – Quarterback
Portage




Dan Tieman
Fr. – Kicker
Alsip, Ill.




Joe Zielinski
Fr. – Linebacker
Colorado Springs, Colo.


Student Trainers




Abby Andrie




Abigail Bishop




Kyle Boudreau




Kelly Brofka



Sara Gionet




Angel Hon



Ally Klein



Dani Mason



Sarah Serdar

St. Norbert College Football Roster

as of 8/23/13

No.	Name	Pos.	Yr.	Hgt.	Wgt.	Hometown	No.	Name	Pos.	Yr.	Hgt.	Wgt.	Hometown
1	Kevin Krueger **	K/P	Jr.	5-11	180	Seminole, Fla.	45	Nick Haselwander *	RB	So.	5-9	220	Eau Claire
1*	James Cramer	WR	Fr.	5-5	160	Green Bay	46	Austin Prusha ***	DL	Sr.	6-2	225	Waunakee
2	Randy Hill *	K/P	Jr.	6-1	170	Green Bay	46*	Jacob Finegan *	DL	So.	5-11	250	Ishpeming, Mich.
4	Ian Taylor	QB	Fr.	6-1	190	Portage	47	Dan Egan **	DB	Jr.	5-11	190	Skokie, Ill.
5	Keontrell Ellis	WR	Fr.	6-2	185	Milwaukee	48	Matt Wanezek **	LB	Jr.	5-11	210	Greendale
7	Anthony Parker ***	DB	Sr.	5-11	200	Fond du Lac	50	Alex McCully	LB	Fr.	5-10	205	Grayslake, Ill.
8	Frank Laterza *	DB	So.	5-11	185	Barrington Hills, Ill.	51	Nick Keller ***	LB	Sr.	5-11	205	Gurnee, Ill.
8*	Cody Kirchman *	QB	So.	6-0	190	Green Bay	51*	Ben Sherman **	OL	Jr.	6-0	250	College Station, Texas
9	Matt Daniels **	QB	Jr.	5-10	190	Appleton	52	Aaron Strodthoff **	DL	Jr.	5-11	245	De Pere
9*	Austin Diedrich *	DB	So.	5-11	200	Kaukauna	53	Connor Gullstrand	LB	Fr.	6-0	195	Green Bay
10	James Tringali **	QB	Jr.	6-4	205	Wesley Chapel, Fla.	54	Brian Feltz ***	LB	Sr.	5-9	210	DeForest
10*	Ryan Grandlic	DB	Fr.	6-0	180	Glenbeulah	55	Billy Nikolai **	LB	Jr.	6-0	200	Green Bay
11	Larry Amato ***	WR	Sr.	6-0	200	Hawthorn Woods, Ill.	56	Shane Anderson	LB	Fr.	6-4	215	Gillett
12	Sean O'Regan ***	WR	Sr.	6-2	200	Marco Island, Fla.	57	Nick Banaszak *	LB	So.	5-10	175	Wauwatosa
12*	Paul Allen	DB	So.	5-11	175	Green Bay	58	Joe Zielinski	LB	Fr.	5-11	205	Colorado Springs, Colo.
13	Sean Berendes *	WR	So.	5-11	180	Hartland	59	Matt Doherty *	OL	So.	6-4	250	Riverside, Ill.
15	Mark Villers **	WR	Jr.	6-0	195	Sturgeon Bay	60	Bobby Jaacks	OL	Fr.	6-1	225	Prospect Heights, Ill.
16	J.T. Crosby	QB	Fr.	6-2	200	Aurora, Ill.	61	Cole Andrekus	LB	So.	5-11	205	Burlington
17	Nick Frett **	WR	Jr.	5-11	190	Arlington Heights, Ill.	62	Tony Altmann *	DL	So.	6-0	225	Milladore
18	Brian Fliess ***	WR	Sr.	6-0	180	Burlington	62*	Randall Prost *	OL	So.	6-3	260	Fond du Lac
19	Cary Thomas *	QB	So.	6-3	205	Racine	63	Chris Kallas	OL	Fr.	6-0	260	Hinsdale, Ill.
20	Matt Petersilka **	LB	Jr.	5-10	200	Sturgeon Bay	63*	Tyler Mathes	LB	Fr.	5-11	195	Chilton
21	Jacob Wells *	DB	So.	5-9	185	Gwinn, Mich.	64	Evan Broyles *	OL	So.	5-10	285	Sun Prairie
22	Matt Fargo *	DB	So.	5-10	185	Mount Horeb	66	Brad Wire **	OL	Jr.	5-11	290	Belleville
22*	Zach Broberg **	RB	Jr.	5-6	185	Green Bay	67	Logan Gott *	OL	So.	6-3	275	Milwaukee
23	Brandon Carter *	RB	So.	5-7	170	De Pere	68	Jack Rasmussen *	OL	So.	6-1	305	Galena, Ill.
24	Dillon Tycz *	DB	So.	5-7	160	Cudahy	69	Jacob Bunk *	OL	So.	6-3	290	St. Francis
25	Ben Rehn *	DB	So.	5-10	185	Gillett	70	Brock Becker *	OL	So.	5-11	280	Pardeeville
25*	Curtiss Arndt	RB	Fr.	5-10	170	Combined Locks	72	Gregg Neuburg *	DL	So.	6-0	245	Grafton
26	Joe Lorenz **	DB	Jr.	6-2	195	Elk Mound	73	Lucas Coopman *	OL	So.	6-1	315	Menasha
27	Sean Fuss *	DB	Jr.	5-7	170	Sauk City	75	Andrew Cullen ***	OL	Sr.	6-4	275	Janesville
28	Jordan Baker *	WR	Jr.	6-0	180	Hessel, Mich.	77	Max Westphal ***	OL	Sr.	6-3	315	Clintonville
28*	Jared Hohol	DB	Fr.	5-9	180	Green Bay	80	Michael Heim **	WR	Sr.	6-4	210	Green Bay
29	Olafs Jurenko	RB	Fr.	5-8	180	Cedarburg	81	Ryan Kaltenmark *	WR	Jr.	5-11	190	St. Charles, Ill.
30	Tony Ledvina ***	RB	Sr.	5-10	210	Green Bay	81*	Dan Tieman	K	Fr.	5-8	170	Alsip, Ill.
30*	Taylor Daul	DB	Fr.	5-8	155	Algoma	82	Matt Haselwander	TE	Fr.	6-1	210	Eau Claire
31	Andy Lichtfuss ***	LB	Sr.	6-0	230	Oshkosh	83	Stephen Sheperd *	WR	So.	6-2	165	Grafton
31*	Peter Ostergaard ***	DB	Sr.	6-0	200	Snebjerg, Denmark	84	Ryan Messer *	TE	So.	6-4	210	Green Bay
33	Zach Klarkowski **	LB	Jr.	5-9	205	Green Bay	87	Zach Reeves	WR	Fr.	5-11	155	Laona
34	Alex Hernandez ***	RB	Sr.	5-9	195	Miami, Fla.	88	Patrick Burke **	TE	Jr.	6-8	255	Elmhurst, Ill.
34*	R.J. Callow *	LB	So.	6-0	200	Phillips	90	Philip Kostka **	DL	Jr.	5-8	260	Rosholt
35	Max Pirman ***	DL	Sr.	5-11	215	Green Bay	90*	Tom Murray *	TE	So.	6-3	225	Lake Geneva
35*	Zack Meier	RB	Fr.	6-1	190	Naperville, Ill.	91	Alex Dempsey	DL	Fr.	6-1	240	Negaunee, Mich.
37	Gage McGeough *	LB	So.	5-10	215	Kiel	92	Mark Hoefft **	DL	Jr.	6-3	255	Waunakee
38	Joe Schlueter ***	DB	Sr.	5-10	195	Eagan, Minn.	93	Mitchell Ledwith	DL	Fr.	6-3	215	Neenah
39	Alec Swanson	DB	Fr.	5-11	190	Mundelein, Ill.	94	Jerry Blake *	DL	So.	6-2	240	Orland Park, Ill.
40	Anthony Romano	RB	Fr.	5-10	205	Jupiter, Fla.	97	Dan Savino ***	DL	Sr.	5-10	260	Des Plaines, Ill.
41	Wyatt Veseth *	LB	So.	5-11	205	Fox Point	98	Niklas Rosander	DL	Fr.	6-0	225	Soderlioping, Sweden
42	Trevor Campbell **	DB	Jr.	5-11	210	Green Bay	99	Peter Latham ***	DL	Sr.	6-1	230	Bradenton, Fla.
42*	Jack Ward *	DL	So.	6-0	225	Wausau							
43	Craig Fagan ***	RB	Sr.	6-0	210	Orland Park, Ill.							
44	Brad Boockmeier *	RB	So.	5-10	220	Green Bay							

* - after number denotes duplicate number * - after name denotes letters won

Head Coach: Jim Purtill

Assistant Coaches: Josh Hager, Pete Baganz, Todd Bierowski, Mike Brenwall, Bob DeKeyser, Ken Golomski,

Al Groves, Joe Leadley, Don Maslinski, Larry Nelson, Sean Reisenberg, Terry Sayen, Mike Schultz

THE MIDWEST CONFERENCE

EST. 1921

The Midwest Conference
 Ripon College
 300 Seward St., P.O. Box 248, Ripon, WI 54971
Executive Director: Chris Graham
Director of Media & Information: Cory Weibel
www.midwestconference.org

St. Norbert College begins its 31st year as a member of the Midwest Conference in 2012-2013. The Green Knights have accumulated 87 Midwest Conference championships in all sports since joining the league in 1982-83.

The conference is comprised of 11 private colleges and universities in Wisconsin, Illinois and Iowa. St. Norbert is joined by Wisconsin members Beloit College, Carroll College, Lawrence University and Ripon College. The four Illinois schools in the MWC are Illinois College, Knox College, Lake Forest College and Monmouth College. Grinnell College and Cornell College of Iowa completes the membership.

The conference was formed in 1921 with Beloit College, Carleton College, Coe College, Cornell College, Knox College and Lawrence University as charter members. Carleton left the conference in 1983, while Coe and Cornell departed in 1996. Cornell returned in 2012. Macalester College will join as a football-only member in 2014.

Ripon joined the conference in 1923, Monmouth in 1924, Grinnell in 1940 and Lake Forest in 1974. Illinois College and St. Norbert joined in 1982 and Carroll followed in 1992.

Other schools have come and gone. St. Olaf College competed in the conference from 1952-74, as did the University of Chicago from 1976-87.

The modern-era Midwest Conference was created in the spring of 1994 with the merger of the Midwest Collegiate Athletic Conference, which was formed in 1921, and the Midwest Athletic Conference for Women, which began championship competition in 1977.

The intent of the union is to preserve the group's traditions while enhancing administrative efficiency and foster equity between men's and women's sports. The Midwest Conference continues to exist for the purpose declared at the conference's formation in 1921: to "maintain athletic activities on a plane in keeping with the dignity and high purpose of liberal education."

2012-13 MWC Champions

MEN		WOMEN	
Football	St. Norbert, Lake Forest	Volleyball	Cornell
Soccer	Lake Forest	Soccer	Lake Forest
Cross Country	Grinnell	Cross Country	Monmouth
Basketball	St. Norbert	Basketball	Cornell
Swimming	Grinnell	Swimming	Grinnell
Indoor Track	Monmouth	Indoor Track	Monmouth
Tennis	Grinnell	Tennis	Grinnell
Golf	St. Norbert	Softball	Cornell
Baseball	Ripon	Outdoor Track	Monmouth
Outdoor Track	Monmouth	Golf	Carroll
All-Sports	St. Norbert	All-Sports	Monmouth

MWC Football Champions

1922 - Lawrence, Coe, Millikin	1966 - Ripon, Lawrence, St. Olaf
1923 - Beloit, Carleton	1967 - Lawrence
1924 - Lawrence, Knox, Cornell	1968 - Ripon
1925 - Beloit, Cornell, Monmouth, Carleton	1969 - St. Olaf
1926 - Carleton	1970 - St. Olaf
1927 - Cornell	1971 - Monmouth, St. Olaf
1928 - Coe, Hamline	1972 - Monmouth
1929 - Ripon	1973 - Coe
1930 - Coe	1974 - Coe
1931 - Ripon, Carleton, Monmouth	1975 - Lawrence
1932 - Ripon, Carleton, Monmouth	1976 - Cornell, Knox, Monmouth
1933 - Coe	1977 - Ripon
1934 - Monmouth, Coe	1978 - Ripon, Cornell
1935 - Ripon	1979 - Lawrence
1936 - Coe, Carleton	1980 - Lawrence, Cornell
1937 - Cornell	1981 - Lawrence
1938 - Lawrence	1982 - Ripon
1939 - Ripon, Knox	1983 - Lake Forest
1940 - Beloit, Carleton	1984 - Cornell, Coe
1941 - Ripon	1985 - St. Norbert, Coe
1942 - Lawrence	1986 - Lawrence
1943 - no competition	1987 - St. Norbert
1944 - no competition	1988 - St. Norbert
1945 - no competition	1989 - St. Norbert
1946 - Lawrence	1990 - Coe
1947 - Lawrence	1991 - Coe
1948 - Ripon	1992 - Cornell
1949 - Lawrence	1993 - Coe
1950 - Ripon, Knox, Coe	1994 - Coe
1951 - Lawrence	1995 - Cornell
1952 - Coe	1996 - Ripon
1953 - St. Olaf	1997 - Carroll
1954 - Carleton	1998 - Grinnell
1955 - Coe	1999 - St. Norbert
1956 - Carleton, Knox, St. Olaf	2000 - St. Norbert
1957 - Ripon	2001 - St. Norbert, Ripon
1958 - Coe	2002 - St. Norbert, Lake Forest
1959 - Coe	2003 - St. Norbert
1960 - St. Olaf	2004 - St. Norbert
1961 - Cornell, Grinnell, St. Olaf	2005 - Monmouth
1962 - Grinnell	2006 - St. Norbert
1963 - Ripon	2007 - St. Norbert
1964 - Ripon, Cornell, Coe	2008 - Monmouth
1965 - Ripon	2009 - Monmouth
	2010 - St. Norbert
	2011 - Monmouth
	2012 - St. Norbert, Lake Forest

ST. NORBERT FOOTBALL RETIRED NUMBERS

32
LARRY KRAUSE



36
NORM JAROCK



Larry Krause
Running Back 1966-69

Krause is the second all-time leading rusher in St. Norbert history with 3,034 yards. He led the Green Knights in rushing three straight seasons, including a record-setting 1,325-yard season in 1969.

Krause was a 17th-round draft choice of the Green Bay Packers and played five seasons, primarily as a special teams performer.

The Greenwood, Wis. native is a member of the St. Norbert Athletics Hall of Fame.



Norm Jarock
Running Back 1954-57

Jarock ranks seventh in rushing in St. Norbert history with 2,306 yards. He led the Green Knights in rushing with two straight 1,000-yard seasons. He was a ninth-round draft choice of the Green Bay Packers, but broke his ankle in the first scrimmage in 1958 and never played.

The Pulaski, Wis. native is a member of the St. Norbert Athletics Hall of Fame and also competed in track. His school record for the long jump with a leap of 23 feet-1 1/2 inches stood for over 50 years.

2012 St. Norbert Statistics

Game Results

Date	Opponent	Score	Overall	Conference	Time	Attend
8/31/12	vs John Carroll Univ.	L 3-40	0-1-0	0-0-0	2:31	4877
* 9/8/12	KNOX COLLEGE	W 31-20	1-1-0	1-0-0	2:41	1569
* 9/15/12	at Ripon College	W 35-31	2-1-0	2-0-0	2:37	1927
* 9/22/12	CARROLL UNIV.	W/OT 28-21	3-1-0	3-0-0	3:01	2294
* 9/29/12	at Monmouth College	L 9-31	3-2-0	3-1-0	2:45	2100
* 10/6/12	at Cornell College	W 20-16	4-2-0	4-1-0	2:38	1025
* 10/13/12	LAWRENCE UNIV.	W 79-7	5-2-0	5-1-0	2:41	683
* 10/27/12	at Beloit College	W 42-7	6-2-0	6-1-0	2:46	600
* 11/3/12	at Grinnell College	W 20-12	7-2-0	7-1-0	2:43	872
* 11/10/12	LAKE FOREST COLLEGE	W 20-10	8-2-0	8-1-0	2:33	1121
11/17/12	at #4 Univ. of St. Thomas	L 17-48	8-3-0	8-1-0	2:45	1840

*indicates conference game

Individual Results

RUSHING	GP	Att	Gain	Loss	Net	Avg	TD	Long	Avg/G
Austin Williams	11	198	898	74	824	4.2	9	60	74.9
Brad Boockmeier	11	75	446	16	430	5.7	6	35	39.1
Craig Fagan	9	21	87	8	79	3.8	1	16	8.8
Joe Green	11	8	57	0	57	7.1	0	14	5.2
David Prosper	3	15	51	5	46	3.1	0	7	15.3
Brandon Carter	2	8	34	0	34	4.2	0	6	17.0
Zach Broberg	5	7	32	0	32	4.6	0	8	6.4
Tony Ledvina	8	8	28	0	28	3.5	0	7	3.5
Jacob Dault	6	5	18	0	18	3.6	1	10	3.0
Frank Laterza	5	3	9	2	7	2.3	0	5	1.4
Andy Lichtfuss	10	3	6	0	6	2.0	0	3	0.6
Kyle Scharenbroch	1	4	4	0	4	1.0	0	2	4.0
Nick Haselwander	1	1	4	0	4	4.0	0	4	4.0
Scott Hemans	4	1	3	0	3	3.0	1	3	0.8
Matt Daniels	1	1	1	0	1	1.0	1	1	1.0
Cary Thomas	1	1	0	6	-6	-6.0	0	0	-6.0
Randy Hill	11	1	0	7	-7	-7.0	0	0	-0.6
Kevin Krueger	11	1	0	11	-11	-11.0	0	0	-1.0
TEAM	8	7	0	20	-20	-2.9	0	0	-2.5
James Tringali	11	50	98	185	-87	-1.7	1	12	-7.9
Total	11	418	1776	334	1442	3.4	20	60	131.1
Opponents	11	418	1686	316	1370	3.3	17	82	124.5

PASSING	G	Effic	Cmp-Att-Int	Pct	Yds	TD	Lng	Avg/G
James Tringali	11	122.75	152-278-11	54.7	1847	17	80	167.9
Frank Laterza	5	88.89	6-17-1	35.3	93	1	26	18.6
Matt Daniels	1	175.60	2-2-0	100.0	18	0	11	18.0
Joe Green	11	343.60	1-1-0	100.0	29	0	29	2.6
Cary Thomas	1	0.00	0-0-0	0.0	0	0	0	0.0
Total	11	121.92	161-298-12	54.4	1987	18	80	180.6
Opponents	111	111.76	161-351-15	54.4	2164	15	73	196.7

RECEIVING	G	No.	Yds	Avg	TD	Long	Avg/G
Joe Green	11	52	692	13.3	8	62	62.9
Brian Fliess	11	26	365	14.0	4	43	33.2
Michael Heim	9	15	159	10.6	2	27	17.7
Austin Williams	11	13	207	15.9	2	80	18.8
Brad Boockmeier	11	10	114	11.4	0	38	10.4
Andy Lichtfuss	10	10	66	6.6	0	13	6.6
Mark Villers	9	7	113	16.1	0	26	12.6
Tony Ledvina	8	7	30	4.3	0	10	3.8
Craig Fagan	9	6	21	3.5	0	8	2.3
Bryon Betts	9	5	67	13.4	1	17	7.4
Joe Conti	5	4	48	12.0	0	15	9.6
James Tringali	11	1	29	29.0	0	29	2.6
Nick Frett	1	1	26	26.0	1	26	26.0
Jacob Dault	6	1	16	16.0	0	16	2.7
Losson Luckett	2	1	16	16.0	0	16	8.0
Anthony Ferraris	3	1	11	11.0	0	11	3.7
Larry Amato	3	1	7	7.0	0	7	2.3
Total	11	161	1987	12.3	18	80	180.6
Opponents	11	190	2164	11.4	15	73	196.7

SCORING	TD	FGs	Kick	Rush	Rcv	Pass	DXP	Saf	Points
Austin Williams	11	0-0	0-0	0-0	0	0-0	0	0	66
Randy Hill	0	8-12	38-40	0-0	0	0-0	0	0	62
Joe Green	8	0-0	0-0	0-0	0	0-0	0	0	48
Brad Boockmeier	6	0-0	0-0	0-0	0	0-0	0	0	36
Brian Fliess	4	0-0	0-0	0-0	0	0-0	0	0	24
Michael Heim	2	0-0	0-0	0-0	0	0-0	0	0	12
Nick Frett	1	0-0	0-0	0-0	0	0-0	0	0	6
Jacob Dault	1	0-0	0-0	0-0	0	0-0	0	0	6
Scott Hemans	1	0-0	0-0	0-0	0	0-0	0	0	6
James Tringali	1	0-0	0-0	0-0	0	0-0	0	0	6
Matt Daniels	1	0-0	0-0	0-0	0	0-0	0	0	6
Bryon Betts	1	0-0	0-0	0-0	0	0-0	0	0	6
Craig Fagan	1	0-0	0-0	0-0	0	0-0	0	0	6
Austin Arts	1	0-0	0-0	0-0	0	0-0	0	0	6
Pat Gradus	1	0-0	0-0	0-0	0	0-0	0	0	6
Dan Savino	0	0-0	0-0	0-0	0	0-0	0	1	2
Total	40	8-12	38-40	0-0	0	0-0	0	1	304
Opponents	33	5-10	28-32	0-0	0	0-1	0	1	243

TEAM STATISTICS

	SNC	OPP			
SCORING	304	243			
Points Per Game	27.6	22.1			
FIRST DOWNS	166	188			
Rushing	71	71			
Passing	88	97			
Penalty	7	20			
RUSHING YARDAGE	1442	1370			
Yards gained rushing	1776	1686			
Yards lost rushing	334	316			
Rushing Attempts	418	418			
Average Per Rush	3.4	3.3			
Average Per Game	131.1	124.5			
TDs Rushing	20	17			
PASSING YARDAGE	1987	2164			
Comp-Att-Int	161-298-12	191-351-15			
Average Per Pass	6.7	6.2			
Average Per Catch	12.3	11.3			
Average Per Game	180.6	196.7			
TDs Passing	18	15			
TOTAL OFFENSE	3429	3534			
Total Plays	716	769			
Average Per Play	4.8	4.6			
Average Per Game	311.7	321.3			
KICK RETURNS: #-Yards	39-749	42-820			
PUNT RETURNS: #-Yards	23-339	21-116			
INT RETURNS: #-Yards	15-270	12-77			
KICK RETURN AVERAGE	19.2	19.5			
PUNT RETURN AVERAGE	14.7	5.5			
INT RETURN AVERAGE	18.0	6.4			
FUMBLES-LOST	18-12	16-9			
PENALTIES-Yards	73-584	62-498			
Average Per Game	53.1	45.3			
PUNTS-Yards	59-2082	70-2257			
Average Per Punt	35.3	32.2			
Net punt average	33.0	27.1			
TIME OF POSSESSION/Game	29:29	30:31			
3RD-DOWN Conversions	57/156	56/166			
3rd-Down Pct	37%	34%			
4TH-DOWN Conversions	7/22	10/21			
4th-Down Pct	32%	48%			
SACKS BY-Yards	32-209	29-164			
MISC YARDS	8	0			
TOUCHDOWNS SCORED	40	33			
FIELD GOALS-ATTEMPTS	8-12	5-10			
ON-SIDE KICKS	0-0	0-1			
RED-ZONE SCORES	(35-41) 85%	(29-42) 69%			
RED-ZONE TOUCHDOWNS	(27-41) 66%	(25-42) 60%			
PAT-ATTEMPTS	(38-40) 95%	(28-32) 88%			
ATTENDANCE	5667	8364			
Games/Avg Per Game	4/1417	6/1394			
Neutral Site Games		1/4877			
SCORE BY QUARTERS	1st	2nd	3rd	4th	OT/Total
St. Norbert College	114	62	51	70	7/304
Opponents	20	106	60	57	0/243

FIELD GOALS	FGM-FGA	Pct	01-19	20-29	30-39	40-49	50-99	Lg	Blk
Randy Hill	8-12	66.7	0-0	1-1	6-8	1-3	0-0	41	0
INTERCEPTIONS	No.	Yds	Avg	TD	Long				
Austin Arts	6	54	9.0	0	34				
Anthony Parker	2	30	15.0	0	30				
Justin Johnson	1	31	31.0	0	31				
Zach Klarkowski	1	41	41.0	0	41				
Nick Keller	1	10	10.0	0	10				
Max Pirman	1	10	10.0	0	10				
Joe Schlueter	1	66	66.0	0	66				
Adam Nitsche	1	0	0.0	0	0				
Josh Vanden Heuvel	1	28	28.0	0	28				
Total	15	270	18.0	0	66				
Opponents	12	77	6.4	0	21				
FUMBLE RETURNS	No.	Yds	Avg	TD	LONG				
Pat Gradus	1	17	17.0	1	17				
Austin Arts	1	15	15.0	1	15				
Total	2	32	16.0	2	17				
Opponents	1	22	22.0	1	22				
PUNTING	No.	Yds	Avg	Long	TB	FC	I20	Blkd	
Kevin Krueger	57	2082	36.5	63	1	12	16	2	
TEAM	2	0	0.0	0	0	0	0	0	
Total	59	2082	35.3	63	1	12	16	2	
Opponents	70	2257	32.2	51	1	20	5	1	
PUNT RETURNS	No.	Yds	Avg	TD	Long				
Joe Green	16	239	14.9	0	51				
Brian Fliess	6	94	15.7	0	26				
Joe Conti	1	6	6.0	0	6				

2012 St. Norbert Statistics

ALL PURPOSE	G	Rush	Rec	PR	KOR	IR	Tot	Avg/G
Joe Green	11	57	692	239	397	0	1385	125.9
Austin Williams	11	824	207	0	0	0	1031	93.7
Brian Fliess	11	0	365	94	266	0	725	65.9
Brad Boockmeier	11	430	114	0	0	0	544	49.5
Michael Heim	9	0	159	0	0	0	159	17.7
Mark Villers	9	0	113	0	0	0	113	12.6
Craig Fagan	9	79	21	0	0	0	100	11.1
Zach Broberg	5	32	0	0	55	0	87	17.4
Andy Lichtfuss	10	6	66	0	14	0	86	8.6
Bryon Betts	9	0	67	0	0	0	67	7.4
Joe Schlueter	6	0	0	0	0	66	66	11.0
Tony Ledvina	8	28	30	0	7	0	65	8.1
Joe Conti	5	0	48	6	0	0	54	10.8
Austin Arts	10	0	0	0	0	54	54	5.4
David Prosper	3	46	0	0	0	0	46	15.3
Zach Klarkowski	8	0	0	0	0	41	41	5.1
Jacob Dault	6	18	16	0	0	0	34	5.7
Brandon Carter	2	34	0	0	0	0	34	17.0
Justin Johnson	3	0	0	0	0	31	31	10.3
Anthony Parker	11	0	0	0	0	30	30	2.7
Josh Vanden Heuvel	11	0	0	0	0	28	28	2.5
Nick Frett	1	0	26	0	0	0	26	26.0
Losson Luckett	2	0	16	0	0	0	16	8.0
Anthony Ferraris	3	0	11	0	0	0	11	3.7
Peter Latham	10	0	0	0	10	0	10	1.0
Nick Keller	9	0	0	0	0	10	10	1.1
Max Pirman	7	0	0	0	0	10	10	1.4
Larry Amato	3	0	7	0	0	0	7	2.3
Frank Laterza	5	7	0	0	0	0	7	1.4
Kyle Scharenbroch	1	4	0	0	0	0	4	4.0
Nick Haselwander	1	4	0	0	0	0	4	4.0
Scott Hemans	4	3	0	0	0	0	3	0.8
Matt Daniels	1	1	0	0	0	0	1	1.0
Cary Thomas	1	-6	0	0	0	0	-6	-6.0
Randy Hill	11	-7	0	0	0	0	-7	-0.6
Kevin Krueger	11	-11	0	0	0	0	-11	-1.0
TEAM	8	-20	0	0	0	0	-20	-2.5
James Tringali	11	-87	29	0	0	0	-58	-5.3
Total	11	1442	1987	339	749	270	4787	435.2
Opponents	11	1370	2164	116	820	77	4547	413.4

TOTAL OFFENSE	G	Plays	Rush	Pass	Total	Avg/G
James Tringali	11	328	-87	1847	1760	160.0
Austin Williams	11	198	824	0	824	74.9
Brad Boockmeier	11	75	430	0	430	39.1
Frank Laterza	5	20	7	93	100	20.0
Joe Green	11	9	57	29	86	7.8
Craig Fagan	9	21	79	0	79	8.8
David Prosper	3	15	46	0	46	15.3
Brandon Carter	2	8	34	0	34	17.0
Zach Broberg	5	7	32	0	32	6.4
Tony Ledvina	8	8	28	0	28	3.5
Matt Daniels	1	3	1	18	19	19.0
Jacob Dault	6	5	18	0	18	3.0
Andy Lichtfuss	10	3	6	0	6	0.6
Nick Haselwander	1	1	4	0	4	4.0
Kyle Scharenbroch	1	4	4	0	4	4.0
Scott Hemans	4	1	3	0	3	0.8
Cary Thomas	1	1	-6	0	-6	-6.0
Randy Hill	11	1	-7	0	-7	-0.6
Kevin Krueger	11	1	-11	0	-11	-1.0
TEAM	8	7	-20	0	-20	-2.5
Total	11	716	1442	1987	3429	311.7
Opponents	11	769	1370	2164	3534	321.3

DEFENSIVE LEADERS	GP	Tackles			TFL/Yds	Sacks	Pass Def		Fumbles		Blkd		Saf
		Solo	Ast	Total			No-Yards	Int-Yds	BrUp	Rcv-Yds	FF	Kick	
7 Anthony Parker	11	46	19	65	2.5-11	3	
41 Josh Vanden Heuvel	11	47	16	63	4.5-9	3	
20 Adam Nitsche	10	32	24	56	4.0-23	3	
27 Tobias Cole	11	34	17	51	8.5-45	3	
50 Petr Bohacek	11	28	19	47	9.5-60	1	1	1-0	
54 Brian Feltz	11	30	16	46	4.5-20	1	
98 Justin Pflum	11	29	11	40	7.5-29	1	
28 Josh Holzhaeuser	11	32	7	39	1.0-3	3	.	.	1-0	1	.	.	
26 Austin Arts	10	29	8	37	0.5-0	9	.	.	1-15	1	.	.	
97 Dan Savino	11	18	10	28	5.0-18	3	1	
51 Nick Keller	9	20	6	26	1.5-1	.	.	.	1-0	.	.	.	
53 Mike Gradus	9	15	9	24	7.5-24	1	1	.	1	.	.	.	
56 Joe Lorenz	10	15	5	20	
33 Zach Klarkowski	8	14	4	18	
63 Pat Gradus	8	11	6	17	3.5-5	.	.	.	1-17	1	.	.	
99 Peter Latham	10	8	4	12	5.5-16	3	.	.	1-0	.	.	.	
55 Billy Nikolai	5	10	2	12	1.0-2	
5 Justin Johnson	3	9	3	12	2	.	
42 Trevor Campbell	6	7	3	10	0.5-1	1	.	.	
35 Max Pirman	7	8	1	9	4.0-14	
3 Phil Rizzio	8	8	1	9	1.5-5	
47 Danny Egan	8	5	3	8	
TM TEAM	8	.	.	8	
Total	11	502	202	704	82-331	33	3	9-32	11	4	1	1	
Opponents	11	464	229	693	77.0-298	29-164	12-77	31	3	12-22	12	3	1

INDIVIDUAL GAME HIGHS

Rushes	24	Austin Williams vs Knox College (9/8/12)
		Austin Williams at Grinnell College (11/3/12)
		Austin Williams vs Lake Forest College (11/10/12)
Yards Rushing	172	Austin Williams vs Lawrence Univ. (10/13/12)
TD Rushes	3	Austin Williams vs Lawrence Univ. (10/13/12)
Long Rush	60	Austin Williams vs Lawrence Univ. (10/13/12)
Pass attempts	37	James Tringali vs Carroll Univ. (9/22/12)
Pass completions	20	James Tringali vs Knox College (9/8/12)
		James Tringali vs Carroll Univ. (9/22/12)
Yards Passing	258	James Tringali vs Knox College (9/8/12)
TD Passes	3	James Tringali vs Knox College (9/8/12)
		James Tringali vs Carroll Univ. (9/22/12)
Long Pass	80	James Tringali at Univ. of St. Thomas (11/17/12)
Receptions	8	Joe Green vs Carroll Univ. (9/22/12)
		Joe Green vs Lake Forest College (11/10/12)
Yards Receiving	114	Joe Green at Ripon College (9/15/12)
TD Receptions	2	Joe Green vs Knox College (9/8/12)
Long Reception	80	Austin Williams at Univ. of St. Thomas (11/17/12)
Field Goals	2	Randy Hill at Cornell College (10/6/12)
		Randy Hill vs Lake Forest College (11/10/12)
Long Field Goal	41	Randy Hill at Cornell College (10/6/12)
Punts	9	Kevin Krueger vs John Carroll Univ. (8/31/12)
Punting Avg	44.0	Kevin Krueger at Beloit College (10/27/12)
Long Punt	63	Kevin Krueger at Monmouth College (9/29/12)
Long Punt Return	51	Joe Green vs Lake Forest College (11/10/12)
Long Kickoff Return	53	Joe Green at Grinnell College (11/3/12)
Tackles	19	Adam Nitsche at Monmouth College (9/29/12)
Sacks	2.5	Mike Gradus vs Carroll Univ. (9/22/12)
		Petr Bohacek vs Lake Forest College (11/10/12)
Tackles For Loss	3.0	Petr Bohacek vs Lake Forest College (11/10/12)
		Josh Vanden Heuvel at Univ. of St. Thomas (11/17/12)
Interceptions	2	Anthony Parker vs Carroll Univ. (9/22/12)
		Austin Arts at Cornell College (10/6/12)

TEAM GAME HIGHS

Rushes	65	vs Lawrence Univ. (10/13/12)
Yards Rushing	366	vs Lawrence Univ. (10/13/12)
Yards Per Rush	6.6	at Beloit College (10/27/12)
TD Rushes	8	vs Lawrence Univ. (10/13/12)
Pass attempts	37	vs Carroll Univ. (9/22/12)
Pass completions	20	vs Knox College (9/8/12)
		vs Carroll Univ. (9/22/12)
Yards Passing	258	vs Knox College (9/8/12)
Yards Per Pass	13.9	at Ripon College (9/15/12)
TD Passes	3	vs Knox College (9/8/12)
		vs Carroll Univ. (9/22/12)
Total Plays	83	vs Lawrence Univ. (10/13/12)
Total Offense	551	vs Lawrence Univ. (10/13/12)
Yards Per Play	8.6	at Ripon College (9/15/12)
Points	79	vs Lawrence Univ. (10/13/12)
Sacks By	6	at Grinnell College (11/3/12)
First Downs	22	vs Knox College (9/8/12)
		vs Lawrence Univ. (10/13/12)
Penalties	10	at Grinnell College (11/3/12)
Penalty Yards	82	vs Carroll Univ. (9/22/12)
Turnovers	5	vs Knox College (9/8/12)
Interceptions By	3	at Cornell College (10/6/12)

2012 St. Norbert Statistics

OPPONENT INDIVIDUAL GAME HIGHS

Rushes	26	C. Greenwald, at Ripon College (9/15/12)
		Trey Yocum, at Monmouth College (9/29/12)
Yards Rushing	166	Brenton Braddock, at Univ. of St. Thomas (11/17/12)
TD Rushes	4	Brenton Braddock, at Univ. of St. Thomas (11/17/12)
Long Rush	82	Brenton Braddock, at Univ. of St. Thomas (11/17/12)
Pass attempts	47	Pete Scaffidi, vs Lake Forest College (11/10/12)
Pass completions	30	Mark Myers, vs John Carroll Univ. (8/31/12)
Yards Passing	457	Mark Myers, vs John Carroll Univ. (8/31/12)
TD Passes	5	Mark Myers, vs John Carroll Univ. (8/31/12)
Long Pass	73	Mark Myers, vs John Carroll Univ. (8/31/12)
Receptions	10	Ra'Shad Green, at Cornell College (10/6/12)
Yards Receiving	143	Alex Kline, vs John Carroll Univ. (8/31/12)
TD Receptions	2	Alex Kline, vs John Carroll Univ. (8/31/12)
		Lane Robilotto, vs John Carroll Univ. (8/31/12)
Long Reception	73	Randy Greenwood, vs John Carroll Univ. (8/31/12)
Field Goals	2	Graham Fisher, at Grinnell College (11/3/12)
Long Field Goal	40	Graham Fisher, at Grinnell College (11/3/12)
Punts	11	Tyler Mazur, vs Lawrence Univ. (10/13/12)
Punting Avg	41.2	Garrett Maloney, at Univ. of St. Thomas (11/17/12)
Long Punt	51	Graham Fisher, at Grinnell College (11/3/12)
Long Punt Return	48	Andrew Fix, vs Carroll Univ. (9/22/12)
Long Kickoff Return	35	Evan Whaley, vs Carroll Univ. (9/22/12)
Tackles	15	Mike Hendrick, vs Knox College (9/8/12)
Sacks	2.0	Jack Porter, at Monmouth College (9/29/12)
		Nalik Davis, at Cornell College (10/6/12)
		Nathan Norris, at Cornell College (10/6/12)
		Jake Rotkovich, vs Lake Forest College (11/10/12)
Tackles For Loss	4.5	Jake Rotkovich, vs Lake Forest College (11/10/12)
Interceptions	2	Q. Gittemeier, vs Knox College (9/8/12)

OPPONENT TEAM GAME HIGHS

Rushes	72	at Ripon College (9/15/12)
Yards Rushing	295	at Univ. of St. Thomas (11/17/12)
Yards Per Rush	5.3	at Univ. of St. Thomas (11/17/12)
TD Rushes	5	at Univ. of St. Thomas (11/17/12)
Pass attempts	47	vs John Carroll Univ. (8/31/12)
		vs Lake Forest College (11/10/12)
Pass completions	33	vs John Carroll Univ. (8/31/12)
Yards Passing	483	vs John Carroll Univ. (8/31/12)
Yards Per Pass	10.3	vs John Carroll Univ. (8/31/12)
TD Passes	5	vs John Carroll Univ. (8/31/12)
Total Plays	85	at Ripon College (9/15/12)
		at Univ. of St. Thomas (11/17/12)
Total Offense	536	at Univ. of St. Thomas (11/17/12)
Yards Per Play	7.7	vs John Carroll Univ. (8/31/12)
Points	48	at Univ. of St. Thomas (11/17/12)
Sacks By	5	vs Lake Forest College (11/10/12)
		at Univ. of St. Thomas (11/17/12)
First Downs	25	at Ripon College (9/15/12)
Penalties	9	vs John Carroll Univ. (8/31/12)
Penalty Yards	70	at Monmouth College (9/29/12)
Turnovers	4	vs Carroll Univ. (9/22/12)
		vs Lawrence Univ. (10/13/12)
Interceptions By	4	vs Knox College (9/8/12)

Team Game-by-Game

Date	Opponent	RUSHING				RECEIVING				PASSING				KICK RET				PUNT RET				Total Off.
		No.	Yds	TD	Lg	No.	Yds	TD	Lg	Att	Cmp	Int	Yds	TD	Lg	No	Yds	TD	Lg	No	Yds	
8/31/12	vs John Carroll Univ.	30	21	0	10	14	69	0	16	14-29-2	69	0	16	4	85	0	32	1	3	0	3	90
9/8/12	KNOX COLLEGE	32	139	1	31	20	258	3	37	20-33-4	258	3	37	2	15	0	8	2	32	0	24	397
9/15/12	at Ripon College	24	121	3	15	10	222	2	43	10-16-1	222	2	43	5	124	0	50	1	2	0	0	343
9/22/12	CARROLL UNIV.	36	78	1	12	20	226	3	38	20-37-0	226	3	38	4	63	0	29	3	77	0	48	304
9/29/12	at Monmouth College	28	76	0	13	13	160	1	43	13-32-3	160	1	43	6	87	0	25	0	0	0	0	236
10/6/12	at Cornell College	44	124	1	23	19	195	1	35	19-29-1	195	1	35	3	46	0	19	2	9	0	8	319
10/13/12	LAWRENCE UNIV.	65	366	8	60	11	185	2	36	11-18-0	185	2	36	2	41	0	26	5	64	0	26	551
10/27/12	at Beloit College	46	302	4	42	9	112	1	22	9-24-0	112	1	22	2	29	0	15	3	33	0	14	414
11/3/12	at Grinnell College	48	169	1	35	16	202	2	62	16-25-0	202	2	62	3	101	0	53	0	0	0	0	371
11/10/12	LAKE FOREST COLLEGE	39	37	1	13	14	139	1	29	14-22-0	139	1	29	0	0	0	0	3	86	0	51	176
11/17/12	at Univ. of St. Thomas	26	9	0	7	15	219	2	80	15-33-1	219	2	80	8	158	0	29	3	33	0	14	228
	Totals	418	1442	20	60	161	1987	18	80	161-298-12	1987	18	80	39	749	0	53	23	339	0	51	3429
	Opponent	300	763	8	61	204	2378	14	62	204-375-17	2378	14	62	48	844	0	33	12	31	0	11	3141

Games played: 11 • Avg per rush: 3.4 • Avg per catch: 12.3 • Pass efficiency: 121.92 • Kick ret avg: 19.2 • Punt ret avg: 14.7 • All purpose avg/game: 435.2 • Total offense avg/gm: 311.7

Date	Opponent	TACKLES				SACKS		FUMBLE		PASS DEF			KICKS-XPTS					
		Solo	Ast	Total	TFL-Yds	No-Yds	FF	FR-Yds	Int-Yds	QBH	Brk	Kick Blkd	Att-Mad	Run	Rcv	Saf	Pts	
8/31/12	vs John Carroll Univ.	41	14	55	4.0-12	0.0-0	3	1-0	1-0	0	4	1	0-0	0	0	0	0	3
9/8/12	KNOX COLLEGE	53	6	59	2.0-23	2.0-23	0	0-0	2-41	0	3	3	4-4	0	0	0	0	31
9/15/12	at Ripon College	57	44	101	9.0-23	3.0-16	0	1-0	1-10	0	0	0	5-5	0	0	0	0	35
9/22/12	CARROLL UNIV.	52	16	68	11.0-34	4.0-22	3	2-0	2-30	0	3	0	4-4	0	0	0	0	28
9/29/12	at Monmouth College	42	54	96	4.0-28	3.0-26	0	0-0	1-11	2	1	0	1-1	0	0	0	1	9
10/6/12	at Cornell College	39	14	53	8.0-31	4.0-25	1	0-0	3-28	1	4	0	2-2	0	0	0	0	20
10/13/12	LAWRENCE UNIV.	38	2	40	8.0-31	2.0-17	2	2-17	2-75	0	5	0	11-10	0	0	0	0	79
10/27/12	at Beloit College	39	10	49	7.0-28	2.0-12	1	1-15	1-66	0	5	0	6-6	0	0	0	0	42
11/3/12	at Grinnell College	29	20	49	10.0-38	6.0-28	0	2-0	0-0	0	2	0	3-2	0	0	0	0	20
11/10/12	LAKE FOREST COLLEGE	43	16	59	12.0-63	5.0-35	1	0-0	1-9	0	5	0	2-2	0	0	0	0	20
11/17/12	at Univ. of St. Thomas	69	6	75	7.0-20	1.0-5	0	0-0	1-0	0	1	0	2-2	0	0	0	0	17
	Totals	502	202	704	82.0-331	32.0-209	11	9-32	15-270	3	33	4	40-38	0	0	0	1	304
	Opponent	464	229	693	77.0-298	29.0-164	12	12-22	12-77	3	31	3	32-28	0	0	0	1	243

Date	Opponent	PUNTING						FIELD GOALS					KICKOFFS					
		No	Yds	Avg	Long	Blkd	TB	FC	50+	I20	Att-Made	Lg	BlkdNo	Yds	Avg	TB	OB	
8/31/12	vs John Carroll Univ.	9	319	35.4	42	0	0	1	0	3	1-1	39	0	2	115	57.5	0	0
9/8/12	KNOX COLLEGE	3	126	42.0	47	0	1	1	0	1	1-1	34	0	6	355	59.2	1	0
9/15/12	at Ripon College	4	123	30.8	48	0	0	0	0	0	0-0	0	0	6	379	63.2	2	0
9/22/12	CARROLL UNIV.	8	297	37.1	47	0	0	2	0	1	1-0	0	0	4	244	61.0	0	0
9/29/12	at Monmouth College	5	198	39.6	63	0	0	0	1	2	0-0	0	0	2	130	65.0	2	0
10/6/12	at Cornell College	4	125	31.2	43	1	0	2	0	2	2-2	41	0	6	348	58.0	1	0
10/13/12	LAWRENCE UNIV.	4	148	37.0	41	0	0	1	0	2	1-1	22	0	13	754	58.0	2	0
10/27/12	at Beloit College	3	132	44.0	51	0	0	2	1	0	2-0	0	0	7	437	62.4	3	0
11/3/12	at Grinnell College	7	216	30.9	57	1	0	0	1	2	0-0	0	0	4	255	63.8	2	0
11/10/12	LAKE FOREST COLLEGE	5	160	32.0	45	0	0	2	0	1	3-2	37	0	5	319	63.8	3	0
11/17/12	at Univ. of St. Thomas	7	238	34.0	47	0	0	1	0	2	1-1	34	0	4	222	55.5	1	0
	Totals	59	2082	35.3	63	2	1	12	3	16	12-8	41	0	59	3558	60.3	17	0

All-Time MWC Football Standings

Team	Years	1	2	3	4	5	6	7	8	9	10	11	12	W-L-T	Pct.
St. Norbert	28	14	2	4	3	3	1	-	-	1	-	-	-	170-35	.829
St. Olaf *	22	8	3	3	5	2	1	-	-	-	-	-	-	122-46-4	.721
Ripon	86	19	14	9	15	8	5	9	3	3	1	-	-	336-194-18	.630
Coe *	72	21	6	12	8	5	8	7	-	4	1	-	-	264-157-13	.623
Cornell	73	12	12	10	12	5	8	7	6	1	-	-	-	261-190-16	.576
Carroll	21	1	2	5	4	4	2	2	-	1	-	-	-	88-75	.540
Monmouth	84	11	14	7	5	9	8	10	11	4	1	4	-	276-249-15	.525
Carleton *	56	8	7	9	6	7	6	4	5	2	2	-	-	166-149-12	.523
Lawrence	86	16	4	11	5	10	8	8	8	13	3	-	-	262-278-13	.486
Lake Forest	38	3	-	3	3	7	3	7	3	4	3	2	-	111-148-1	.429
Beloit	77	3	6	5	14	9	7	13	6	7	5	2	-	186-302-12	.384
Grinnell	71	3	3	6	6	6	9	6	10	12	6	2	2	177-319-8	.359
Illinois Coll.	30	-	1	2	4	5	1	1	2	7	4	2	1	80-139	.365
Knox	87	5	3	7	11	8	11	10	12	13	7	-	-	193-372-14	.345
Millikin *	3	1	-	-	-	-	-	1	1	-	-	-	-	1-2	.333
Hamline *	8	1	-	-	3	-	-	3	1	-	-	-	-	5-13	.278
Chicago *	11	-	-	-	-	1	-	1	3	3	3	-	-	13-48	.213

* - no longer a league member

Note 1: All standings ties are rounded up (i.e. three teams tied with two losses for second are all listed as second, with the next team in line listed as a fifth-place finish). During the years of divisional play, winning percentage determined final place. In cases where a divisional tie resulted in a multiple champion, the loser of the championship game was rounded down.

Note 2: The Midwest Conference ignored ties in conference standings from 1922 to 1936. From 1937 to the present, ties are considered a half-win and half-loss. All ties are counted as half-wins and half-losses in these standings.

Note 3: The first round-robin schedule was in 1954. Winning percentage figures conference places prior to that date as recognized at that particular time. School Notes: Beloit did not compete in 1951, when serving a one-year suspension, and did not return until 1959. A polio epidemic in Appleton, Wis., in 1955 resulted in Lawrence canceling its first three games, so games with Lawrence did not count in MWC standings that year. Beloit had freshmen on its 1970 and 1971 teams due to lack of upperclass personnel, so games with that school were counted as non-conference contests. Monmouth served a two-year MWC suspension in 1974 and 1975. St. Norbert served a one-year MWC suspension in 1998.

Schedule Notes: Divisions were East and West in 1976 and 1977, followed by Red and Blue Divisions in 1978 and 1979. The Red Division was a grouping of "strong" football programs (Ripon, Cornell, Lawrence, Monmouth, Coe and Knox), while the Blue Division was a grouping of "weak" football programs (Lake Forest, Beloit, Carleton, Chicago and Grinnell). (Ed. Note: The use of "strong" and "weak" as adjectives are marked as such in official MWC records.) In 1980 and 1981, round-robin play was used. Beginning in 1982, North and South Divisions were used until the departure of Coe and Cornell from the MWC in 1997. Starting in 1998, full round-robin scheduling resumed. In 2001, an eight-game conference schedule was played due to a cancellation of all games on Sept. 15, due to terrorist attacks on Sept. 11. Cornell returned to the league in 2012, with the schedule going to a modified round-robin format.

Updated November 2012 by Dan Lukes, St. Norbert College Sports Information



All-Time Individual Leaders



Matt O'Grady

1,000 Yard Club

Name	Yards	Year
Matt O'Grady	1,463	2000
Larry Krause	1,325	1969
Jim Maier	1,312	1970
Norm Jarock	1,306	1957
Aljay Wren	1,305	2003
Casey Meehan	1,286	2004
Jason Augustynowicz	1,275	2001
Pat Rusch	1,149	1994
Casey Meehan	1,108	2005
Pat Rusch	1,017	1995
Norm Jarock	1,000	1956

Rushing

Career High Five

Name	Yards	Year
Casey Meehan	3,240	2002-05
Larry Krause	3,034	1966-69
Matt O'Grady	2,906	1997-00
Jim Maier	2,902	1967-70
Pat Rusch	2,737	1992-95



Casey Meehan



Cody Craig


2,000 Yard Club

Name	Yards	Year
Cody Craig	2,755	2007
Ryan Hartman	2,483	2004
Luke Ott	2,413	2001
Ryan Hartman	2,391	2003
Cody Craig	2,379	2006
Tim Pierret	2,316	1999
Luke Ott	2,235	2000
Rob Berger	2,195	2010
Ryan Hartman	2,153	2002
Rob Berger	2,036	2009

Passing

Career High Five

Name	Yards	Year
Ryan Hartman	7,218	2001-04
Cody Craig	7,181	2004-07
Greg Cavanaugh	5,442	1977-80
Greg Vanderfin	5,360	1987-90
Kurt Rotherham	5,205	1983-86



Ryan Hartman



Mike Whitehouse

50 Reception Club

Name	Yards	Year
Mike Whitehouse	73-1,132	1989
Judd O'Connell	65-1,216	2007
Mike Whitehouse	65-920	1988
Joe Green	63-911	2011
Jeremy Gezella	63-998	2009
Greg Rotherham	61-1,028	1977
Mike Whitehouse	56-910	1987
Joe Green	52-692	2012
T.J. George	52-856	2004
Steve Heim	52-1,127	1983
Todd Bierowski	51-760	1993

Receiving

Career High Five

Name	Yards	Year
Mike Whitehouse	230-3,480	1986-89
Joe Green	169-2,503	2009-12
Greg Rotherham	124-2,531	1974-77
Todd Bierowski	122-1,690	1991-94
Steve Heim	120-2,361	1982-84



Mike Whitehouse

Most Valuable Players

1953 - Jerry Dufek
 1954 - Clint Peters
 1955 - Larry Van Alstine
 1956 - Bob Pozza
 1957 - Bill Van Lanen
 1958 - Dennis Penza
 1959 - Jim Coenen
 1960 - Jerry Moseler
 1961 - Jerry Moseler, Larry Buch
 1962 - Larry Schoenberger
 1963 - Dave Kons
 1964 - Jule Mellen
 1965 - Mike Ryan
 1966 - John Broihier
 1967 - Mike Dumas

1968 - Steve Wilmet
 1969 - Larry Krause
 1970 - Jim Maier
 1971 - Mike Teff
 1972 - Tom Deters
 1973 - Donn Pierce
 1974 - Donn Pierce
 1975 - Greg Benesh
 1976 - Mike Rydzon
 1977 - Greg Rotherham
 1978 - Don Noskowiak
 1979 - Steve Mocariski
 1980 - Joe Hoerning
 1981 - Brad Tilkens
 1982 - Jerry Lang

1983 - Steve Heim
 1984 - Steve Heim
 1985 - Brian Morgan
 1986 - Kurt Rotherham
 1987 - Joe Haselwander
 1988 - Mike Whitehouse
 1989 - Mike Whitehouse
 1990 - Craig Barrett
 1991 - Robb Koseor
 1992 - Jon Wadzinski
 1993 - Kevin Dugan
 1994 - Pat Rusch
 1995 - Pat Rusch
 1996 - Matt Bumgardner
 1997 - Dan Luedtke, Steve Sturm

1998 - Tim Pierret, Jason Piurkowski
 1999 - Tim Pierret
 2000 - Matt O'Grady
 2001 - Luke Ott
 2002 - Joe Masciopinto
 2003 - Joe Masciopinto
 2004 - Ryan Hartman
 2005 - Casey Meehan
 2006 - Brendan O'Malley
 2007 - Cody Craig
 2008 - A.J. Phillips
 2009 - Rob Berger
 2010 - Rob Berger
 2011 - Joe Green
 2012 - Joe Green

Total Offense in Yards

Year	Games	Rush	Pass	Total	Average
1954	8	1,147	788	1,935	241.9
1955	not available				
1956	9	1,996	940	2,936	326.2
1957	8	2,485	757	3,242	405.3
1958	9	1,160	1,419	2,579	286.6
1959	7	535	1,030	1,565	223.6
1960	9	1,688	932	2,620	291.1
1961	9	1,918	597	2,515	279.4
1962	9	2,013	960	2,973	330.3
1963	9	1,740	1,090	2,830	314.4
1964	9	1,840	722	2,562	284.7
1965	9	1,599	812	2,411	267.9
1966	9	1,685	1,062	2,747	305.2
1967	9	1,526	863	2,389	265.4
1968	9	2,033	1,176	3,209	356.6
1969	9	2,271	885	3,156	350.7
1970	9	2,001	776	2,777	308.6
1971	10	1,701	1,037	2,738	273.8
1972	9	793	837	1,630	181.1
1973	9	696	1,235	1,931	214.6
1974	10	1,053	1,215	2,268	226.8
1975	10	904	2,277	3,181	318.1
1976	10	1,166	1,825	2,991	299.1
1977	10	315	1,882	2,197	219.7
1978	10	959	1,702	2,661	266.1
1979	10	527	1,217	1,744	174.4
1980	9	1,005	1,378	2,383	264.8
1981	9	624	1,035	1,659	184.3
1982	10	684	1,271	1,955	195.5
1983	10	694	2,573	3,267	326.7
1984	8	1,044	1,959	3,003	375.4
1985	9	1,530	1,772	3,302	366.9
1986	9	898	1,892	2,790	310.0
1987	10	1,566	1,511	3,077	307.7
1988	10	1,728	2,055	3,783	378.3
1989	10	1,712	1,766	3,478	347.8
1990	9	1,388	1,507	2,895	321.7
1991	9	1,389	1,023	2,412	268.0
1992	9	1,748	980	2,728	303.1
1993	9	1,354	1,796	3,150	350.0
1994	9	2,276	1,072	3,348	372.0
1995	9	1,844	534	2,378	264.2
1996	9	1,401	1,579	2,980	331.1
1997	9	1,643	1,331	2,974	330.4
1998	10	1,931	1,429	3,360	336.0
1999	10	1,832	2,509	4,341	434.1
2000	10	2,203	2,332	4,535	435.5
2001	9	1,806	2,624	4,430	492.2
2002	10	1,641	2,326	3,967	396.7
2003	12	2,587	2,674	5,261	438.4
2004	11	2,477	2,767	5,244	476.7
2005	10	2,017	2,168	4,185	418.5
2006	11	1,534	2,414	3,948	358.9
2007	11	1,456	2,865	4,321	392.8
2008	10	1,927	1,860	3,787	378.7
2009	10	1,904	2,225	4,159	415.9
2010	11	2,239	2,424	4,663	423.9
2011	10	1,667	2,471	4,138	413.8
2012	11	1,442	1,987	3,429	311.7

Total Defense in Yards

Year	Games	Rush	Pass	Total	Average
1954	8	1,190	1,706	2,896	362.0
1955	not available				
1956	9	1,086	1,008	2,094	232.7
1957	8	1,226	791	2,017	252.1
1958	9	1,461	747	2,208	245.3
1959	7	1,438	581	2,019	288.4
1960	9	1,638	661	2,299	255.4
1961	9	1,450	562	2,012	223.6
1962	9	1,064	1,099	2,163	240.3
1963	9	1,232	1,433	2,665	296.1
1964	9	850	797	1,647	183.0
1965	9	1,474	755	2,229	247.7
1966	9	770	1,089	1,859	206.6
1967	9	973	863	1,836	204.0
1968	9	1,113	1,355	2,468	274.2
1969	9	1,193	1,340	2,533	281.4
1970	9	950	1,103	2,053	228.1
1971	not available				
1972	9	1,569	1,005	2,574	286.0
1973	9	1,111	1,375	2,486	276.2
1974	10	1,358	1,501	2,859	285.9
1975	10	1,489	1,781	3,270	327.0
1976	10	2,475	1,674	4,149	414.9
1977	10	2,181	1,060	3,241	324.1
1978	10	1,992	1,153	3,145	314.5
1979	10	1,527	1,437	2,964	296.4
1980	9	1,722	1,130	2,852	316.9
1981	not available				
1982	10	1,420	1,376	2,796	279.6
1983	10	1,399	1,874	3,273	327.3
1984	8	817	1,335	2,152	269.0
1985	9	1,080	1,422	2,502	278.0
1986	9	1,750	1,714	3,464	384.9
1987	10	1,497	1,383	2,870	287.0
1988	10	697	1,574	2,271	227.1
1989	10	1,080	1,670	2,750	275.0
1990	9	960	1,340	2,300	255.6
1991	9	1,264	1,155	2,419	268.8
1992	9	1,542	1,166	2,708	300.9
1993	9	1,716	1,380	3,096	344.0
1994	9	1,654	1,492	3,149	349.6
1995	9	1,863	1,340	3,202	355.9
1996	9	2,003	1,619	3,622	402.4
1997	9	2,209	1,050	3,259	362.1
1998	10	1,399	1,550	2,949	294.9
1999	10	1,049	2,001	3,050	305.0
2000	10	940	2,001	2,941	294.1
2001	9	719	2,327	3,046	338.4
2002	10	1,104	2,253	3,357	335.7
2003	12	797	2,678	3,475	289.6
2004	11	1,126	2,056	3,182	289.3
2005	10	1,538	2,050	3,588	358.8
2006	11	1,354	1,868	3,222	292.9
2007	11	1,496	1,907	3,403	309.4
2008	10	944	2,260	3,204	320.4
2009	10	1,396	1,555	2,951	295.1
2010	11	1,617	2,101	3,718	338.0
2011	10	763	2,378	3,141	314.1
2012	11	1,370	2,164	3,534	321.3

St. Norbert College Homecoming Scores (53-24-1)

1931	W	UW-Platteville	38-0
1932	W	UW-Stevens Point	13-12
1933	L	UW-Whitewater	20-6
1934	W	UW-Milwaukee	14-13
1935	T	Jordan, Mich.	0-0
1936	W	St. Viator, Ill.	9-7
1937	L	Gustavus Adolphus, Minn.	19-14
1938	L	St. Benedict's, Kan.	25-6
1939	L	Gustavus Adolphus, Minn.	13-2
1940	W	St. Ambrose, Iowa	7-0
1941	W	Carroll	7-0
1942	L	Loras, Iowa	18-0
1946	W	Loras, Iowa	27-7
1947	W	UW-Milwaukee	19-6
1948	W	Loras, Iowa	13-6
1949	W	St. Joseph's, Ind.	39-0
1950	W	Lewis, Ill.	52-7
1951	W	St. Joseph's, Ind.	19-7
1952	W	Lewis, Ill.	7-6
1953	W	St. Ambrose, Iowa	26-14
1954	L	Lewis, Ill.	13-7
1955	W	UW-Whitewater	33-7
1956	L	Lewis, Ill.	13-10
1957	W	St. Ambrose, Iowa	33-20
1958	W	Loras, Iowa	20-18
1959	L	St. Ambrose, Iowa	20-14
1960	W	MSU-Mankato	29-14
1961	L	Northern Michigan	36-7
1962	W	Morningside, Iowa	42-14
1963	W	Augustana, S.D.	42-38
1964	W	UW-Whitewater	20-7
1965	L	Northern Michigan	13-6
1966	W	UW-Oshkosh	40-18
1967	L	Northern Michigan	24-23
1968	W	UW-Oshkosh	21-20
1969	L	UW-La Crosse	17-13
1970	W	UW-Oshkosh	10-7
1971	W	UW-Milwaukee	24-6
1972	L	UW-Whitewater	30-2
1973	W	UW-Oshkosh	17-10
1974	W	UW-Whitewater	13-12
1975	W	UW-Oshkosh	28-7
1976	L	Hillsdale, Mich.	55-20
1977	L	Northwood, Mich.	29-13
1978	L	Saginaw Valley, Mich.	16-7
1979	L	Northwood, Mich.	26-10
1980	L	UW-Platteville	37-17
1981	L	UW-Oshkosh	6-0
1982	L	UW-Platteville	35-13
1983	L	Lawrence	13-11
1984	W	Ripon	25-16
1985	L	Univ. of Chicago	7-6
1986	W	Ripon	28-14
1987	W	Univ. of Chicago	23-7
1988	W	Beloit	38-7
1989	W	Lake Forest, Ill.	41-0
1990	L	Beloit	16-10
1991	W	Lake Forest, Ill.	31-7
1992	W	Ripon	16-14
1993	W	Lake Forest, Ill.	34-14
1994	W	Ripon	21-15
1995	W	Lake Forest, Ill.	21-17
1996	W	Beloit	28-25
1997	W	Carroll (2 OT)	18-17
1998	L	Grinnell, Iowa	49-28
1999	W	Knox, Ill.	38-17
2000	W	Beloit	47-24
2001	W	Lake Forest, Ill.	52-28
2002	W	Ripon	48-27
2003	W	Carroll	63-27
2004	W	Ripon	58-14
2005	W	Grinnell, Iowa	63-14
2006	W	Carroll	41-0
2007	W	Ripon	52-27
2008	W	Carroll	20-17
2009	W	Ripon	41-28
2010	W	Grinnell	58-14
2011	W	Carroll	28-7
2012	W	Lawrence	79-7

Special Teams Touchdowns (1956–2012)

Date	Opponent	Scoring Play	Result
10/31/09	Beloit College	Dustin Gresen 0-yard Blocked Punt return	W, 44-0
9/26/09	Lake Forest College	Justin Baker 67-yard Blocked Field Goal return	W, 35-14
11/1/08	Beloit College	Dan Sjoquist 51-yard Punt return	W, 42-21
10/11/08	Monmouth College	Ernest James – Defensive Extra Point	L, 31-22
9/27/08	Lake Forest College	A.J. Phillips 38-yard Punt return	W, 62-0
9/20/08	Lawrence University	Ernest James – Defensive Extra Point	W, 44-18
11/4/06	Illinois College	Bryce Hattamer 0-yard Blocked Punt return	W, 49-0
10/21/06	Ripon College	Zach Behnke 1-yard Blocked Punt return	W, 38-28
9/30/06	Knox College	Steve Kraft 20-yard Blocked Punt return	W, 42-27
9/9/06	Grinnell College	Tony Mendina 46-yard Punt return	W, 63-13
9/10/05	Beloit College	Tyler Belisle 5-yard Blocked Punt return	W, 27-25
10/23/04	Ripon College	Loren Coleman 93-yard Kickoff return	W, 58-14
10/11/03	Lawrence University	Joe Masciopinto 35-yard Punt return	W, 28-24
10/4/03	Illinois College	Joe Masciopinto 45-yard Punt return	W, 54-7
10/26/02	Ripon College	Jeremy Swanson 2-yard Blocked Punt return	W, 48-27
10/5/02	Illinois College	Ryan Schneider 95-yard Kickoff return	W, 60-9
10/5/02	Illinois College	Joe Masciopinto 67-yard Punt return	W, 60-9
9/14/02	Beloit College	Ryan Schneider 82-yard Kickoff return	W, 51-32
9/29/01	Ripon College	Joe Masciopinto 83-yard Punt return	W, 20-14
9/22/01	Lawrence University	Joe Masciopinto 37-yard Punt return	W, 51-8
11/18/00	Central College	Jesse Augustine 85-yard Kickoff return	L, 29-14
11/4/00	Beloit College	Brandon Spaulding 87-yard Kickoff return	W, 47-24
9/27/97	Illinois College	Jason Leigl 55-yard Blocked Field Goal return	W, 70-13
9/6/97	UW-Oshkosh	Ryan Glor 89-yard Kickoff Return	L, 62-17
9/6/97	UW-Oshkosh	Jason Joanis - Defensive Extra Point	L, 62-17
10/19/96	Ripon College	Ryan Glor 12-yard Blocked Punt return	L, 31-28
10/12/96	Lawrence University	Ben Merigold 20-yard Blocked Punt return	W, 24-20
10/14/95	Lawrence University	Ryan Glor 76-yard Kickoff return	L, 47-31
10/30/95	Knox College	Dan Luedtke 15-yard Blocked Punt return	L, 34-30
9/16/95	Concordia University	Ryan Glor 94-yard Kickoff return	L, 36-13
10/8/94	Lake Forest College	Kyle Landish 82-yard Kickoff return	W, 31-29
11/6/93	Carroll College	Tom Benkowski 70-yard Kickoff return	L, 57-41
11/6/93	Carroll College	Dan Alsteen 0-yard Blocked Punt return	L, 57-41
9/29/90	Illinois College	Mike Bonk 28-yard Fumble return	W, 29-0
9/15/90	Michigan Tech	Mike Bonk 35-yard Blocked Punt return	L, 28-12
10/7/89	Lake Forest College	Mike Whitehouse 60-yard Punt return	W, 41-0
9/30/89	Knox College	Mike Whitehouse 88-yard Punt return	W, 42-14
11/6/82	UW-Platteville	Tim Sullivan 15-yard Blocked Punt return	L, 35-13
10/9/82	Ripon College	Jim Cherskin 23-yard Blocked Punt return	L, 17-16
9/29/79	Hillsdale College	Dan Magno 99-yard Kickoff return	L, 31-14
11/1/69	UW-Milwaukee	Ron Blaha 33-yard Blocked Punt return	L, 35-16
9/27/69	UW-River Falls	Dennis Tourdot 11-yard Blocked Punt return	W, 48-0
9/23/67	Ferris State	Dennis Tourdot 98-yard Kickoff return	L, 22-19
9/26/65	Hillsdale College	Tom Walgenbach 88-yard Kickoff return	W, 27-21
10/3/64	Ferris State	Art Fisher 82-yard Kickoff return	W, 43-7
9/19/64	St. Thomas	Pete Platten 0-yard Blocked Punt return	W, 23-6
11/9/63	UW-Whitewater	Mike Hoffman 93-yard Kickoff return	L, 32-27
10/26/63	Morningside	Art Fisher 68-yard Punt return	L, 27-14
10/19/63	Augustana, S.D.	Tom Noonan 91-yard Kickoff return	W, 42-38
10/6/62	Ferris State	Emery Welsch 84-yard Kickoff return	W, 25-16
9/15/62	UW-La Crosse	Art Fisher 91-yard Punt return	W, 21-13
11/5/60	UW-Whitewater	Dave Mahlik 94-yard Kickoff return	T, 20-20
10/10/59	St. Ambrose	Myron Skaleski 81-yard Kickoff return	L, 21-14
9/29/57	Minnesota-Mankato	Norm Jarock 85-yard Kickoff return	W, 14-6
11/2/57	Michigan Tech	Bill Van Lanen 85-yard Kickoff return	W, 43-19
10/21/56	Lewis College	Norm Jarock 85-yard Kickoff return	W, 20-13

Defensive Touchdowns (1956–2012)

Date	Opponent	Player	Play
10/27/12	Grinnell College	Austin Arts	15 FUM
10/13/12	Lawrence University	Pat Gradus	17 FUM
11/5/11	Lake Forest College	Austin Prusha	61 INT
10/22/11	Grinnell College	Austin Arts	43 INT
10/9/10	Illinois College	Kyle Ripley	0 FUM
10/2/10	Monmouth College	Justin Baker	41 INT
10/2/10	Monmouth College	Josh Holzhaeuser	28 INT
10/2/10	Monmouth College	Austin Arts	22 INT
9/19/09	Lawrence University	Mike Lunde	29 FUM
9/27/08	Lake Forest College	Matt Sullivan	7 INT
9/13/08	Grinnell College	Alex Noskowiak	38 INT
9/6/08	Wartburg College	Scott Wuensch	95 FUM
11/3/07	Illinois College	Ben Hackbart	50 INT
10/27/07	Beloit College	John Rappel	53 INT
10/27/07	Beloit College	Steve Kraft	46 INT
10/6/07	Monmouth College	Chris Manlick	100 INT
9/29/07	Knox College	John Rappel	22 INT
9/29/07	Knox College	John Rappel	35 INT
11/4/06	Illinois College	Tim Nash	17 INT
10/28/06	Beloit College	Tyler Belisle	98 INT
10/14/06	Carroll College	Steve Kraft	35 INT
10/14/06	Carroll College	Seth Schussler	16 INT
10/7/06	Monmouth College	Teddy Fleming	0 FUM
10/7/06	Monmouth College	Steve Kraft	37 INT
10/29/05	Grinnell College	Nick Breisch	23 INT
10/15/05	Carroll College	Anthony Triner	50 FUM
10/15/05	Carroll College	Anthony Triner	27 INT
10/15/05	Carroll College	Dan Dohr	22 INT
10/15/05	Carroll College	Nick Breisch	51 INT
9/24/05	Knox College	Ben Baker	4 FUM
9/25/04	Knox College	Brandon Pufall	14 FUM
10/4/03	Illinois College	Anthony Triner	57 FUM
10/4/03	Illinois College	Kyle Friederichs	0 FUM
9/20/03	Monmouth College	Jeremy Swanson	25 INT
10/12/02	Lawrence University	Joe Masciopinto	35 INT
9/14/02	Beloit College	Ryan Reader	27 INT
11/3/01	Beloit College	Luke Allison	32 FUM
10/27/01	Lake Forest College	Joe Masciopinto	53 INT
10/20/01	Grinnell College	Joe Masciopinto	67 FUM
11/11/00	Illinois College	Dwensel Petty	22 INT
11/4/00	Beloit College	Ryan Reader	70 INT
10/14/00	Monmouth College	Eddie Obermeuller	27 INT
9/30/00	Ripon College	Levi Finch	20 INT
9/30/00	Ripon College	Dwensel Petty	5 INT
10/03/98	Ripon College	Joe Ragona	18 INT
9/28/96	Illinois College	Dave Vandeenboom	28 INT
10/30/95	Knox College	Ryan Glor	72 FUM
10/21/95	Ripon College	Jeff Hettinger	20 INT
10/22/94	Ripon College	Kyle Landish	32 INT
10/2/93	Grinnell College	Dan Stratton	0 FUM
9/23/89	Coe College	Pete Kline	21 INT
10/22/88	Ripon College	Jim Guy	26 INT
10/24/87	Ripon College	Joe Haselwander	71 INT
10/11/86	Lake Forest College	Jack Arends	23 INT
10/8/83	Ripon College	Jim Barnes	23 INT
9/24/83	UW-Stevens Point	John Whitehouse	16 INT
11/13/82	Michigan Tech	Jerry Lang	30 INT
9/8/79	UW-Eau Claire	Bob Walker	60 INT
9/24/77	UW-Stevens Point	Don Deegan	0 FUM
10/4/75	Hillsdale College	Rick Kekula	1 FUM
10/12/74	UW-Whitewater	Mark Heimbach	45 INT
9/21/74	UW-Stevens Point	Joe Veronico	23 INT
10/20/73	UW-Oshkosh	Chuck LaHam	19 FUM
10/30/71	UW-Milwaukee	Marc Bilotti	35 INT
11/7/70	Dubuque University	Tim Versteegen	25 INT
10/25/69	Northern Michigan	Dick Helger	40 INT
9/27/69	UW-River Falls	Dick Helger	25 INT
9/13/69	St. Thomas	John Nowak	0 FUM
9/28/68	UW-River Falls	James Beaver	10 INT
10/7/67	Western Illinois	David Neal	71 INT
9/16/67	St. Thomas	Dennis Tourdot	47 INT
9/19/65	St. Thomas	Mike Ryan	15 INT
10/31/64	St. Cloud	Jule Mullen	0 FUM
9/19/64	St. Thomas	Terry Mied	0 FUM
10/5/63	Ferris State	Pat Pavelski	20 INT
9/10/61	St. Thomas	Gary Simoens	27 INT
11/12/60	Michigan Tech	Mike Hoffman	40 INT
11/5/60	UW-Whitewater	Dave Mezera	15 INT
9/15/57	UW-Eau Claire	Norm Jarock	74 INT

St. Norbert Record Book

Safeties (1956-2012)

Date	Opponent	Result
9/29/12	Monmouth College	L, 31-9
9/27/09	Lake Forest College (2)	W, 62-0
9/22/07	Lake Forest College	W, 36-6
9/25/04	Knox College	W, 59-0
9/14/02	Beloit College	W, 51-32
11/11/00	Illinois College	W, 46-18
9/25/99	Lawrence University	W, 43-14
10/10/98	Knox College	L, 21-19
10/7/95	Lake Forest College	W, 21-17
10/29/94	Beloit College	L, 33-30
10/20/90	Ripon College	W, 33-14
9/29/90	Illinois College	W, 29-0
10/28/89	Beloit College	W, 35-14
11/12/88	Monmouth College	W, 12-0
10/15/88	Lawrence University	W, 28-15
10/20/84	Ripon College	W, 25-16
9/11/82	Monmouth College	W, 30-0
10/20/79	UW-Oshkosh	L, 20-14
10/14/78	Northwood Institute	W, 22-21
9/16/78	Maranatha Baptist Bible College	W, 56-0
9/24/77	UW-Stevens Point	L, 45-8
11/1/75	UW-Platteville	L, 30-23
11/1/75	UW-Platteville	L, 30-23
10/19/74	UW-Oshkosh	W, 22-7
9/14/74	St. Thomas University	W, 9-7
10/20/73	UW-Oshkosh	W, 17-10
10/14/72	UW-Milwaukee	L, 37-2
10/25/69	Northern Michigan University	W, 25-10
9/20/69	St. Cloud	W, 28-26
10/28/67	Northern Michigan	L, 24-23
10/31/64	St. Cloud	W, 29-7
10/3/64	Ferris State	W, 43-7
9/19/64	St. Thomas	W, 23-6
9/24/60	Carroll College	W, 9-0

All-Time Shutouts (1931-2012)

Date	Opponent	Site	Score	Coach
11/6/10	Lake Forest College	De Pere	28-0	Jim Purtill
9/18/10	Knox College	Galesburg, Ill.	49-0	Jim Purtill
11/7/09	Illinois College	Jacksonville, Ill.	49-0	Jim Purtill
10/31/09	Beloit College	De Pere	44-0	Jim Purtill
9/27/08	Lake Forest College	De Pere	62-0	Jim Purtill
11/4/06	Illinois College	De Pere	49-0	Jim Purtill
10/14/06	Carroll College	De Pere	41-0	Jim Purtill
10/7/06	Monmouth College	De Pere	48-0	Jim Purtill
10/1/05	Illinois College	Jacksonville, Ill.	28-0	Jim Purtill
9/25/04	Knox College	Galesburg, Ill.	59-0	Jim Purtill
9/27/03	Knox College	De Pere	24-0	Jim Purtill
10/12/02	Lawrence University	De Pere	55-0	Jim Purtill
10/21/00	Grinnell College	De Pere	34-0	Jim Purtill
10/14/00	Monmouth College	Monmouth, Ill.	45-0	Jim Purtill
10/7/00	Knox College	Galesburg, Ill.	21-0	Jim Purtill
9/23/00	Lawrence University	Appleton	29-0	Jim Purtill
11/14/98	Illinois College	De Pere	41-0	Greg Quick
11/2/96	Carroll College	Waukesha	27-0	Greg Quick
9/28/91	Illinois College	Jacksonville, Ill.	21-0	Don LaViolette
10/7/89	Lake Forest	De Pere	41-0	Don LaViolette
11/12/88	Monmouth College	De Pere	12-0	Don LaViolette
9/24/88	Coe College	Cedar Rapids, Iowa	17-0	Don LaViolette
10/10/87	Lake Forest	De Pere	38-0	Don LaViolette
11/3/84	Chicago	Chicago, Ill.	27-0	Don LaViolette
9/11/82	Monmouth College	De Pere	30-0	Larry Van Alstine
10/25/80	UW-Stout	De Pere	21-0	Larry Van Alstine
9/22/79	UW-Stevens Point	De Pere	15-0	Larry Van Alstine
9/16/78	Maranatha Baptist	De Pere	56-0	Howard "Chick" Kolstad
11/2/74	UW-Platteville	De Pere	6-0	Howard "Chick" Kolstad
9/7/74	Northeastern Illinois	Chicago, Ill.	34-0	Howard "Chick" Kolstad
10/28/72	UW-Milwaukee	Shorewood	7-0	Howard "Chick" Kolstad
9/9/72	UW-Stout	Menomonee	20-0	Howard "Chick" Kolstad
10/30/70	Dubuque	De Pere	62-0	Howard "Chick" Kolstad
10/2/70	UW-La Crosse	La Crosse	34-0	Howard "Chick" Kolstad
10/3/69	UW-River Falls	De Pere	48-0	Howard "Chick" Kolstad
11/8/68	St. Cloud State	De Pere	42-0	Howard "Chick" Kolstad
9/13/68	St. Thomas, Minn.	De Pere	26-0	Howard "Chick" Kolstad
10/7/67	Western Illinois	De Pere	26-0	Howard "Chick" Kolstad
10/29/66	Minn. State-Mankato	De Pere	20-0	Howard "Chick" Kolstad
10/1/66	Ferris State	Big Rapids, Mich.	25-0	Howard "Chick" Kolstad
10/2/65	Ferris State	Big Rapids, Mich.	41-0	Howard "Chick" Kolstad
9/22/62	Lakeland College	De Pere	42-0	Howard "Chick" Kolstad
10/28/61	Luther College	Decorah, Iowa	14-0	Howard "Chick" Kolstad
10/7/61	Lakeland College	Sheboygan	25-0	Howard "Chick" Kolstad
9/24/60	Carroll College	De Pere	9-0	Howard "Chick" Kolstad
10/30/54	UW-Whitewater	Whitewater	40-0	Mel Nicks
10/9/54	Carroll College	De Pere	10-0	Mel Nicks
10/31/53	Quincy	Quincy, Ill.	21-0	Mel Nicks
11/9/52	St. Joseph, Ind.	Rensselaer, Ind.	36-0	Tom Hearden
11/1/52	Loras	De Pere	21-0	Tom Hearden
10/12/52	St. Ambrose	Davenport, Iowa	7-0	Tom Hearden
9/21/52	UW-La Crosse	La Crosse	14-0	Tom Hearden
11/10/51	UW-Milwaukee	Milwaukee	35-0	Tom Hearden
10/1/50	St. Joseph, Ind.	Rensselaer, Ind.	26-0	Tom Hearden
9/23/50	Quincy	De Pere	20-0	Tom Hearden
11/12/49	UW-Milwaukee	De Pere	28-0	Tom Hearden
10/29/49	St. Joseph, Ind.	De Pere	39-0	Tom Hearden
9/16/49	Northland	Ashland	54-0	Tom Hearden
10/2/48	Northland	De Pere	66-0	Tom Hearden
11/17/46	St. Joseph, Ind.	Rensselaer, Ind.	23-0	Tom Hearden
11/2/46	UW-Milwaukee	De Pere	22-0	Tom Hearden
10/26/46	UW-La Crosse	De Pere	20-0	Tom Hearden
10/12/46	UW-Oshkosh	Oshkosh	39-0	Tom Hearden
9/21/46	UW-Stevens Point	Stevens Point	54-0	Tom Hearden
10/17/42	Michigan Tech	Houghton, Mich.	7-0	Mickey Mc Cormick
11/2/41	St. Ambrose	Davenport, Iowa	7-0	Mickey Mc Cormick
10/25/41	Carroll College	De Pere	7-0	Mickey Mc Cormick
10/18/41	Michigan Tech	De Pere	25-0	Mickey Mc Cormick
10/21/39	Michigan Tech	De Pere	20-0	Mickey Mc Cormick
10/28/38	UW-Milwaukee	Milwaukee	13-0	Mickey Mc Cormick
10/7/38	South Dakota State	De Pere	9-0	Mickey Mc Cormick
10/1/38	Michigan Tech	Houghton, Mich.	13-0	Mickey Mc Cormick
11/13/37	Michigan Tech	De Pere	33-0	Mickey Mc Cormick
9/25/37	UW-Stevens Point	Stevens Point	7-0	Mickey Mc Cormick
10/24/36	UW-Stevens Point	Stevens Point	9-0	Mickey Mc Cormick
10/18/36	Jordan	Marinette	25-0	Mickey Mc Cormick
10/3/36	Michigan Tech	Houghton, Mich.	46-0	Mickey Mc Cormick
9/19/36	St. Mary's, Minn.	De Pere	32-0	Mickey Mc Cormick
10/19/35	Carroll College	Waukesha	7-0	Mickey Mc Cormick
10/5/35	Michigan Tech	De Pere	13-0	Mickey Mc Cormick
11/7/31	UW-Platteville	De Pere	38-0	John Malevich



Individual Game Records

OFFENSE

Total Offense (350 or more)

443	Rob Berger	vs. Wartburg College (2009)
440	Dan Luedtke	vs. Monmouth College (1996)
414	Luke Ott	vs. Lake Forest College (2001)
399	Tim Pierret	vs. Monmouth College (1999)
393	Dan Luedtke	vs. Monmouth College (1997)
367	Remy Stephenson	vs. Monmouth College (1975)
364	Tim Pierret	vs. Lawrence University (1999)
359	Pat Sullivan	vs. UW-Platteville (1983)
355	Rob Berger	vs. Ripon College (2009)
350	Luke Ott	vs. Hamline University (2000)

Rushing Attempts (35 or more)

47	Jon Wadzinski	vs. Beloit College (1993)
38	Aljay Wren	vs. Lake Forest College (2003)
37	Jon Wadzinski	vs. Beloit College (1992)
36	Pat Rusch	vs. Lawrence University (1994)
36	Jim Maier	vs. UW-Milwaukee (1970)
35	Dave Fitzpatrick	vs. Lawrence University (1990)
35	Jon Wadzinski	vs. Ripon College (1992)

Rushing Yards (200 or more)

282	Matt O'Grady	vs. Monmouth College (2000)
268	Norm Jarock	vs. UW-La Crosse (1957)
254	Casey Meehan	vs. Grinnell College (2004)
247	Jim Maier	vs. UW-Milwaukee (1970)
240	Pat Rusch	vs. Lawrence University (1994)
236	Aljay Wren	vs. Ripon College (2003)
234	Jason Augustynowicz	vs. Knox College (2001)
223	Adam Lewis	vs. Grinnell College (2002)
217	Matt O'Grady	vs. Lake Forest College (2000)
208	Jason Augustynowicz	vs. Ripon College (2001)
201	Norm Jarock	vs. Carroll College (1957)
200	Tom Guetzloff	vs. Knox College (1988)
200	Jim Maier	vs. UW-La Crosse (1970)

Yards per Rush (12.0 or more – 5 carries min.)

24.6	Rob Berger	vs. Knox College (2008)
19.7	Rob Berger	vs. Grinnell College (2008)
18.0	Aljay Wren	vs. Monmouth College (2001)
15.5	Joe Hoernig	vs. Maranatha Baptist (1978)
14.5	Rob Berger	vs. Grinnell College (2010)
13.7	Norm Jarock	vs. Michigan Tech Univ. (1956)
12.8	Jason Augustynowicz	vs. Monmouth College (2000)
12.7	Norm Jarock	vs. UW-La Crosse (1957)
12.3	Mike Ryan	vs. Ferris State Univ. (1965)

Rushing Touchdowns (4 or more)

5	Alec Getschow	vs. Carroll College (2002)
5	Larry Krause	vs. UW-River Falls (1968)
4	Rob Berger	vs. Knox College (2008)
4	Casey Meehan	vs. Ripon College (2005)
4	Aljay Wren	vs. Ripon College (2002)
4	Pat Rusch	vs. Lawrence University (1994)
4	Jim Maier	vs. UW-La Crosse (1970)
4	Larry Krause	vs. St. Cloud State (1968)
4	Tom Vanden Bush	vs. Ferris State (1965)

Passes Completed (24 or more)

32	Kurt Rotherham	vs. Michigan Tech University (1986)
28	Rob Berger	vs. Wartburg College (2009)
27	Luke Ott	vs. Hamline University (2001)
26	Ryan Hartman	vs. Lake Forest College (2002)
26	Kurt Rotherham	vs. Monmouth College (1984)
25	Luke Ott	vs. Lake Forest College (2001)
25	Greg Cavanaugh	vs. Hillsdale College (1978)
24	Cody Craig	vs. Monmouth College (2007)
24	Ryan Hartman	vs. Carroll College (2003)
24	Ryan Hartman	vs. Monmouth College (2002)

Passes Attempted (42 or more)

53	Dan Luedtke	vs. Monmouth College (1996)
50	Kurt Rotherham	vs. Cornell College (1986)
47	Ryan Hartman	vs. Lake Forest College (2002)
44	Ryan Hartman	vs. Simpson College (2003)
44	Kurt Rotherham	vs. Michigan Tech University (1986)
43	Greg Cavanaugh	vs. UW-Oshkosh (1978)
43	Greg Cavanaugh	vs. UW-Platteville (1978)
42	Greg Vanderfin	vs. UW-Stevens Point (1989)
42	Greg Cavanaugh	vs. Hillsdale College (1978)

Completion Pct. (.725 or Higher, min. 10 attempts)

100.0	Rob Berger	vs. Knox College (2009)
90.4	Dan Novotny	vs. Lake Forest College (1988)
84.2	Rob Berger	vs. Knox College (2010)
83.3	Rob Berger	vs. Ripon College (2010)
82.7	Ryan Hartman	vs. Carroll College (2003)
81.8	Cody Craig	vs. Lawrence University (2005)
80.0	Rob Berger	vs. Monmouth College (2010)
80.0	Kurt Rotherham	vs. UW-Oshkosh (1983)
78.5	Luke Ott	vs. Hamline University (2000)
77.8	Tim Pierret	vs. Carroll College (1998)
77.1	Remy Stephenson	vs. UW-Oshkosh (1975)
76.1	Cody Craig	vs. Knox College (2005)
75.7	Rob Berger	vs. Wartburg College (2009)
75.0	Bryan Stoppenbach	vs. Lawrence University (2008)
75.0	Steve Stratton	vs. Carroll College (1994)
74.3	Kurt Rotherham	vs. Monmouth College (1984)

Passing Yards (300 or more)

421	Luke Ott	vs. Lake Forest College (2001)
367	Remy Stephenson	vs. Monmouth College (1975)
366	Kurt Rotherham	vs. Monmouth College (1984)
361	Dan Luedtke	vs. Monmouth College (1996)
349	Cody Craig	vs. Monmouth College (2007)
349	Pat Sullivan	vs. UW-Platteville (1983)
344	Doug Waitrovich	vs. Hillsdale College (1971)
343	Pat Sullivan	vs. University of Dubuque (1983)
340	Luke Ott	vs. Hamline University (2001)
337	Luke Ott	vs. Hamline University (2000)
333	Dan Luedtke	vs. Monmouth College (1997)
333	Kurt Rotherham	vs. Michigan Tech University (1986)
332	Luke Ott	vs. Illinois College (2001)
329	Kevin Hansen	vs. Grinnell College (2011)
329	Rob Berger	vs. Lawrence University (2009)
327	Tim Pierret	vs. Lawrence University (1999)
317	Rob Berger	vs. Wartburg College (2009)
313	Kurt Rotherham	vs. Cornell College (1986)
309	Cody Craig	vs. Ripon College (2007)
308	Cody Craig	vs. Olivet Nazarene (2007)
308	Cody Craig	vs. Olivet Nazarene (2006)
308	Cody Craig	vs. Lawrence University (2005)
308	Remy Stephenson	vs. UW-Oshkosh (1975)

Passing Touchdowns (4 or more)

5	Rob Berger	vs. Lawrence University (2010)
5	Cody Craig	vs. Lawrence University (2007)
5	Ryan Hartman	vs. Carroll College (2003)
5	Remy Stephenson	vs. Monmouth College (1975)
4	Mike Fabrizio	vs. Carroll University (2011)
4	Mike Fabrizio	vs. Knox College (2011)
4	Rob Berger	vs. Wartburg College (2009)
4	Cody Craig	vs. Ripon College (2007)
4	Cody Craig	vs. Grinnell College (2007)
4	Cody Craig	vs. Knox College (2005)
4	Cody Craig	vs. Lake Forest College (2005)
4	Ryan Hartman	vs. Illinois College (2004)
4	Ryan Hartman	vs. Grinnell College (2003)
4	Ryan Hartman	vs. University of St. Thomas (2002)
4	Luke Ott	vs. Beloit College (2001)
4	Luke Ott	vs. Knox College (2001)
4	Tim Pierret	vs. Grinnell College (1999)
4	Tim Pierret	vs. Lake Forest College (1999)
4	Greg Vanderfin	vs. Monmouth College (1990)
4	Dan Novotny	vs. Lake Forest College (1988)
4	Greg Vanderfin	vs. Cornell College (1987)
4	Greg Vanderfin	vs. Grinnell College (1987)

Passes Intercepted (4 or more)

6	Mike Van Alstine	vs. DePauw University (1981)
5	Dan Luedtke	vs. UW-Oshkosh (1997)
5	Greg Cavanaugh	vs. UW-Eau Claire (1978)
5	Mark Tonn	vs. Hillsdale College (1975)
5	Remy Stephenson	vs. UW-Milwaukee (1974)
4	James Tringali	vs. Knox College (2012)
4	Dan Luedtke	vs. Ripon College (1996)
4	Dan Luedtke	vs. Beloit College (1995)
4	Greg Vanderfin	vs. Central College (1989)
4	Kurt Rotherham	vs. University of Chicago (1985)
4	Pat Sullivan	vs. Fordham University (1983)
4	Greg Cavanaugh	vs. Hillsdale College (1979)
4	Greg Cavanaugh	vs. UW-Eau Claire (1979)
4	Mark Tonn	vs. UW-Stevens Point (1975)
4	Remy Stephenson	vs. UW-Platteville (1973)
4	Steve Wilmet	vs. UW-Milwaukee (1968)

Receptions (10 or more)

12	Jeremy Gezella	vs. Wartburg College (2009)
12	Todd Bierowski	vs. UW-Oshkosh (1993)
12	Mike Whitehouse	vs. UW-Stevens Point (1989)
12	Mike Whitehouse	vs. Benedictine University (1988)
12	Brian Higgins	vs. Lawrence University (1985)
11	Mike Whitehouse	vs. Michigan Tech University (1989)
11	Ty Vannieuwenhoven	vs. Monmouth College (1984)
10	Joe Green	vs. Grinnell College (2011)
10	Judd O'Connell	vs. Olivet Nazarene (2006)
10	Jason Augustynowicz	vs. Hamline University (2001)
10	Todd Bierowski	vs. Coe College (1994)
10	Mike Whitehouse	vs. Beloit College (1989)
10	Mike Whitehouse	vs. Central College (1989)
10	Greg Eiting	vs. Adrian College (1982)
10	Mike Whitehouse	vs. Central College (1989)
10	Greg Eiting	vs. Adrian College (1982)

Individual Game Records

Receiving Yards (150 or more)

284	Greg Benesh	vs. Monmouth College (1975)
241	Steve Heim	vs. UW-Platteville (1983)
226	Steve Heim	vs. Monmouth College (1984)
224	Greg Benesh	vs. UW-Oshkosh (1975)
201	Judd O'Connell	vs. Olivet Nazarene (2006)
190	Don Noskowiak	vs. UW-Stevens Point (1976)
189	Brandon Spaulding	vs. Ripon College (2000)
189	Mike Whitehouse	vs. Beloit College (1989)
185	Chris Walton	vs. Monmouth College (1996)
182	Brian Higgins	vs. Lawrence University (1985)
179	Jeremy Gezella	vs. Wartburg College (2009)
176	Jeremy Gezella	vs. Lawrence University (2008)
171	Mike Whitehouse	vs. Lawrence University (1989)
168	Judd O'Connell	vs. Olivet Nazarene (2007)
168	T.J. George	vs. Lawrence University (2005)
168	Nick Llanas	vs. Grinnell College (2001)
167	Steve Heim	vs. Adrian College (1983)
166	Judd O'Connell	vs. Lawrence University (2007)
166	Mike Whitehouse	vs. Michigan Tech University (1989)
166	Mike Whitehouse	vs. Illinois Benedictine College (1988)
163	Todd Bierowski	vs. Lake Forest College (1993)
162	Greg Rotherham	vs. UW-Platteville (1977)
161	Steve Heim	vs. Michigan Tech University (1983)
160	Greg Rotherham	vs. North Dakota State (1976)
159	Steve Heim	vs. Ripon College (1984)
158	Seth Schussler	vs. St. John's University (2003)
157	Jeremy Gezella	vs. Lawrence University (2009)
157	Judd O'Connell	vs. Ripon College (2007)
154	Steve Heim	vs. University of Chicago (1984)
153	Mike Whitehouse	vs. Lake Forest College (1989)

Yards per Reception (32.0 or more, min. three receptions)

63.0	Brandon Spaulding	vs. Ripon College (2000)
46.3	Greg Rotherham	vs. Hillsdale College (1976)
42.6	Greg Rotherham	vs. Northern Michigan (1975)
42.0	Nick Llanas	vs. Grinnell College (2001)
38.7	Jason Augustynowicz	vs. Lawrence University (1999)
36.0	Mike Krueger	vs. Lawrence University (1999)
35.0	Don Noskowiak	vs. Northern Michigan (1976)
34.0	Steve Heim	vs. UW-Platteville (1983)
32.6	Steve Heim	vs. University of Dubuque (1983)
32.4	Steve Heim	vs. Michigan Tech University (1983)
32.0	Greg Rotherham	vs. Northern Michigan (1976)

Receiving Touchdowns (3 or more)

5	Greg Benesh	vs. Monmouth College (1975)
4	Judd O'Connell	vs. Ripon College (2007)
4	Mike Whitehouse	vs. Lake Forest College (1988)
3	Logan Krueger	vs. Carroll University (2011)
3	Judd O'Connell	vs. Lawrence University (2007)
3	Kyle Thompson	vs. Grinnell College (2003)
3	Brandon Spaulding	vs. Ripon College (2000)
3	Mike Whitehouse	vs. Grinnell College (1987)
3	Keith Noskowiak	vs. Butler University (1978)
3	Greg Benesh	vs. UW-Oshkosh (1975)

Total Points (30 or more)

36	Aljay Wren	vs. Carroll College (2003)
31	Mike Whitehouse	vs. Lake Forest College (1988)
30	Alec Getschow	vs. Carroll College (2002)
30	Larry Krause	vs. UW-River Falls (1968)

DEFENSE

Tackles (20 or more)

28	Ben Merigold	vs. Lawrence University (1997)
28	Ray Dignan	vs. UW-Platteville (1976)
24	Donn Pierce	vs. UW-Whitewater (1974)
24	Donn Pierce	vs. Northern Michigan University (1973)
23	Jason Piurkowski	vs. Lake Forest College (1999)
23	Pat Kennedy	vs. Michigan Tech University (1990)
23	Donn Pierce	vs. Northwood Institute (1974)
22	Dan Alsteen	vs. Beloit College (1993)
22	Donn Pierce	vs. UW-Oshkosh (1973)
20	Josh Gehl	vs. Augustana College (1999)

Sacks (2.5 or more)

4	Chris Koonce	vs. Beloit College (2001)
4	Chad Blahnik	vs. Illinois College (2000)
3.5	Petr Bohacek	vs. Beloit College (2011)
3	Chad Blahnik	vs. Lawrence University (2000)
3	Tony Lagowski	vs. Beloit College (1996)
3	Dan Stratton	vs. Cornell College (1993)
3	Kevin Dugan	vs. Cornell College (1993)
3	Heath Seigl	vs. Grinnell College (1992)
2.5	Petr Bohacek	vs. Lake Forest College (2012)
2.5	Mike Gradus	vs. Carroll University (2012)
2.5	Jay Arndt	vs. Lake Forest College (2007)
2.5	Adam Blackman	vs. Carroll College (1996)

Interceptions (3 or more)

5	Bill Van Lanen	vs. Loras College (1957)
3	Joe Haselwandervs.	University of Chicago (1987)
3	Tim Van Alstine	vs. Maranatha Baptist College (1978)
3	Tim Van Alstine	vs. Butler University (1978)

KICKING

Extra Points (8 or more)

10	Randy Hill	vs. Lawrence University (2012)
9	Roger Nault	vs. Lawrence University (2010)
9	Roger Nault	vs. Knox College (2008)
9	Bob Forstrom	vs. Grinnell College (2006)
8	Roger Nault	vs. Knox College (2009)
8	Addy Silverthorn	vs. Carroll College (2003)
8	Chris Griffin	vs. Illinois College (2002)
8	Chris Griffin	vs. Beloit College (2001)
8	Ken Marzec	vs. Illinois College (1996)

Field Goals (3 or more)

4	Chris Griffin	vs. Knox College (2002)
3	Karl Zacharias	vs. University of Chicago (1987)

Punts (10 or more)

12	Steve Wilmet	vs. Hillsdale College (1968)
11	Steve Sturm	vs. Carroll College (1997)
11	Dave Lindsley	vs. UW-Oshkosh (1990)
11	Jim Delebreaux	vs. UW-Stevens Point (1988)
10	Kevin Krueger	vs. Carroll University (2011)
10	Adam Gruett	vs. Univ. of St. Thomas (2011)
10	Bob Forstrom	vs. UW-Whitewater (2005)
10	Ken Marzec	vs. Ripon College (1995)
10	Joe Doucette	vs. UW-Oshkosh (1983)
10	Joe Doucette	vs. University of Dubuque (1982)
10	Mark Schneider	vs. UW-Stevens Point (1982)
10	Joe Doucette	vs. Adrian College (1982)
10	Joe Doucette	vs. Ripon College (1982)

continued: Punts (10 or more)

10	Jim Garvey	vs. Valparaiso University (1979)
10	Jim Garvey	vs. UW-Platteville (1979)
10	Jim Garvey	vs. University of Dayton (1979)
10	Mike Veselik	vs. St. Thomas (1974)
10	Tom Fritsch	vs. St. Thomas (1972)
10	Tom Fritsch	vs. UW-La Crosse (1971)

Punting Yardage (450 or more)

452	Bob Forstrom	vs. UW-Whitewater (2005)
-----	--------------	--------------------------

Punting Average (45.0 or higher, min. three attempts)

50.8	Adam Gruett	vs. Grinnell College (2010)
47.5	Bob Forstrom	vs. Grinnell College (2004)
47.4	Rob Berger	vs. Illinois College (2007)
47.0	Chad Blahnik	vs. Ripon College (2000)
46.7	Adam Gruett	vs. Knox College (2011)
45.8	Joe Doucette	vs. Adrian College (1983)
45.5	Karl Zacharias	vs. University of Chicago (1987)
45.2	Bob Forstrom	vs. UW-Whitewater (2005)
45.2	Karl Zacharias	vs. Michigan Tech University (1987)
45.0	Rob Berger	vs. Wartburg College (2008)

RETURNS

Punt Returns (7 or more)

8	Tim Kelly	vs. Knox College (1998)
7	Logan Krueger	vs. Illinois College (2009)
7	Mike Whitehouse	vs. Ripon College (1989)
7	Mike Whitehouse	vs. Monmouth College (1988)

Punt Return Yards (85 or more)

157	Mike Whitehouse	vs. Lake Forest College (1989)
110	Joe Macsiopinto	vs. Ripon College (2001)
108	A.J. Phillips	vs. Grinnell College (2005)
94	Joe Green	vs. Grinnell College (2011)

Punt Return Average (20.0 or higher, min. three attempts)

27.5	Joe Macsiopinto	vs. Ripon College (2001)
26.1	Mike Whitehouse	vs. Lake Forest College (1989)
25.6	Joe Green	vs. Carroll University (2012)
20.0	Tony Mendina	vs. Grinnell College (2004)

Kickoff Returns (7 or more)

8	Joe Green	vs. Univ. of St. Thomas (2012)
8	Dan Sjoquist	vs. North Central College (2010)
7	Tom Benkowski	vs. Carroll College (1993)
7	Mike Rydzon	vs. Hillsdale College (1976)

Kickoff Return Yards (150 or more)

191	Tom Benkowski	vs. Carroll College (1993)
158	Joe Green	vs. Univ. of St. Thomas (2012)

Kickoff Return Average (30.0 or Higher, min. three attempts)

46.0	Dan Magno	vs. Hillsdale College (1979)
39.3	Ryan Glor	vs. UW-Oshkosh (1997)
34.6	Tom Benkowski	vs. Cornell College (1992)
33.0	Ryan Schneider	vs. Carroll College (2002)
32.7	A.J. Phillips	vs. Illinois College (2007)
30.1	A.J. Phillips	vs. Illinois College (2008)
30.1	A.J. Phillips	vs. Olivet Nazarene (2007)
30.0	Mike Whitehouse	vs. Knox College (1989)

Individual Season Records



OFFENSE

Total Offense

2,892	Rob Berger (2010)
2,664	Cody Craig (2007)
2,638	Rob Berger (2009)
2,621	Tim Pierret (1999)
2,447	Ryan Hartman (2004)
2,378	Ryan Hartman (2003)
2,376	Luke Ott (2001)
2,357	Cody Craig (2006)
2,191	Luke Ott (2000)
2,185	Ryan Hartman (2002)

Rushing Attempts

251	Larry Krause (1969)
231	Pat Rusch (1994)
227	John Weninger (2010)
227	Jim Maier (1970)
222	Casey Meehan (2004)
222	Pat Rusch (1995)
219	Aljay Wren (2003)
217	Jason Augustynowicz (2001)
208	Matt O'Grady (2000)
198	Austin Williams (2012)
197	Jon Wadzinski (1992)

Rushing Yards

1,463	Matt O'Grady (2000)
1,325	Larry Krause (1969)
1,312	Jim Maier (1970)
1,306	Norm Jarock (1957)
1,305	Aljay Wren (2003)
1,286	Casey Meehan (2004)
1,275	Jason Augustynowicz (2001)
1,149	Pat Rusch (1994)
1,108	Casey Meehan (2005)
1,017	Pat Rusch (1995)

Yards per Rush

8.8	Norm Jarock (1957)
8.0	Norm Jarock (1956)
7.0	Jason Augustynowicz (2000)
6.7	Larry Schoenberger (1962)
6.5	Larry Schoenberger (1961)
6.5	Larry Schoenberger (1960)
6.3	Rob Berger (2010)
6.0	Rob Berger (2009)
6.0	Casey Meehan (2005)
6.0	Aljay Wren (2003)

Rushing Touchdowns

20	Casey Meehan (2004)
18	Matt O'Grady (2000)
17	Casey Meehan (2005)
17	Larry Krause (1968)
17	Norm Jarock (1957)
15	Tom Guetzloff (1989)
15	Jim Maier (1970)
14	Aljay Wren (2003)
14	Jason Augustynowicz (2001)
14	Mark Binder (1985)
12	A.J. Phillips (2008)
12	Alec Getschow (2006)

Passes Completed

203	Ryan Hartman (2003)
199	Cody Craig (2007)
178	Ryan Hartman (2002)
178	Kurt Rotherham (1986)
173	Ryan Hartman (2004)
170	Rob Berger (2009)
170	Luke Ott (2001)
162	Cody Craig (2006)
152	James Tringali (2012)
151	Tim Pierret (1999)
151	Greg Vanderfin (1990)

Passes Attempted

338	Cody Craig (2007)
332	Ryan Hartman (2003)
310	Ryan Hartman (2004)
308	Kurt Rotherham (1986)
291	Ryan Hartman (2002)
291	Greg Vanderfin (1989)
290	Greg Cavanaugh (1978)
286	Cody Craig (2006)
283	Tim Pierret (1999)
278	James Tringali (2012)
277	Luke Ott (2000)

Completion Percentage

62.0	Rob Berger (2009)
62.0	Luke Ott (2001)
61.2	Ryan Hartman (2002)
61.1	Ryan Hartman (2003)
60.5	Cody Craig (2005)
60.5	Bryan Stoppenbach (2008)
58.9	Cody Craig (2007)
58.4	Rob Berger (2010)
58.4	Steve Stratton (1994)
57.7	Kurt Rotherham (1986)

Passing Yards

2,755	Cody Craig (2007)
2,483	Ryan Hartman (2004)
2,413	Luke Ott (2001)
2,391	Ryan Hartman (2003)
2,379	Cody Craig (2006)
2,316	Tim Pierret (1999)
2,235	Luke Ott (2000)
2,195	Rob Berger (2010)
2,153	Ryan Hartman (2002)
2,036	Rob Berger (2009)

Passing Touchdowns

30	Cody Craig (2007)
26	Ryan Hartman (2003)
25	Rob Berger (2010)
25	Tim Pierret (1999)
22	Ryan Hartman (2004)
22	Ryan Hartman (2002)
20	Rob Berger (2009)
20	Cody Craig (2006)
20	Cody Craig (2005)
20	Luke Ott (2001)

Passes Intercepted

25	Greg Cavanaugh (1977)
22	Greg Cavanaugh (1978)
19	Pat Sullivan (1983)
18	Ron Newhouse (1958)
17	Ryan Hartman (2003)
17	Greg Cavanaugh (1979)
17	Remy Stephenson (1973)
15	Cody Craig (2006)
15	Dick McMillan (1954)
14	Rob Berger (2010)
14	Remy Stephenson (1974)

Receptions

73	Mike Whitehouse (1989)
65	Judd O'Connell (2007)
65	Mike Whitehouse (1988)
63	Joe Green (2011)
63	Jeremy Gezella (2009)
61	Greg Rotherham (1977)
56	Mike Whitehouse (1987)
52	Joe Green (2012)
52	T.J. George (2004)
52	Steve Heim (1983)
51	Todd Bierowski (1993)
49	Judd O'Connell (2006)
49	Steve Heim (1984)

Receiving Yards

1,216	Judd O'Connell (2007)
1,132	Mike Whitehouse (1989)
1,127	Steve Heim (1983)
1,028	Greg Rotherham (1977)
998	Jeremy Gezella (2009)
979	Steve Heim (1984)
972	Greg Benesh (1975)
942	Judd O'Connell (2006)
920	Mike Whitehouse (1988)
911	Joe Green (2011)
902	Mike Whitehouse (1987)

Receiving Touchdowns

13	Judd O'Connell (2007)
13	Greg Benesh (1975)
12	Mike Whitehouse (1989)
12	Mike Whitehouse (1987)
11	Joe Green (2011)
11	Mike Whitehouse (1988)
10	Jeremy Gezella (2009)
10	Judd O'Connell (2006)
10	Todd Bierowski (1993)
9	Mike Krueger (1999)
8	Joe Green (2012)
8	Kyle Thompson (2003)
8	Steve Heim (1983)

Total Points

152	Casey Meehan (2004)
126	Jason Augustynowicz (2001)
113	Mike Whitehouse (1988)
108	Casey Meehan (2005)
108	Aljay Wren (2003)
108	Matt O'Grady (2000)
102	Larry Krause (1968)
102	Norm Jarock (1957)
90	Tom Guetzloff (1989)
90	Jim Maier (1970)
84	A.J. Phillips (2008)
84	Mark Binder (1985)

DEFENSE

Tackles

170	Donn Pierce (1973)
162	Donn Pierce (1974)
125	Tim Verstegen (1971)
120	Dan Alstee (1995)
120	Jim Garvey (1978)
118	Ray Dignan (1976)
117	Jack Arends (1986)
116	Jim Von Rueden (1977)
110	Jim Winckler (1987)
108	Jeremiah Janssen (2000)

Sacks

14	Chad Blahnik (2000)
11.5	Mike Ratajczyk (1991)
10	Jeremiah Janssen (1999)
8	Bob Latterman (2004)
8	Jeremiah Janssen (2001)
7.5	Petr Bohacek (2012)
7	Dan Stratton (1993)
7	Matt Lang (1986)
6.5	Jay Arndt (2007)
6.5	Tony Lagowski (1996)
6	Chris Koonce (2002)
6	Heath Siegel (1992)

Interceptions

9	Dan Magno (1981)
8	Joe Masciopinto (2003)
8	Joe Haselwander (1987)
8	Dan Magno (1982)
8	Tim Van Alstine (1978)
8	Chuck LaHam (1974)
8	Chuck LaHam (1971)
8	Bill Van Lanen (1957)
7	John Rappel (2007)
7	Marc Bilotti (1972)
6	Austin Arts (2012)
6	Greg Wall (1975)

Individual Season Records

SPECIAL TEAMS

Extra Points

56	Bob Forstrom (2006)
52	Pat Phillips (2007)
50	Roger Nault (2009)
50	Chris Griffin (2002)
49	Bob Forstrom (2004)
48	Roger Nault (2008)
46	Roger Nault (2010)
42	Chris Griffin (2001)
42	Chris Griffin (2000)
42	Nick Davis (1999)
40	Bob Forstrom (2005)

Field Goals

12	Bob Forstrom (2004)
8	Randy Hill (2012)
8	Chris Griffin (2002)
7	Mike Whitehouse (1988)
6	Bob Forstrom (2006)
6	Chris Griffin (2001)
6	Ken Marzec (1998)
5	Roger Nault (2009)
5	Chris Griffin (2000)
5	John Bastuga (1989)
5	Ted Sibleski (1984)

Punts

90	Jim Garvey (1979)
79	Joe Doucette (1982)
71	Dave Lindsley (1989)
68	Jim Garvey (1977)
68	Tom Fritsch (1971)
64	Jim Delebreau (1988)
64	Greg Benesh (1975)
61	Steve Strum (1988)
59	Mike Veselik (1973)
57	Kevin Krueger (2012)
56	Dave Lindsley (1991)

Punting Yardage

3,001	Jim Garvey (1979)
2,609	Joe Doucette (1982)
2,464	Dave Lindsley (1989)
2,378	Tom Fritsch (1971)
2,268	Steve Strum (1998)
2,203	Mike Veselik (1973)
2,082	Kevin Krueger (2012)
2,067	Jim Delebreau (1988)
1,996	Karl Zacharias (1985)
1,975	Karl Zacharias (1987)

Punting Average

39.9	Rob Berger (2007)
39.7	Karl Zacharias (1986)
39.6	Bob Forstrom (2005)
38.8	Greg Benesh (1975)
38.7	Karl Zacharias (1987)
38.2	Chad Blahnik (2000)
38.1	Peter Ware (2003)
38.0	Ken Marzec (1996)
37.9	Bob Forstrom (2004)
37.8	Rob Berger (2008)
37.5	Bob Forstrom (2006)

Punt Returns

31	Mike Whitehouse (1989)
30	Joe Masciopinto (2002)
29	Joe Masciopinto (2003)
27	Joe Masciopinto (2001)
27	Todd O'Brien (1991)
24	Tim Kelly (1998)
22	Eric Waitrovich (1999)
21	A.J. Phillips (2007)
21	A.J. Phillips (2006)
20	Joe Masciopinto (2000)
20	Todd Benkowski (1993)

Punt Return Yardage

495	Mike Whitehouse (1989)
451	Joe Masciopinto (2002)
328	Joe Masciopinto (2001)
292	Joe Masciopinto (2003)
281	A.J. Phillips (2005)
261	A.J. Phillips (2007)
239	Joe Green (2012)
235	Todd Benkowski (1993)
232	A.J. Phillips (2006)
191	Greg Wall (1975)
186	Logan Krueger (2009)
183	Mike Whitehouse (1986)
177	Tim Kelly (1998)

Kickoff Returns

29	Pat Georgia (1977)
27	Todd Benkowski (1993)
26	Mike Rydzon (1976)
24	Ryan Schneider (2002)
22	Dan Sjoquist (2010)
22	A.J. Phillips (2006)
22	A.J. Phillips (2005)
22	Joe Masciopinto (2003)
21	A.J. Phillips (2008)
21	A.J. Phillips (2007)
21	Dale Estabrook (1978)
21	Bob Hilger (1975)
21	Tim Gillespie (1972)

Kickoff Return Yardage

709	Ryan Schneider (2002)
644	Todd Benkowski (1993)
535	A.J. Phillips (2005)
527	Pat Georgia (1977)
522	Joe Masciopinto (2003)
505	A.J. Phillips (2008)
503	Mike Rydzon (1976)
474	Tim Gillespie (1972)
472	A.J. Phillips (2007)
457	Ryan Glor (1997)
450	A.J. Phillips (2006)
441	Dan Sjoquist (2010)
448	Ryan Glor (1995)

Individual Career Records

Passing Attempts

954	Ryan Hartman (2001-2004)
949	Greg Cavanaugh (1977-1980)
881	Greg Vanderfin (1987-1990)
869	Cody Craig (2004-2007)
793	Kurt Rotherham (1983-1986)
618	Rob Berger (2007-2010)
606	Luke Ott (1998-2001)

Passing Completions

565	Ryan Hartman (2001-2004)
507	Cody Craig (2004-2007)
476	Greg Cavanaugh (1977-1980)
438	Greg Vanderfin (1987-1990)
428	Kurt Rotherham (1983-1986)
360	Rob Berger (2007-2010)
346	Luke Ott (1998-2001)

Passes Had Intercepted

78	Greg Cavanaugh (1977-1980)
38	Cody Craig (2004-2007)
36	Greg Vanderfin (1987-1990)
35	Ryan Hartman (2001-2004)
35	Remy Stephenson (1973-1975)
30	Chuck Hoch (1962-1964)

Touchdown Passes

71	Ryan Hartman (2001-2004)
70	Cody Craig (2004-2007)
50	Rob Berger (2007-2010)
41	Greg Vanderfin (1987-1990)
40	Luke Ott (1998-2001)
34	Greg Cavanaugh (1977-1980)

Passing Yards

7,218	Ryan Hartman (2001-2004)
7,181	Cody Craig (2004-2007)
5,442	Greg Cavanaugh (1977-1980)
5,360	Greg Vanderfin (1987-1990)
5,205	Kurt Rotherham (1983-1986)
4,948	Luke Ott (1998-2001)

Rushing Attempts

596	Pat Rusch (1993-1995)
577	Larry Krause (1966-1969)
562	Casey Meehan (2002-2005)
517	Matt O'Grady (1997-2000)
498	Jon Wadzinski (1990-1993)

Rushing Yards

3,240	Casey Meehan (2002-2005)
3,034	Larry Krause (1966-1969)
2,906	Matt O'Grady (1997-2000)
2,902	Jim Maier (1967-1970)
2,737	Pat Rusch (1992-1995)

Rushing Touchdowns

42	Casey Meehan (2002-2005)
39	Larry Krause (1966-1969)
32	A.J. Phillips (2005-2008)
31	Jason Augustynowicz (1998-2001)
28	Mark Binder (1985-1987)
25	Pat Rusch (1993-1995)

Receptions

230	Mike Whitehouse (1986-1989)
169	Joe Green (2009-2012)
124	Greg Rotherham (1974-1977)
122	Todd Bierowski (1991-1994)
120	Steve Heim (1982-1984)
114	Judd O'Connell (2006-2007)
108	Jeremy Gezella (2005-2009)
106	T.J. George (2002-2005)

Receiving Yards

3,480	Mike Whitehouse (1986-1989)
2,531	Greg Rotherham (1974-1977)
2,503	Joe Green (2009-2012)
2,361	Steve Heim (1982-1984)
2,158	Judd O'Connell (2006-2007)
1,811	Jeremy Gezella (2005-2009)
1,709	T.J. George (2002-2005)
1,690	Todd Bierowski (1991-1994)

Receiving Touchdowns

37	Mike Whitehouse (1986-1989)
27	Joe Green (2009-2012)
23	Judd O'Connell (2006-2007)
19	Joe Green (2009-present)
17	Jeremy Gezella (2005-2009)
17	Steve Heim (1982-1984)
17	Todd Bierowski (1991-1994)
13	Greg Rotherham (1974-1977)
12	T.J. George (2002-2005)

Tackles (since 1990)

296	Jerimiah Janssen (1998-2001)
261	Casey Rentmeester (2001-2004)
256	Dan Dohr (2004-2007)
246	Dan Alsteen (1993-1995)
199	Jason Piurkowski (1996-1999)

Sacks

29	Jerimiah Janssen (1998-2001)
----	------------------------------

Field Goals

23	Chris Griffin (2000-2003)
21	Bob Forstrom (2002-2006)

Extra Points

160	Chris Griffin (2000-2003)
145	Bob Forstrom (2004-2006)
144	Roger Nault (2007-2010)

Punt Attempts

197	Karl Zacharias (1984-1987)
176	Steve Sturm (1996-1999)

Punting Yards

7,502	Karl Zacharias (1984-1987)
6,214	Steve Sturm (1996-1999)



The 2003 Green Knights celebrated after finishing an undefeated regular season at 10-0.

Team Records

Undefeated Regular Seasons: 1924 (5-0), 1946 (8-0), 1950 (7-0), 1952 (6-0), 1957 (8-0), 2000 (10-0), 2003 (10-0), 2006 (10-0), 2007 (10-0)

Worst Season: 1977 (0-10)

Longest Winning Streak: 17 (last 7 in 2005, first 10 in 2006)

Longest Losing Streak: 13 (last 2 in 1976, 10 in 1977, 1 in 1978)

Most Points Scored, Season: 455, 11 games, 2004

Most Points Per Game, Season: 42.4, 10 games, 2002

Fewest Points Scored, Season: 84, 9 games, 1961

Most Points Scored, Game: 79 (10/13/12 vs. Lawrence)

Most Points Allowed, Game: 65 (9/18/76 vs. Northern Michigan)

Most Points Both Teams, Game: 103 (9/25/10 vs. Lawrence)

Fewest Points Allowed, Season: 20 (6 games, 1952); 32 (8 games, 1941); 84 (9 games, 1961)

Total Offense, Game: 732 (10/27/01 vs. Lake Forest)

Most Team Takeaways, Season: 42 (1974, 23 interceptions, 19 fumbles)

Most Kicks Blocked, Season: 8 (1993, five punts, 3 PATs)

Game Records

Points Scored: 36, Aljay Wren, 10/18/03 vs. Carroll

Yards Rushing: 282, Matt O'Grady, 10/14/00 vs. Monmouth

Yards Passing: 421, Luke Ott, 10/27/01 vs. Lake Forest

Yards Receiving: 284, Greg Benesh, 10/25/75 vs. Monmouth

Total Offense: 443, Rob Berger, 9/5/09 vs. Wartburg

Pass Receptions: 12, Jeremy Gezella, 9/5/09 vs. Wartburg; Brian Higgins, 10/12/85 vs. Lawrence; Mike Whitehouse, 9/17/88 vs. Benedictine; Mike Whitehouse, 9/9/89 vs. UW-Stevens Point; Todd Bierowski, 9/10/94 vs. UW-Oshkosh

Pass Interceptions: 5, Bill Van Lanen, 10/6/57 vs. Loras

Longest Field Goal: 48, Ken Marzec, 9/30/95 vs. Knox

Longest Pass: 98 yards, Dan Novotny to John Kulas, 10/8/88 vs. Lake Forest

Longest Punt Return: 91 yards, Art Fisher, 9/15/62 vs. UW-La Crosse

Kicks Blocked: 3, Jerry Noskowiak, 9/12/92 vs. UW-Oshkosh; Jerry Noskowiak, 11/7/92 vs. Carroll



Casey Meehan set two major school records in 2004.

Season Records

Points Scored: 152, Casey Meehan, 2004

Touchdowns: 25, Casey Meehan, 2004

Yards Rushing: 1,463, Matt O'Grady, 2000

Yards Passing: 2,755, Cody Craig, 2007

Total Offense: 2,664, Cody Craig, 2007

Total Plays: 374, Rob Berger, 2009

Touchdown Passes: 30, Cody Craig, 2007

Passes Had Intercepted: 25, Greg Cavanaugh, 1977

Pass Completion Percentage: 62.0 (170-274), Luke Ott, 2001

Pass Receiving Yards: 1,216, Judd O'Connell, 2007

Pass Receptions: 73, Mike Whitehouse, 1989

Touchdown Pass Receptions: 13, Greg Benesh, 1975 and Judd O'Connell, 2007

Pass Interceptions: 9, Dan Magno, 1981

Tackles: 170, Donn Pierce, 1973

Fumbles Recovered: 7, Rick Kekula, 1976

Kicks Blocked: 6, Jerry Noskowiak, 1992

St. Norbert College Football All-Americans

Year	Name	Position	Awarding Body	Team
1951	Pat Smithwick	End	Associated Press	Honorable Mention
1953	Jerry Dufek	Tackle	Associated Press	Honorable Mention
1955	Bob Hoerning	Halfback	Associated Press	Honorable Mention
1957	Norm Jarock	Halfback	Associated Press	First Team
			NAIA	First Team
1957	Jerry Johnson	Tackle	NAIA	Second Team
			Associated Press	Honorable Mention
1958	Ron Newhouse	Quarterback	Associated Press	Honorable Mention
1961	Gerry Moseler	Linebacker	Associated Press	Honorable Mention
1962	Larry Schoenberger	Fullback	Associated Press	Honorable Mention
1964	Dave Jauquet	Defensive End	Associated Press	First Team
1966	John Broihier	Off. Tackle	NAIA	Honorable Mention
1966	Tim Houlton	Def. Tackle	Associated Press	Honorable Mention
		Def. Tackle	NAIA	Honorable Mention
1966	Steve Wilmet	Quarterback	NAIA	Honorable Mention
1969	Larry Krause	Halfback	NAIA	First Team
1970	Jim Maier	Fullback	NAIA	Honorable Mention
1971	Ted Fritsch Jr.	Center	Associated Press	Honorable Mention
1973	Donn Pierce	Linebacker	Associated Press	Honorable Mention
1974	Donn Pierce	Linebacker	NAIA	Second Team
			Associated Press	Honorable Mention
1975	Greg Benesh	End	Associated Press	Honorable Mention
1975	Remy Stephenson	Quarterback	Associated Press	Honorable Mention
1977	Greg Rotherham	End	Associated Press	Honorable Mention
1978	Jim Garvey	Linebacker	Associated Press	Honorable Mention
1978	Don Noskowiak	End	Associated Press	Honorable Mention
1980	Joe Hoerning	Running Back	NAIA	First Team
			Associated Press	Honorable Mention
1982	Dan Magno	Defensive Back	SIDs	Second Team
1984	Steve Heim	End	Associated Press	Honorable Mention
1988	Mike Whitehouse	End	Football Gazette	First Team
			Associated Press	Honorable Mention
1999	Jerimiah Janssen	Linebacker	D3Football.com	Third Team
2000	Jerimiah Janssen	Linebacker	AFC	First Team
			Hewlett-Packard	First Team
			D3Football.com	First Team
			Football Gazette	First Team
			Associated Press	Second Team
2000	Matt O'Grady	Halfback	Hewlett-Packard	Third Team
			Football Gazette	Third Team
2000	Kevin O'Malley	Off. Tackle	Football Gazette	Second Team
			Hewlett-Packard	Third Team
2001	Jerimiah Janssen	Linebacker	Associated Press	First Team
			AFC	First Team
			Hewlett-Packard	First Team
			Football Gazette	First Team
			D3Football.com	First Team
2001	Jason Augustynowicz	Halfback	Hewlett-Packard	Third Team
			Football Gazette	Honorable Mention
2002	Kevin O'Malley	Off. Tackle	AFC	First Team
			Football Gazette	First Team
			Hewlett-Packard	Second Team
2002	Joe Masciopinto	Kick Returner	Hewlett-Packard	Third Team
2003	Joe Masciopinto	Defensive Back	AFC	First Team
			College SIDs	First Team
			D3Football.com	First Team
			Football Gazette	Second Team
2003	Seth Schussler	Tight End	College SIDs	First Team
			Football Gazette	Second Team
			D3Football.com	Honorable Mention
2003	Sean Rierdon	Off. Tackle	College SIDs	Third Team
2004	Sean Rierdon	Off. Tackle	Football Gazette	Second Team
2004	Casey Meehan	Running Back	Football Gazette	Third Team
2005	Casey Meehan	Running Back	Football Gazette	Honorable Mention
2006	Bob Forstrom	Placekicker	AFC	First Team
2007	Jay Arndt	Defensive End	D3football.com	Third Team

Note: The Associated Press team is the AP Little All-America squad.

Team Captains

1947	Rube Prunaske	1992	Jerry Noskowiak, Chris Giese,
1948	John Cahill		Rick Kinnard, Steve Cooney
1949	John Cahill	1993	Todd Bierowski, Tom Benkowski, Kevin Dugan, Brian Bunkelman
1950	Bob Blohowiak		
1951	Pat Smithwick	1994	Paul Abts, Todd Bierowski, Mike Doyle, Joe Novotny, Steve Stratton, Jon Wadzinski
1952	Jerry Wilson, Tony Papara		
1953	Jerry Dufek	1995	Steve Neville, Jim Madden
1954	Clint Peters		
1955	Larry Van Alstine, Bob Hoerning	1996	Matt Bumgardner, Dan Alsteen, Bruce Breecher, Brian Danaher, Dan Alsteen, Bruce Breecher, Brian Danaher
1956	Jerry Johnson, Bob Pozza		
1957	Jerry Johnson, Norm Jarock	1997	Brian Danaher
1958	Bob Barron, Al Gilson	1998	Tim Pierret, Steve Sturm, Dave Vandenboom
1959	Ron Newhouse, Jim Coenen		
1960	Fran Junio, Herm Buechel	1999	Tim Pierret, Jason Piurkowski
1961	Dave Stolp		
1962	Larry Schoenberger	2000	Matt Hanson, Jerimiah Janssen, Matt O'Grady
1963	Steve Mayheu		
1964	Chuck Hoch	2001	Jerimiah Janssen, Luke Ott, Dennis O'Connell, Mark Schmitz
1965	Dave Jauquet		
1966	John Broihier	2002	Dave Archibald, James Gallagher, Jeremy Jackson, Kevin O'Malley
1967	Dave Neal, John Trinitapoli		
1968	Tom Schoen	2003	Chris Koonce, Joe Masciopinto, Nik Osol
1969	Dick Hilger		
1970	Steve Nickols	2004	Ryan Hartman, Bob Latterman, Casey Rentmeester, Sean Rierdon
1971	Ted Fritsch Jr., Mike Teff		
1972	Tom Deters, Carl Haese	2005	T.J. George, Casey Meehan, Dustin Willette
1973	Steve Brettingen		
1974	Donn Pierce	2006	Bob Forstrom, Kyle Friederichs, Donald Norwick, Brendan O'Malley
1975	Greg Wall		
1976	Jack McDonald	2007	Jay Arndt, Nick Breisch, Shawn Nett, Cody Craig
1977	Greg Rotherham		
1978	Rick Kekula, Tom Seittel	2008	A.J. Phillips, Alex Noskowiak, Scott Wuensch, John Rappel
1979	Steve Mocariski		
1980	Jim Garvey	2009	Ryan Kaminski, Jeremy Gezella, Todd Sheedy, Ben Hackbart
1981	Tim Van Aistine, Barry Truskowski, Mike Cieslieski		
1982	Jeff Harrill	2010	Rob Berger, Kyle Ripley, Drew Anderson, John Weninger
1983	Dennis Lueck, Jerry Long		
1984	Steve Heim, Terry McBride	2011	Mike Fabrizio Logan Krueger
1985	Jim Kerr, Tony Teske, Joe Blatz		
1986	Tony Teske, Tom Larsen	2012	Adam Nitsche Joe Green Josh Vanden Heuvel
1987	Tom Schroeder, Matt Lang, Trevor Vanniewenhoven		
1988	John Whitehouse, Pat O'Neill		
1989	Stu Schneider, Matt VanderWoude, Mike Whitehouse, Kurt Zacharias		
1990	Mike Bonk, Greg Vanderfin, Andy Bloechl, Dave Fitzpatrick		
1991	Pat Brown, Tom Dorgan, Robb Koseor, Bob Smits		

All-Time Individual Superlatives

EDITOR'S NOTE: This listing of St. Norbert College Football Game Superlatives has been compiled by Sports Information Director Dan Lukes from available files and newspaper microfilm from the 1956 season on. Should anyone have any additions to the list at any time from 1946 to the present, please contact the St. Norbert College Sports Information Office.

Rushing (100 yards or more)

Yards-Car.-TD	Name	Opponent	Date	Yards-Car.-TD	Name	Opponent	Date
282-27-1	Matt O'Grady	Monmouth College	10/14/00	127-22-3	Casey Meehan	Beloit College	9/11/04
268-21-4	Norm Jarock	UW-La Crosse	11/9/57	127-15-1	Jon Wadzinski	Grinnell College	10/3/92
254-22-3	Casey Meehan	Grinnell College	10/30/04	127-21-2	Joe Hoerning	UW-Stout	10/25/80
247-36-1	Jim Maier	UW-Milwaukee	10/31/70	126-31-2	John Weninger	Monmouth College	10/2/10
240-36-4	Pat Rusch	Lawrence Univ.	10/19/94	126-16-2	Rob Berger	Wartburg College	9/5/09
236-29-3	Aljay Wren	Ripon College	10/25/03	126-26-2	Jason Augustynowicz	Illinois College	11/10/01
234-28-2	Jason Augustynowicz	Knox College	10/6/01	126-23-2	Jason Augustynowicz	Beloit College	11/3/01
223-34-3	Adam Lewis	Grinnell College	11/2/02	125-27-1	Larry Krause	UW-La Crosse	10/4/69
217-26-2	Matt O'Grady	Lake Forest College	10/28/00	124-22-1	Jason Augustynowicz	Monmouth College	10/13/01
208-34-1	Jason Augustynowicz	Ripon College	9/29/01	124-13-0	Jason Augustynowicz	Beloit College	11/6/99
201-w/a-2	Norm Jarock	Carroll College	9/21/57	124-14-0	Matt O'Grady	Beloit College	11/6/99
200-31-2	Tom Guetzloff	Knox College	10/1/88	124-21-2	Dick Hilger	UW-Oshkosh	10/22/66
200-33-4	Jim Maier	UW-La Crosse	10/10/70	124-w/a-2	Ron Newhouse	MSU-Mankato	11/1/58
196-30-	Larry Krause	St. Cloud State Univ.	9/20/69	123-5-4	Rob Berger	Knox College	10/4/08
195-18-5	Larry Krause	UW-River Falls	9/28/68	123-23-3	Casey Meehan	Lake Forest College	11/6/04
193-20-2	Matt O'Grady	Grinnell College	10/21/00	123-29-2	Pat Rusch	Lawrence Univ.	10/14/95
189-33-0	Pat Rusch	Knox College	10/1/94	123-18-2	Joe Hoerning	UW-Stevens Point	9/20/80
188-29-0	Jon Wadzinski	Lawrence Univ.	10/12/91	122-13-3	Matt O'Grady	Ripon College	9/30/00
185-22-3	Casey Meehan	Illinois College	10/1/05	122-21-1	Larry Schoenberger	UW-La Crosse	9/16/61
182-21-1	Norm Jarock	MSU-Mankato	10/28/57	120-11-2	Rob Berger	Beloit College	10/31/09
182-17-3	Norm Jarock	Michigan Tech Univ.	11/2/57	120-30-0	Chris Harris	Lawrence Univ.	10/13/90
181-22-4	Casey Meehan	Ripon College	10/22/05	120-22-1	Tom Guetzloff	Beloit College	10/28/89
181-18-3	Jason Augustynowicz	Lawrence Univ.	9/22/01	119-25-1	John Weninger	Illinois College	10/9/10
180-33-0	Brian Morgan	Illinois College	9/28/85	119-16-0	Jason Augustynowicz	Grinnell College	10/20/01
178-31-0	Pat Rusch	Concordia Univ.	9/16/95	118-23-2	Alec Getschow	Knox College	9/28/02
178-16-2	Norm Jarock	UW-Platteville	11/3/56	117-23-0	Casey Meehan	Monmouth College	9/20/03
172-18-3	Austin Williams	Lawrence Univ.	10/13/12	117-14-0	Mark Strasser	Knox College	9/30/95
177-20-0	Jim Maier	UW-River Falls	9/28/68	116-8-1	Rob Berger	Grinnell College	10/23/10
176-22-4	Larry Krause	St. Cloud State Univ.	11/9/68	116-23-1	Alec Getschow	Beloit College	9/14/02
175-22-3	Aljay Wren	Beloit College	9/13/03	116-26-0	Pat Rusch	Ripon College	10/21/95
175-16-1	Norm Jarock	UW-La Crosse	11/10/56	116-16-2	Jim Maier	Univ. of St. Thomas	9/14/68
170-11-3	Joe Hoerning	Maranatha Baptist	9/16/78	115-30-1	Pat Rusch	Knox College	9/30/95
169-23-1	Steve Stratton	Beloit College	10/29/94	114-26-1	Joe Brogni	Grinnell College	9/8/07
168-34-3	Pat Rusch	Beloit College	10/29/94	114-14-2	Larry Krause	UW-La Crosse	10/5/68
166-w/a-0	Dick Van Egeren	UW-Whitewater	10/27/56	114-17-0	Bill Van Lanen	UW-Whitewater	10/26/57
165-38-0	Aljay Wren	Lake Forest College	11/8/03	113-16-3	Casey Meehan	Grinnell College	10/29/05
165-18-	Tom Vanden Bush	Ferris State Univ.	9/24/66	112-19-0	Craig Fagan	Carroll Univ.	10/15/11
165-15-	Larry Schoenberger	Morningside College	10/27/62	112-26-0	John Weninger	Beloit College	9/11/10
165-w/a-1	Norm Jarock	St. Ambrose Univ.	10/12/57	112-19-3	Aljay Wren	Carroll College	10/18/03
164-12-2	Norm Jarock	Michigan Tech Univ.	9/29/56	112-29-4	Aljay Wren	Ripon College	10/26/02
163-17-3	Matt O'Grady	Beloit College	11/4/00	112-18-5	Alec Getschow	Carroll College	10/19/02
162-23-2	Matt O'Grady	Carroll College	9/19/98	112-15-0	Dan Luedtke	Carroll College	11/2/96
161-30-2	Matt O'Grady	Illinois College	11/1/00	112-26-1	Pat Rusch	Carroll College	11/5/94
159-25-0	Jon Wadzinski	Beloit College	10/26/91	112-24-1	Jon Wadzinski	Lawrence Univ.	10/17/92
158-26-2	Joe Hoerning	UW-Platteville	11/1/80	112-18-1	Chris Harris	Illinois College	9/29/90
157-30-1	A.J. Phillips	Illinois College	11/3/07	112-14-2	Dave Mahlik	Lakeland College	10/7/61
157-20-1	Mike Rydson	Monmouth College	10/25/75	112-12-1	Fran Junio	Loras College	10/4/58
157-26-1	Larry Krause	Univ. of St. Thomas	9/13/69	111-26-2	Jason Augustynowicz	Lake Forest College	10/27/01
156-20-3	Casey Meehan	Lake Forest College	11/5/05	111-22-1	Dave Fitzpatrick	Beloit College	10/28/89
156-17-1	Casey Meehan	Knox College	9/27/03	111-9-1	Mike Ryan	Ferris State Univ.	10/2/65
156-24-2	Norm Jarock	UW-Whitewater	10/26/57	111-w/a-1	Jule Mellen	Ferris State Univ.	10/3/64
154-37-0	Jon Wadzinski	Beloit College	10/31/92	111-w/a-3	Jule Mellen	Hillsdale College	9/28/63
154-31-3	Tom Guetzloff	Ripon College	10/21/89	110-21-1	Bill Mommaerts	Univ. of St. Thomas	9/18/71
152-35-1	Jon Wadzinski	Ripon College	10/24/92	109-25-1	Matt O'Grady	Lake Forest College	10/31/98
152-20-3	Larry Schoenberger	UW-Whitewater	11/10/62	108-6-2	Aljay Wren	Monmouth College	9/20/03
151-19-1	Adam Gruett	Beloit College	9/10/11	108-21-0	Jim Maier	UW-Milwaukee	10/26/68
151-20-2	Jule Mellen	UW-La Crosse	9/14/64	107-14-2	Casey Meehan	Illinois College	10/4/03
149-25-1	John Weninger	Lake Forest College	11/6/10	107-28-0	Aljay Wren	Univ. of St. Thomas	9/6/03
149-24-0	Pat Rusch	Lake Forest College	10/7/95	107-16-1	Pat Rusch	UW-Oshkosh	9/10/94
148-18-2	Casey Meehan	Monmouth College	9/18/04	106-13-3	Tim Pierret	Monmouth College	10/17/98
147-17-2	Mike Ryan	UW-La Crosse	9/14/63	106-26-1	Pat Rusch	UW-Oshkosh	9/9/95
147-w/a-1	Norm Jarock	Lewis Univ.	10/20/56	106-20-1	Rick Hearden	Ripon College	10/20/84
148-23-3	Larry Krause	UW-River Falls	9/27/69	106-13-1	Bill Mommaerts	UW-Milwaukee	10/30/71
146-28-2	Larry Krause	Northern Michigan Univ.	10/25/69	106-4-1	Larry Schoenberger	Graceland College	10/8/60
146-20-1	Jim Maier	St. Cloud State Univ.	11/9/68	105-16-1	John Weninger	Knox College	9/18/10
146-25-0	Jule Mellen	Northern Michigan Univ.	10/17/64	105-22-2	Jim Maier	UW-Stevens Point	9/26/70
143-27-1	Matt O'Grady	Lawrence Univ.	9/22/98	105-w/a-1	Norm Jarock	Loras College	11/6/57
142-26-0	Aljay Wren	Lawrence Univ.	10/11/03	104-15-3	Zach Klarkowski	Illinois College	10/8/11
141-29-2	Casey Meehan	Carroll College	10/16/04	104-17-0	Dante Sims	Lawrence Univ.	9/20/08
141-23-2	Jon Wadzinski	Illinois College	9/28/91	104-23-1	Casey Meehan	Monmouth College	9/17/05
140-18-1	Larry Schoenberger	Luther College	10/28/61	104-14-3	Jason Augustynowicz	Carroll College	9/18/99
140-w/a-1	Bill Van Lanen	St. Ambrose Univ.	10/12/57	104-11-2	Kory Coonen	Grinnell College	10/3/92
138-7-1	Rob Berger	Grinnell College	9/13/08	103-32-0	Craig Fagan	Monmouth College	10/1/11
138-21-2	Steve Stratton	Lake Forest College	10/8/94	103-14-1	Tim Pierret	Grinnell College	10/23/99
138-22-2	Tom Guetzloff	Michigan Tech Univ.	11/4/89	103-16-0	Pat Rusch	Lawrence Univ.	10/16/93
138-w/a-3	Bill Van Lanen	Carroll College	9/21/57	103-20-0	Jon Wadzinski	Lake Forest College	10/10/92
137-18-1	Larry Krause	UW-Stevens Point	9/21/68	103-21-0	Mike Cornelius	UW-Stevens Point	9/25/71
136-12-1	Austin Williams	Beloit College	10/27/12	103-22-0	Mike Cornelius	UW-Stevens Point	9/26/70
136-24-3	Tim Pierret	Lawrence Univ.	9/22/98	103-w/a-1	Jule Mellen	UW-Whitewater	10/24/64
136-47-0	Jon Wadzinski	Beloit College	10/30/93	102-19-1	Casey Meehan	Lawrence Univ.	10/8/05
135-15-0	Brian Danaher	Lake Forest College	10/5/96	102-15-2	Alec Getschow	Grinnell College	10/20/01
133-22-1	Craig Fagan	Ripon College	10/29/11	102-20-0	Matt O'Grady	Illinois College	11/14/98
133-15-2	Austin Williams	Lawrence Univ.	9/24/11	102-18-0	Pat Rusch	Concordia Univ.	9/18/93
133-24-3	A.J. Phillips	Illinois College	11/8/08	102-24-2	Dave Fitzpatrick	Ripon College	10/20/90
133-24-1	Tim Pierret	Beloit College	10/25/97	102-21-2	Greg Moroder	Monmouth College	9/11/82
133-25-3	Jon Wadzinski	Grinnell College	10/2/93	102-16-1	Mike Cornelius	St. Cloud State Univ.	11/13/71
132-30-2	John Weninger	Grinnell College	9/12/09	102-20-0	Jim Maier	UW-Milwaukee	11/4/67
132-20-0	Dante Sims	Ripon College	10/25/08	101-15-1	Brad Boockmeier	Grinnell College	11/3/12
132-14-2	Aljay Wren	Grinnell College	11/1/03	101-24-0	Austin Williams	Knox College	9/8/12
132-w/a-2	Mike Ryan	Western Illinois Univ.	10/10/64	101-17-1	Dante Sims	Monmouth College	10/11/08
131-17-1	Craig Fagan	Grinnell College	10/22/11	101-20-1	Pat Rusch	Beloit College	10/28/95
131-25-0	Jim Maier	UW-Oshkosh	10/24/70	101-11-0	Greg Moroder	Univ. of Dubuque	9/18/82
131-31-2	Jim Maier	Hillsdale College	11/6/70	101-17-2	Larry Krause	Univ. of St. Thomas	9/14/68
130-25-2	Casey Meehan	Lawrence Univ.	10/9/04	100-18-2	A.J. Phillips	Carroll College	10/14/06
130-15-1	Casey Meehan	Illinois College	10/2/04	100-11-2	Dan Luedtke	Lawrence Univ.	10/11/97
130-35-3	Dave Fitzpatrick	Lawrence Univ.	10/13/90	100-17-1	Brian Danaher	Monmouth College	9/20/97
130-22-1	Larry Krause	UW-Milwaukee	11/5/66				
130-16-0	Larry Schoenberger	Michigan Tech Univ.	11/12/60				
129-17-2	Alec Getschow	Illinois College	10/5/02				
129-15-1	Mike Krueger	Grinnell College	10/24/98				
129-22-1	Pat Rusch	Lake Forest College	10/8/94				
129-14-0	Don Birmingham	Ripon College	10/25/86				
129-25-2	Larry Krause	Univ. of Louisiana-Lafayette	11/8/69				

All-Time Individual Superlatives

Passing (300 yards or more)

Yards-C-A-TD	Name	Opponent	Date
421-25-32-3	Luke Ott	Lake Forest College	10/27/01
367-16-28-5	Remy Stephenson	Monmouth College	10/25/75
366-15-23-3	Kurt Rotherham	Monmouth College	9/22/84
361-22-53-1	Dan Luedtke	Monmouth College	9/21/96
349-24-40-2	Cody Craig	Monmouth College	10/6/07
349-16-29-3	Pat Sullivan	UW-Platteville	11/5/83
344-22-40-1	Doug Waitrovich	Hillsdale College	10/2/71
343-23-44-2	Pat Sullivan	Univ. of Dubuque	9/17/83
340-27-37-1	Luke Ott	Hamline Univ.	9/8/01
337-22-28-1	Luke Ott	Hamline Univ.	9/9/00
333-14-21-3	Dan Luedtke	Monmouth College	9/20/97
333-32-44-2	Kurt Rotherham	Michigan Tech Univ.	9/13/86
332-22-39-2	Luke Ott	Illinois College	11/10/01
329-22-34-1	Kevin Hansen	Grinnell College	10/22/11
329-16-25-3	Rob Berger	Lawrence Univ.	9/19/09
327-16-26-3	Tim Pierret	Lawrence Univ.	9/25/99
317-28-37-0	Rob Berger	Wartburg College	9/5/09
313-26-50-1	Kurt Rotherham	Cornell College	9/27/86
311-24-44-2	Mike Fabrizio	Illinois College	10/8/11
309-19-27-4	Cody Craig	Ripon College	10/20/07
308-20-37-3	Cody Craig	Olivet Nazarene Univ.	9/1/07
308-18-29-1	Cody Craig	Olivet Nazarene Univ.	9/2/06
308-18-22-3	Cody Craig	Lawrence Univ.	10/8/05
308-17-22-3	Remy Stephenson	UW-Oshkosh	10/18/75

Receptions (10 or more)

Rec-Yds.-TD	Name	Opponent	Date
12-179-2	Jeremy Gezella	Wartburg College	9/5/09
12-124-1	Todd Bierowski	UW-Oshkosh	9/11/93
12-146-1	Mike Whitehouse	UW-Stevens Point	9/9/89
12-166-2	Mike Whitehouse	Benedictine Univ.	9/17/88
12-182-1	Brian Higgins	Lawrence Univ.	10/12/85
11-166-2	Mike Whitehouse	Michigan Tech Univ.	11/4/89
11-71-0	Ty Vannieuwenhoven	Lake Forest College	10/6/84
10-138-0	Joe Green	Grinnell College	10/22/11
10-201-1	Judd O'Connell	Olivet Nazarene Univ.	9/2/06
10-108-1	Jason Augustynowicz	Hamline Univ.	9/8/01
10-102-0	Todd Bierowski	Coe College	9/24/94
10-189-2	Mike Whitehouse	Beloit College	10/28/89
10-83-1	Mike Whitehouse	Lake Forest College	10/13/87
10-86-0	Greg Eiting	Adrian College	10/2/82

Receiving Yards (100 yards or more)

Yards-Rec.-TD	Name	Opponent	Date
284-9-5	Greg Benesh	Monmouth College	10/25/75
241-7-2	Steve Heim	UW-Platteville	11/5/83
226-7-1	Steve Heim	Monmouth College	9/22/84
224-8-3	Greg Benesh	UW-Oshkosh	10/18/75
201-10-1	Judd O'Connell	Olivet Nazarene Univ.	9/2/06
190-7-1	Don Noskowiak	UW-Stevens Point	9/25/76
189-3-3	Brandon Spaulding	Ripon College	9/30/00
189-10-2	Mike Whitehouse	Beloit College	10/28/89
185-8-1	Chris Walton	Monmouth College	9/21/96
182-12-1	Brian Higgins	Lawrence Univ.	10/12/85
179-12-2	Jeremy Gezella	Wartburg College	9/5/09
176-6-2	Jeremy Gezella	Lawrence Univ.	9/20/08
171-9-2	Mike Whitehouse	Lawrence Univ.	10/14/89
168-6-1	Judd O'Connell	Olivet Nazarene Univ.	9/1/07
168-8-1	T.J. George	Lawrence Univ.	10/8/05
168-4-1	Nick Llanas	Grinnell College	10/20/01
167-6-2	Steve Heim	Adrian College	10/1/83
166-6-3	Judd O'Connell	Lawrence Univ.	9/15/07
166-11-2	Mike Whitehouse	Michigan Tech Univ.	11/4/89
166-12-2	Mike Whitehouse	Benedictine Univ.	9/14/88
163-5-2	Todd Bierowski	Lake Forest College	10/9/93
162-8-1	Greg Rotherham	UW-Platteville	11/5/77
161-5-2	Steve Heim	Michigan Tech Univ.	11/12/83

Receiving Yards continued

Yards-Rec.-TD	Name	Opponent	Date
161-7-1	Bob Kress	Hillsdale College	10/2/71
160-6-1	Greg Rotherham	North Dakota State Univ.	10/9/76
159-6-2	Steve Heim	Ripon College	10/20/84
158-6-1	Judd O'Connell	Monmouth College	10/7/06
158-6-0	Seth Schussler	St. John's Univ.	11/29/03
157-6-2	Jeremy Gezella	Lawrence Univ.	9/19/09
157-8-4	Judd O'Connell	Ripon College	10/20/07
154-9-1	Steve Heim	Univ. of Chicago	11/4/84
153-7-2	Mike Whitehouse	Lake Forest College	10/7/89
151-3-2	Tim Kelly	Illinois College	11/14/98
151-8-1	Greg Rotherham	Ferris State Univ.	11/12/77
150-8-0	Greg Rotherham	Univ. of St. Thomas	9/17/77
146-7-1	Dave Archibald	Illinois College	11/10/01
146-12-1	Mike Whitehouse	UW-Stevens Point	9/9/89
145-9-1	T.J. George	Carroll College	10/16/04
144-8-2	Tim Gillespie	Northern Michigan Univ.	9/28/74
141-7-2	Greg Rotherham	UW-Eau Claire	9/10/77
139-3-2	Greg Rotherham	Hillsdale College	10/2/76
138-10-0	Joe Green	Grinnell College	10/22/11
137-7-2	T.J. George	Illinois College	10/2/04
137-5-2	Mike Lynn	Lawrence Univ.	9/23/00
136-7-1	Jeremy Gezella	Carroll Univ.	10/17/09
136-8-1	Mike Whitehouse	Univ. of Chicago	11/7/87
135-7-2	Judd O'Connell	Grinnell College	9/9/06
134-8-2	Mike Whitehouse	Monmouth College	11/14/87
133-5-1	Joe Green	Carroll Univ.	10/16/10
133-7-1	Mike Whitehouse	Coe College	9/24/88
133-7-0	Jim Schleis	UW-Milwaukee	10/26/68
132-7-0	Logan Krueger	Lawrence Univ.	9/24/11
132-7-3	Kyle Thompson	Grinnell College	11/1/03
131-6-2	Mike Whitehouse	Knox College	9/30/89
130-7-1	Mike Whitehouse	Michigan Tech Univ.	9/13/86
129-8-1	Nick Llanas	Lake Forest College	10/27/01
128-5-2	Logan Krueger	Ripon College	10/30/10
128-6-1	Chris Walton	Ripon College	10/19/96
128-6-2	Greg Benesh	UW-Stevens Point	9/20/75
128-3-1	Greg Rotherham	Northern Michigan Univ.	11/8/75
127-7-1	Joe Green	Illinois College	10/8/11
127-4-1	Judd O'Connell	Lawrence Univ.	9/16/06
127-5-1	Brian Kuhar	Monmouth College	9/20/97
127-7-0	Pat Lamirande	Monmouth College	9/21/91
127-8-0	Steve Heim	Lawrence Univ.	10/13/84
126-7-2	Mike Whitehouse	Cornell College	9/26/87
126-6-1	Tim Gillespie	UW-Milwaukee	10/27/73
126-7-0	Jim Schleis	UW-Whitewater	10/12/68
124-6-1	T.J. George	Ripon College	10/22/05
124-12-1	Todd Bierowski	UW-Oshkosh	9/11/93
124-5-1	Greg Rotherham	UW-Stevens Point	9/20/75
121-4-1	Judd O'Connell	Knox College	9/29/07
122-6-3	Joe Green	Grinnell College	10/29/11
120-8-0	Joe Green	Monmouth College	10/1/11
120-7-3	Aljay Wren	Carroll College	10/18/03
120-4-1	Casey Meehan	Beloit College	9/13/03
120-5-3	Don Noskowiak	Butler Univ.	10/28/78
119-9-1	Jeremy Gezella	Illinois College	11/7/09
119-8-1	Judd O'Connell	Lake Forest College	9/22/07
119-6-0	Greg Rotherham	Univ. of St. Thomas	9/13/75
118-6-0	Pat Lamirande	Michigan Tech Univ.	9/15/90
118-8-2	Greg Rotherham	Northwood Univ.	10/8/77
116-3-2	Mike Krueger	Lawrence Univ.	9/25/99
116-4-3	Pat Pavelski	Univ. of St. Thomas	9/9/62
115-5-1	Tim Gillespie	Eastern Michigan Univ.	9/29/73
114-4-1	Joe Green	Ripon College	9/15/12
114-7-1	Judd O'Connell	Grinnell College	9/8/07
114-9-4	Mike Whitehouse	Lake Forest College	10/8/88
112-6-1	Mike Whitehouse	Univ. of Dayton	9/19/87
112-8-3	Mike Whitehouse	Grinnell College	10/3/87
112-5-1	Don Noskowiak	North Dakota State Univ.	10/9/76
111-6-1	Josh O'Connor	Lawrence Univ.	10/9/04
111-4-1	T.J. George	Monmouth College	9/18/04
111-7-1	Jim Beaver	UW-Whitewater	10/11/69
110-7-1	Dave Archibald	Beloit College	11/3/01
110-7-1	Todd Bierowski	Knox College	10/1/94
110-9-1	Rod Bohm	Grinnell College	10/4/86
110-5-0	Kevin Noskowiak	Lawrence Univ.	10/15/83

Receiving Yards continued

Yards-Rec.-TD	Name	Opponent	Date
109-3-1	Joe Green	Lawrence Univ.	10/13/12
109-5-0	Dave Archibald	Hamline Univ.	9/8/01
108-10-1	Jason Augustynowicz	Hamline Univ.	9/8/01
108-4-2	Brian Kuhar	Grinnell College	10/23/99
108-3-1	Jason Augustynowicz	Lawrence Univ.	9/25/99
107-3-1	Dave Archibald	Illinois College	10/5/02
107-4-0	Tom Schnell	Monmouth College	9/22/84
107-7-0	Steve Heim	UW-Stevens Point	9/24/83
106-3-0	Don Noskowiak	Northern Michigan Univ.	9/18/76
105-2-0	Adam Lewis	Lawrence Univ.	10/12/02
105-5-0	Tom Schnell	Univ. of Dubuque	9/17/83
104-8-1	Joe Green	Carroll Univ.	9/22/12
104-6-0	John Weninger	Monmouth College	10/2/10
104-2-1	Nick Wilson	Knox College	9/18/10
104-8-1	Jeremy Gezella	Monmouth College	10/10/09
104-7-0	Tim Kelly	Monmouth College	9/21/96
104-3-0	Greg Rotherham	Northern Michigan Univ.	9/18/76
104-3-1	Greg Rotherham	Saginaw Valley State Univ.	10/30/76
104-6-0	Greg Benesh	Hillsdale College	10/7/72
103-8-1	A.J. Phillips	Monmouth College	10/6/07
103-4-1	Mike Lynn	Hamline Univ.	9/9/00
103-5-0	Steve Heim	Monmouth College	9/10/83
102-5-1	Jeremy Gezella	Knox College	10/3/09
102-6-1	Judd O'Connell	Beloit College	10/27/07
102-6-2	Jason Augustynowicz	Monmouth College	10/13/01
102-10-0	Todd Bierowski	Coe College	9/24/94
102-7-1	Rod Bohm	Cornell College	9/27/86
102-5-0	Jim Schleis	Hillsdale College	11/11/67
101-5-0	Nick Albert	Ripon College	10/20/07
101-3-1	T.J. George	Beloit College	9/10/05
101-6-0	Tim Kelly	Lake Forest College	10/31/98
101-5-0	Brian Higgins	Univ. of Dubuque	9/17/83
100-4-0	Alec Getschow	Carroll College	10/19/02

Total Offense (350 yards or more)

Yds.-Run-Pass	Name	Opponent	Date
443-126-317	Rob Berger	Wartburg College	9/5/09
440-79-361	Dan Luedtke	Monmouth College	9/21/96
414-(-)-421	Luke Ott	Lake Forest College	10/27/01
399-103-296	Tim Pierret	Grinnell College	10/23/99
393-60-333	Dan Luedtke	Monmouth College	9/20/97
367-0-367	Remy Stephenson	Monmouth College	10/25/75
364-37-327	Tim Pierret	Lawrence Univ.	9/25/99
359-10-349	Pat Sullivan	UW-Platteville	11/5/83
355-93-262	Rob Berger	Ripon College	10/24/09
352-3-349	Cody Craig	Monmouth College	10/6/07
350-13-337	Luke Ott	Hamline Univ.	9/9/00

All-Time Individual Superlatives

OFFENSIVE SUPERLATIVES

Rushing (300 yards or more)

Yards-Carries	Opponent	Date
461-57	UW-River Falls	9/28/68
449-71	Beloit College	10/29/94
445-65	Grinnell College	10/3/92
436-78	Lawrence Univ.	10/15/94
425-	St. Cloud State Univ.	11/9/68
396-48	Monmouth College	10/14/00
381-71	St. Cloud State Univ.	9/20/69
369-	Ferris State Univ.	10/2/65
368-	Ferris State Univ.	9/30/61
366-65	Lawrence Univ.	10/13/12
364-	UW-La Crosse	11/9/57
359-	Carroll College	9/21/57
357-65	Monmouth College	9/18/04
357-69	Lawrence Univ.	9/22/98
357-	Northland College	9/29/62
357-	Graceland College	10/8/60
356-46	Beloit College	11/6/99
354-55	Grinnell College	10/29/05
348-	St. Ambrose Univ.	10/12/57
346-49	Lawrence Univ.	9/25/10
344-48	Beloit College	10/31/09
342-70	Beloit College	10/28/89
340-76	UW-Milwaukee	11/5/66
337-81	Lawrence Univ.	10/13/90
337-	Univ. of St. Thomas	9/13/69
336-53	Knox College	9/18/10
335-45	Illinois College	9/27/97
327-	Michigan Tech Univ.	11/12/60
325-40	Ripon College	10/22/05
324-36	Grinnell College	10/30/04
320-	Loras College	10/4/58
318-	UW-La Crosse	9/14/64
315-	UW-Whitewater	10/26/57
314-59	Lawrence Univ.	10/9/94
314-60	Beloit College	10/25/97
307-	UW-Eau Claire	9/14/57
306-	Michigan Tech Univ.	11/2/57
305-51	Beloit College	9/13/03
303-56	Lake Forest College	10/10/87
305-	UW-Whitewater	10/27/56
302-46	Beloit College	10/27/12

Passing (350 yards or more)

Yards-C-A	Opponent	Date
500-31-41	Lake Forest College	10/27/01
428-18-31	Monmouth College	9/22/84
417-24-39	Lawrence Univ.	10/9/04
412-27-46	Univ. of Dubuque	9/17/83
400-18-30	Monmouth College	10/25/75
379-21-34	Lawrence Univ.	9/25/99
361-22-53	Monmouth College	9/21/96
360-17-30	UW-Platteville	11/5/83

Total Offense (500 yards or more)

Yards-Plays	Opponent	Date
732-91	Lake Forest College	10/27/01
731-98	Lawrence Univ.	10/9/04
683-75	Knox College	9/18/10
625-79	Beloit College	11/6/99
622-71	Lawrence Univ.	9/25/10
607-92	Monmouth College	9/18/04
604-70	Illinois College	9/27/97
593-84	Monmouth College	10/25/75
592-100	Beloit College	10/28/89
589-73	UW-River Falls	9/28/68
582-83	Monmouth College	10/14/00
580-76	Illinois College	10/2/04
580-94	Grinnell College	10/2/93
568-	St. Cloud State Univ.	11/9/68
564-83	Grinnell College	10/23/99
563-83	Grinnell College	10/29/05
553-94	Lawrence Univ.	10/15/94
551-83	Lawrence Univ.	10/13/12
546-79	Lawrence Univ.	9/25/99
542-	Michigan Tech Univ.	11/2/57
539-83	Lake Forest College	11/5/05
539-80	Beloit College	9/13/03
535-87	Beloit College	10/31/09
533-86	Lawrence Univ.	9/24/11
531-77	Beloit College	9/17/11
530-69	Beloit College	11/4/00
528-74	Grinnell College	11/1/03

continued: Total Offense (500 yards or more)

Yards-Plays	Opponent	Date
527-70	Wartburg College	9/5/09
524-	UW-Milwaukee	10/31/70
523-88	Lawrence Univ.	10/11/03
522-77	Grinnell College	10/20/01
520-79	Lake Forest College	10/8/88
517-73	Ripon College	10/20/07
517-87	Carroll College	10/18/03
517-	Northland College	9/29/62
513-72	Ripon College	10/22/05
512-76	Beloit College	11/3/01
511-77	Beloit College	10/29/94
510-80	Ripon College	10/23/04
509-62	Monmouth College	9/20/97
503-73	Grinnell College	10/30/04
503-71	Hamline Univ.	9/9/00
503-76	Grinnell College	10/3/92

First Downs (28 or more)

First Downs	Opponent	Date
35	Grinnell College	10/2/93
34	Lawrence Univ.	10/9/04
34	Beloit College	10/28/89
31	Carroll College	10/18/03
31	Lake Forest College	10/27/01
31	Lawrence Univ.	10/15/94
31	Knox College	9/18/10
30	Lawrence Univ.	10/11/03
30	UW-Milwaukee	10/31/70
29	Lawrence Univ.	9/20/08
29	Grinnell College	10/29/05
29	Monmouth College	9/18/04
29	Grinnell College	10/23/99
29	Lawrence Univ.	9/22/98
29	Michigan Tech Univ.	9/13/86
28	Lawrence Univ.	9/25/10
28	Beloit College	10/31/09
28	St. Cloud State Univ.	11/9/68

DEFENSIVE SUPERLATIVES

Rushing (25 yards or less)

Yards-Carries	Opponent	Date
(-77)-21	UW-Stevens Point	9/21/74
(-48)-28	Illinois College	9/29/90
(-37)-22	Western Illinois Univ.	10/1/66
(-28)-35	Lake Forest College	9/27/08
(-25)-29	Carroll College	9/19/98
(-25)-19	Knox College	10/1/88
(-19)-22	Lake Forest College	10/6/90
(-17)-12	Lawrence Univ.	10/13/90
(-17)-	UW-Platteville	11/3/56
(-16)-33	Beloit College	9/10/11
(-11)-29	Grinnell College	9/13/08
(-11)-37	Ripon College	10/25/03
(-7)-35	Illinois College	10/4/03
(-6)-22	UW-Milwaukee	11/5/66
(-2)-12	Grinnell College	10/22/11
0-28	Carroll College	9/18/99
0-34	Lake Forest College	10/5/85
0-26	DePauw Univ.	9/5/81
2-25	Carroll College	10/18/03
2-	Lakeland College	10/7/61
4-41	Ripon College	10/20/90
4-	UW-Whitewater	11/10/62
5-	UW-La Crosse	9/14/64
7-27	Lake Forest College	11/10/12
8-30	Ripon College	10/21/89
9-26	Western Illinois Univ.	10/7/67
11-18	Illinois College	11/8/08
12-16	St. Cloud State	10/31/64
13-	UW-Whitewater	10/24/64
14-30	Illinois College	10/5/02
18-26	Coe College	9/24/88
19-34	UW-Stevens Point	9/23/72
20-30	Ripon College	10/21/95
21-40	Knox College	10/7/00
22-21	Lake Forest College	10/8/88
23-24	Illinois College	10/2/04
23-	St. Cloud State Univ.	11/9/68
25-29	Lawrence Univ.	9/25/99

Passing (25 yards or less)

Yards-C-A	Opponent	Date
0-0-4	UW-Milwaukee	10/28/72
0-0-2	MSU-Mankato	10/31/59
3-2-5	Northwood Univ.	10/8/77
4-1-9	Hillsdale College	11/14/70
5-3-12	UW-Whitewater	11/4/61
6-2-5	UW-Platteville	11/6/76
7-1-3	Cornell College	9/26/92
9-2-10	Ripon College	10/20/07
9-1-16	Michigan Tech Univ.	11/12/60
11-1-13	UW-La Crosse	9/16/61
12-2-6	Monmouth College	9/20/97
12-2-8	UW-La Crosse	9/17/60
14-1-9	Monmouth College	11/12/88
16-2-18	Knox College	9/25/04
19-1-3	Northern Michigan Univ.	11/6/71
19-3-15	UW-Oshkosh	10/21/67
19-3-17	UW-Whitewater	10/24/64
21-2-17	UW-Eau Claire	9/13/58
23-2-13	Ferris State Univ.	10/2/65
24-2-8	Lake Forest College	10/31/98
24-3-10	Monmouth College	10/17/98

Total Offense (150 yards or less)

Yds.-Run-Pass	Opponent	Date
(-21)-(-48)-27	Illinois College	9/29/90
12-(-28)-40	Lake Forest College	9/27/08
32-13-19	UW-Whitewater	10/24/64
40-8-32	Carroll College	9/24/60
62-9-53	Western Illinois Univ.	10/7/67
69-69-0	UW-Milwaukee	10/28/72
89-19-70	UW-Stevens Point	9/23/72
91-2-89	Lakeland College	10/7/61
93-18-75	Coe College	9/24/88
93-45-48	Northeastern Illinois Univ.	9/7/74
96-44-52	Beloit College	10/28/95
101-68-33	Univ. of Chicago	11/4/84
103-14-89	Monmouth College	11/12/89
111-95-16	Knox College	9/25/04
114-110-4	Hillsdale College	11/14/70
116-(-17)-133	Lawrence Univ.	10/13/90
117-(-25)-142	Carroll College	9/19/98
119-59-60	Illinois College	11/7/09
120-48-72	Lawrence Univ.	10/13/12
120-49-71	Ferris State Univ.	9/30/67
127-53-74	Beloit College	10/31/09
128-(-37)-165	Western Illinois Univ.	10/1/66
133-32-101	Knox College	9/27/03
135-116-19	UW-Oshkosh	10/21/67
135-	UW-La Crosse	9/11/65
136-37-99	Univ. of St. Thomas	9/14/68
136-57-59	Ferris State Univ.	10/3/64
144-38-106	UW-Milwaukee	10/30/71
146-32-114	Illinois College	9/28/91
149-65-84	Lake Forest College	9/22/07
150-53-97	Beloit College	10/29/88

First Downs (six or less)

First Downs	Opponent	Date
3 (2-1-0)	Lawrence Univ.	10/13/12
3	Carroll College	9/24/60
4 (1-3-0)	Lake Forest College	9/27/08
4 (1-3-0)	Lawrence Univ.	10/13/90
4 (1-1-2)	Monmouth College	9/11/82
4	UW-Whitewater	10/24/64
5 (2-3-0)	Beloit College	10/31/09
5 (3-1-1)	Illinois College	9/29/90
5 (0-4-1)	Lake Forest College	10/5/85
5	Ferris State Univ.	9/30/67
6 (1-3-2)	Coe College	9/24/88
6	Northeastern Illinois Univ.	9/7/74
6 (5-0-1)	UW-Milwaukee	10/28/72
6	Hillsdale College	11/14/70
6	UW-La Crosse	9/11/65
6	UW-La Crosse	9/15/62
6	UW-Whitewater	11/4/61
6 (4-1-1)	Carroll College	9/21/57

Interceptions (5 or more)

Interceptions	Opponent	Date
7	Ferris State Univ.	10/5/63
6	Ripon College	10/19/85
5	Monmouth College	10/2/10
5	Monmouth College	9/20/03
5	Ripon College	10/21/95
5	Knox College	9/30/89
5	Univ. of Chicago	11/7/87
5	Monmouth College	9/11/82
5	Loras College	10/10/81
5	Butler Univ.	10/28/78
5	UW-Stevens Point	9/21/74
5	Augustana College	10/20/62
5	Loras College	10/6/57
5	Michigan Tech Univ.	9/29/56

All-Time Individual Superlatives

Year-By-Year Leaders

Rushing

Year	Player	Att-Yds
1954	Bob Hoerning	92-356
1955	Bill VanLanen	61-345
1956	Norm Jarock	125-1000
1957	Norm Jarock	148-1306
1958	Fran Junio	54-279
1959	Gary Simoens	38-147
1960	Larry Schoenberger	78-500
1961	Larry Schoenberger	112-727
1962	Larry Schoenberger	116-776
1963	Jule Mellen	157-725
1964	Jule Mellen	190-861
1965	Art Fisher	111-408
1966	Dick Hilger	135-509
1967	Larry Krause	110-502
1968	Larry Krause	155-890
1969	Larry Krause	251-1325
1970	Jim Maier	227-1312
1971	Bill Mommaerts	109-547
1972	Gary Hilbert	71-194
1973	Greg Fisher	132-319
1974	Mike Rydzon	92-308
1975	Mike Rydzon	101-364
1976	Mike Rydzon	135-482
1977	Jeff Wyman	98-271
1978	Joe Hoerning	125-574
1979	Tom Janssen	119-331
1980	Joe Hoerning	178-795
1981	Doug Hutchison	75-204
1982	Kelly Englebert	118-396
1983	Doug Hutchison	97-443
1984	Rick Hearden	89-331
1985	Brian Morgan	164-588
1986	Brian Morgan	110-398
1987	Tom Guetzloff	98-417
1988	Dave Fitzpatrick	168-604
1989	Tom Guetzloff	174-778
1990	Dave Fitzpatrick	183-656
1991	Jon Wadzinski	158-766
1992	Jon Wadzinski	197-830
1993	Jon Wadzinski	143-550
1994	Pat Rusch	231-1149
1995	Pat Rusch	222-1017
1996	Dan Luedtke	95-469
1997	Dan Luedtke	102-394
1998	Matt O'Grady	192-804
1999	Jason Augustynowicz	128-698
2000	Matt O'Grady	208-1463
2001	Jason Augustynowicz	217-1275
2002	Alec Getschow	140-608
2003	Aljay Wren	219-1305
2004	Casey Meehan	222-1286
2005	Casey Meehan	186-1108
2006	A.J. Phillips	142-609
2007	A.J. Phillips	175-721
2008	Dante Sims	126-635
2009	John Weninger	147-678
2010	John Weninger	227-945
2011	Craig Fagan	140-718
2012	Austin Williams	198-824

Passing

Year	Player	Com-Att	Yards
1954	Dick McMillin	31-99	587
1955	Dick McMillin	51-98	567
1956	Dick McMillin	45-93	783
1957	Norm Jarock	13-39	252
1958	Ron Newhouse	104-211	1310
1959	Ron Newhouse	51-123	663
1960	Larry Buch	52-128	852
1961	Louis Distelzweig	43-88	447
1962	Chuck Hoch	52-107	781
1963	Chuck Hoch	55-104	821
1964	Chuck Hoch	53-132	692
1965	Gary Camps	55-146	785
1966	Steve Wilmet	65-138	1035
1967	Steve Wilmet	66-130	806
1968	Steve Wilmet	70-148	1071
1969	Joe Kretz	67-140	861
1970	Doug Waitrovich	60-122	681
1971	Doug Waitrovich	76-187	999
1972	Doug Waitrovich	45-116	479
1973	Remy Stephenson	66-160	941
1974	Remy Stephenson	96-209	1131
1975	Remy Stephenson	78-148	1370
1976	Mark Tonn	60-156	1186
1977	Greg Cavanaugh	141-274	1633
1978	Greg Cavanaugh	148-290	1457
1979	Greg Cavanaugh	90-203	1035
1980	Greg Cavanaugh	110-212	1317
1981	Mike Van Alstine	35-89	431
1982	Pat Sullivan	72-145	793
1983	Pat Sullivan	128-256	1881
1984	Kurt Rotherham	97-182	1467
1985	Kurt Rotherham	138-273	1641
1986	Kurt Rotherham	178-308	1908
1987	Greg Vanderfin	83-175	1232
1988	Greg Vanderfin	90-187	1058
1989	Greg Vanderfin	136-262	1634
1990	Greg Vanderfin	114-228	1436
1991	Pat Brown	85-170	1002
1992	Steve Stratton	72-133	907
1993	Steve Stratton	101-179	1379
1994	Steve Stratton	80-137	900
1995	Bill Bierowski	40-106	352
1996	Dan Luedtke	85-197	1402
1997	Dan Luedtke	80-172	1134
1998	Tim Pierret	82-166	1297
1999	Tim Pierret	151-283	2316
2000	Luke Ott	150-277	2235
2001	Luke Ott	170-274	2413
2002	Ryan Hartman	178-291	2153
2003	Ryan Hartman	203-332	2391
2004	Ryan Hartman	173-310	2483
2005	Cody Craig	141-233	1993
2006	Cody Craig	162-286	2379
2007	Cody Craig	199-338	2755
2008	Bryan Stoppenbach	78-129	1119
2009	Rob Berger	170-274	2036
2010	Rob Berger	150-257	2195
2011	Mike Fabrizio	135-248	1765
2012	James Tringali	152-278	1847

Receiving

Year	Player	No-Yds
1950	Pat Smithwick	30-449
1951-57	unavailable	
1958	Dennis Penza	38-563
1959	Jim Coenen	22-405
1960	Dave Stolp	9-166
1961	unavailable	
1962	Pat Pavelski	15-261
1963	Jim Zabransky	19-327
1964	Jim Zabransky	14-199
1965	Art Fisher	16-240
1966	Jim Schleis	22-388
1967	Jim Schleis	26-424
1968	Jim Schleis	35-607
1969	Jim Beaver	31-418
1970	Jim Beaver	26-335
1971	Carl Haese	30-311
1972	Greg Benesh	18-257
1973	Tim Gillespie	31-486
1974	Tim Gillespie	40-455
1975	Greg Benesh	38-972
1976	Greg Rotherham	32-795
1977	Greg Rotherham	61-1028
1978	Don Noskowiak	34-524
1979-80	unavailable	
1981	Greg Eiting	27-408
1982	Greg Eiting	32-346
1983	Steve Heim	52-1127
1984	Steve Heim	49-979
1985	Brian Higgins	38-546
1986	Rod Bohm	39-513
1987	Mike Whitehouse	56-910
1988	Mike Whitehouse	65-920
1989	Mike Whitehouse	73-1132
1990	Pat Lamirande	40-533
1991	Pat Lamirande	31-407
1992	Pat Lamirande	34-491
1993	Todd Bierowski	51-760
1994	Todd Bierowski	46-553
1995	Vince Propson	20-217
1996	Chris Walton	29-545
1997	Brian Kuhar	29-441
1998	Tim Kelly	27-570
1999	Mike Krueger	30-533
2000	Mike Lynn	30-589
2001	Dave Archibald	39-630
2002	Dave Archibald	28-393
2003	Seth Schussler	43-622
2004	T.J. George	52-856
2005	T.J. George	45-736
2006	Judd O'Connell	49-942
2007	Judd O'Connell	65-1216
2008	Jeremy Gezella	34-695
2009	Jeremy Gezella	63-998
2010	Joe Green	45-801
2011	Joe Green	63-911
2012	Joe Green	52-692

All-Midwest Conference

Midwest Conference Offensive Player of the Year

1999 – Tim Pierret
2000 – Matt O'Grady
2001 – Jason Augustynowicz
2004 – Ryan Hartman
2007 – Cody Craig
2010 – Rob Berger

Midwest Conference Defensive Player of the Year

2000 – Jerimiah Janssen
2001 – Jerimiah Janssen
2006 – Brendan O'Malley
2007 – Jay Arndt

Midwest Conference Coach of the Year

1999 – Jim Purtill
2003 – Jim Purtill
2006 – Jim Purtill
2007 – Jim Purtill

All-Time Football All-Midwest Conference

First Team

1984

Joe Blatz, offensive line
Bill Costello, defensive end
Steve Heim, wide receiver
Terry McBride, linebacker
Tony Teske, center
Karl Zacharias, punter

1985

Jack Arends, defensive line
Joe Blatz, offensive line
Mark Binder, running back
Andy Drwila, defensive line
Brian Higgins, tight end
Jim Kerr, defensive back
Kurt Rotherham, quarterback
John Simonaitis, defensive end
Tony Teske, center
Karl Zacharias, kicker

1986

Jack Arends, linebacker
Tom Larsen, defensive back
Tony Teske, center
Karl Zacharias, punter

1987

Mark Binder, running back
Joe Haselwander, defensive back
Matt Lang, defensive end
Pat O'Neill, center
Tom Schroeder, offensive line
Trevor Vannieuwenhoven, defensive line
Mike Whitehouse, wide receiver
John Winckler, linebacker
Karl Zacharias, kicker
Karl Zacharias, punter

1988

Dave Fitzpatrick, running back
Tom Guetzloff, running back
Jim Guy, defensive end
Richard Knuth, defensive line
John Menard, offensive line
Pat O'Neill, center
Stu Schneider, offensive line
Greg Vanderfin, quarterback
Matt VanderWoude, linebacker
John Whitehouse, linebacker
Mike Whitehouse, wide receiver

1989

Craig Barrett, defensive end
Andy Bloechl, defensive line
Mike Bonk, defensive back
Bill Gilles, defensive line
Tom Guetzloff, running back
Steve Keller, offensive line
Chris Puerling, defensive back
Greg Vanderfin, quarterback
Matt VanderWoude, linebacker
Mike Whitehouse, wide receiver
Kurt Zacharias, offensive line

1990

Craig Barrett, defensive end
Andy Bloechl, defensive line
Mike Bonk, defensive back
Robb Koseor, linebacker
Dave Lindsley, tight end
Bob Smits, offensive line

1991

Mike Klevenow, defensive line
Robb Koseor, linebacker
Dave Lindsley, tight end
Jerry Noskowiak, defensive back
Bob Smits, offensive line
Mike Ratajczak, defensive end
Jon Wadzinski, running back

1992

John Bastuga, kicker
Kevin Dugan, defensive end
Chris Giese, offensive line
Jon Wadzinski, running back

1993

Dave Adams, defensive back
Todd Bierowski, wide receiver
Brian Bunkelman, offensive line
Kevin Dugan, defensive end

1994

Paul Abts, defensive end
Dan Alsteen, linebacker
Todd Bierowski, wide receiver
Matt Bumgardner, offensive line
Mike Doyle, defensive back
Matt Mueller, offensive line
Steve Neville, defensive line
Pat Rusch, running back
Tollef Wienke, linebacker

1995

Dan Alsteen, linebacker
Matt Bumgardner, offensive line
Ryan Glor, defensive back
Steve Neville, defensive line
Pat Rusch, running back

1996

Dan Alsteen, linebacker
Matt Bumgardner, offensive line
Jason Joanis, defensive back
Ken Marzec, kicker

1997

Brian Kuhar, wide receiver
Jason Liegl, defensive back
Matt Mueller, offensive line
Steve Sturm, defensive back
Tony Wied, defensive specialist

1998

Jason Piurkowski, linebacker
Steve Sturm, defensive back
Dave Vandenboom, defensive end

1999

Andy Berto, defensive line
Brendan Byrne, offensive line
Jerimiah Janssen, linebacker
Tim Pierret, quarterback
Jason Piurkowski, linebacker
Steve Sturm, defensive back

2000

Chad Blahnik, punter
Chris Diedrich, defensive line
Jeremy Jackson, offensive line
Jerimiah Janssen, linebacker
Matt O'Grady, running back
Kevin O'Malley, offensive line
Eddie Obermueller, defensive back
Luke Ott, quarterback
Jason Thorn, defensive line

2001

Jason Augustynowicz, running back
Jeremy Jackson, offensive line
Jerimiah Janssen, linebacker
Kevin O'Malley, offensive line
Luke Ott, quarterback

2002

Jeremy Jackson, offensive line
Joe Masciopinto, defensive back
Joe Masciopinto, return specialist
Brett Meach, offensive line
Kevin O'Malley, offensive line

2003

Luke Allison, linebacker
Chris Koonce, defensive line
Paul Lukowski, defensive back
Joe Masciopinto, defensive back
Joe Masciopinto, return specialist
Nik Osol, offensive line
Sean Rierdon, offensive line
Seth Schussler, tight end
Aljay Wren, running back

2004

Ben Creamer, linebacker
T.J. George, wide receiver
Ryan Hartman, quarterback
Bob Latterman, defensive line
Casey Meehan, running back
Casey Rentmeester, defensive back
Sean Rierdon, offensive line
Jim Ziebka, offensive line

2005

Ben Baker, defensive line
Mark Callahan, offensive line
Bob Forstrom, punter
T.J. George, wide receiver
Casey Meehan, running back
Brendan O'Malley, linebacker

2006

Jay Arndt, defensive line
Nick Breisch, defensive back
Bob Forstrom, kicker
Bob Forstrom, punter
Sam Koerner, offensive line
Steve Kraft, defensive back
Shawn Nett, offensive line
Judd O'Connell, wide receiver
Josh O'Connor, running back
Brendan O'Malley, linebacker

2007

Jay Arndt, defensive line
Cody Craig, quarterback
Tony Krogman, offensive line
Shawn Nett, offensive line
Alex Noskowiak, linebacker
Judd O'Connell, wide receiver
A.J. Phillips, running back
A.J. Phillips, return specialist

2008

Rob Berger, punter
Tim Mueller, offensive line
A.J. Phillips, running back

2009

Justin Baker, linebacker
Chris Manlick, defensive back
Tim Mueller, offensive line
Jake Reisner, offensive line

2010

Drew Anderson, offensive line
Rob Berger, quarterback
Tyler Kuehl, offensive line
Kyle Ripley, defensive line
Dan Sjoquist, defensive back
John Weninger, running back

2011

Austin Arts, defensive back
Dan Hansmann, defensive line
Logan Krueger, defensive specialist
Tyler Kuehl, offensive line
Ben Nantell, linebacker
John Troyer, defensive line

2012

Austin Arts, defensive back
Joe Green, wide receiver
Joe Green, return specialist
Adam Nitsche, linebacker
Justin Pflum, defensive line

Second Team

1992

Pat Lamirande, wide receiver
Jerry Noskowiak, defensive back
Steve Renikow, defensive back

1993

Tom Benkowski, return specialist
Joe Novotny, wide receiver
Steve Stratton, quarterback
Jon Wadzinski, running back

1994

Kyle Ladish, return specialist
Steve Stratton, quarterback
Mike Wertel, defensive back

1995

Tony Lagowski, defensive end
Matt Mueller, offensive line
Vince Propson, tight end

1996

Tony Lagowski, defensive line
Dan Luedtke, quarterback
Ben Merigold, linebacker
Matt Mueller, offensive line
Tony Wied, defensive specialist

1997

Andy Berto, defensive line
Ryan Glor, defensive back
Dan Luedtke, quarterback
Ben Merigold, linebacker
Pat Sheehan, defensive line
Dave Vandenboom, defensive end

1998

Steve Sturm, punter

1999

Jason Augustynowicz, running back
Josh Gehl, linebacker
Mike Krueger, wide receiver
Jason Leigl, defensive back
Jason Thorn, defensive line

2000

Chad Blahnik, defensive line
Dwensel Petty, linebacker
Mark Schmitz, tight end

2001

Chris Koonce, defensive line
James Gallagher, defensive specialist
Mark Schmitz, tight end

2002

Ben Creamer, linebacker
Chris Griffin, kicker
Luke Hansen, defensive back

2003

Ben Creamer, linebacker
Ryan Hartman, quarterback
Brett Meach, offensive line
Matt Stoehr, defensive back
Kyle Thompson, wide receiver

2004

Bob Forstrom, kicker
Bill Harrison, linebacker
Ryan Napralla, defensive line
Matt Stoehr, defensive back

2005

Dan Dohr, linebacker
Dustin Willette, offensive line
Jim Witt, offensive line

2006

Zach Behnke, defensive specialist
Dan Dohr, linebacker
Chris Hironimus, offensive line
John Laughrin, tight end
Donald Norwick, defensive line
A.J. Phillips, return specialist
A.J. Phillips, running back
Seth Schussler, defensive line

2007

Dan Dohr, linebacker
Steve Kraft, defensive back
Tim Mueller, offensive line
John Rappel, defensive back

2008

Joe Breisch, defensive back
Jeremy Gezella, wide receiver
Ben Hackbart, defensive back
Jon Herger, defensive line
Brian Peterson, tight end

2009

Rob Berger, quarterback
Ryan Kaminski, offensive line
Jeremy Gezella, wide receiver
John Weninger, running back

2010

Justin Baker, linebacker
Logan Krueger, defensive specialist
Ben Nantell, defensive back
John Troyer, defensive line

2011

Joe Green, wide receiver
Joe Green, return specialist
Adam Nitsche, linebacker
Josh Vanden Heuvel, defensive back

2012

Petr Bohacek, defensive line
Andrew Cullen, offensive line
Josh Vanden Heuvel, defensive back

Honorable Mention

1984

Kevin Beams, offensive line
Jim Kerr, defensive back
Kurt Rotherham, quarterback
Jim Simonaitis, linebacker

1985

Kevin Beams, offensive line
Bob Bridgman, defensive back
Brian Morgan, running back

1986

Trevor Vannieuwenhoven, defensive line
Karl Zacharias, kicker

1987

Don Birmingham, running back
Stu Schneider, offensive line
John Whitehouse, linebacker

1988

Greg Haselwander, defensive back
Mike Whitehouse, kicker

1989

Dave Lindsley, punter
Stu Schneider, offensive line

1990

Dave Fitzpatrick, running back
Rick Kinnard, offensive line
Greg Vanderfin, quarterback

1991

John Bastuga, kicker
Pat Brown, quarterback

1998

Sean Harrington, defensive line
Josh Gehl, linebacker
Tim Kelly, wide receiver
Scott Kwaterski, defensive specialist
Jason Leigl, defensive back
Ken Marzec, kicker
Ben Merigold, linebacker
Matt O'Grady, running back
Tim Pierret, quarterback

1999

Matt Hanson, running back
Matt O'Grady, running back

2000

Matt Hanson, running back
Scott Kwaterski, defensive specialist
Mike Lynn, wide receiver

2001

Dave Archibald, wide receiver
James Gallagher, linebacker
Chris Griffin, kicker
Jason Housh, defensive line
Nick Llanas, wide receiver

2002

Dave Archibald, wide receiver
Alec Getschow, running back
Ryan Hartman, quarterback
Chris Koonce, defensive line
Nick Llanas, wide receiver
Ryan Reader, defensive line
Ryan Reigle, offensive line

2003

Casey Meehan, running back
Casey Rentmeester, defensive back
Dave Sexton, defensive line
Nick Zvara, tight end

2004

Tony Mendina, defensive line
Josh O'Connor, running back
Anthony Triner, defensive back

2005

Nick Breisch, defensive back
Kyle Friederichs, defensive back
Darrin Higgs, defensive line
Josh O'Connor, running back
A.J. Phillips, return specialist

2006

Cody Craig, quarterback
Teddy Fleming, defensive back
Kyle Friederichs, defensive back
Alec Getschow, running back

2007

Nick Albert, wide receiver
Jon Herger, defensive line
Joe Kandravi, running back
Scott Wuensch, linebacker

2008

Ryan Kaminski, offensive line
Chris Manlick, defensive back
Ben Petry, wide receiver
A.J. Phillips, return specialist

2009

Ben Hackbart, linebacker
Kyle Ripley, defensive line
John Troyer, defensive line

2010

Joe Green, wide receiver
Logan Krueger, return specialist

2012

Tobias Cole, linebacker

All-Time Coaching Records



Jack Malevich
(1931-33, 4-9-3, .344)

Year	W-L-T	PF	PA	Home	Away
1931	2-2-1	52	41	1-0-1	1-2
1932	2-2-1	25	69	2-1	0-1-1
1933	0-5-1	13	80	0-2	0-3-1



Mickey McCormick
(1934-42, 32-26-8, .545)

Year	W-L-T	PF	PA	Home	Away
1934	1-4-2	31	86	1-0-2	0-4
1935	3-1-4	51	39	1-0-2	2-1-2
1936	7-1	176	44	3-0	4-1
1937	5-2	111	54	0-2	5-0
1938	4-3	73	51	2-2	2-1
1939	2-4-1	60	97	2-1-1	0-3
1940	3-3-1	101	64	2-1	1-2-1
1941	6-2	83	32	3-1	3-1
1942	1-6	19	118	0-2	1-4

Football was discontinued during World War II



Tom Hearden
(1946-52, 40-14, .741)

Year	W-L-T	PF	PA	Home	Away
1946	8-0	223	26	3-0	5-0
1947	7-1	134	53	5-0	2-1
1948	4-5	196	115	2-1	2-4
1949	4-4	176	145	2-2	2-2
1950	7-0	188	53	5-0	2-0
1951	4-4	183	111	2-1	2-3
1952	6-0	95	20	4-0	2-0



Mel Nicks
(1953-59, 28-26-3, .518)

Year	W-L-T	PF	PA	Home	Away
1953	4-4	125	120	2-2	2-2
1954	3-4-1	123	123	1-2-1	2-2
1955	2-5-1	128	165	1-1-1	1-4
1956	8-1	260	132	4-0	4-1
1957	8-0	250	84	3-1	4-1
1958	3-6	170	206	2-2	1-4
1959	0-6-1	101	184	0-4	0-2-1



Howard "Chick" Kolstad
(1960-78, 96-76-5, .556)

Year	W-L-T	PF	PA	Home	Away
1960	4-4-1	158	172	3-0-1	1-4
1961	7-2	171	84	3-1	4-1
1962	7-2	264	121	4-0	3-2
1963	6-3	206	177	4-1	2-2
1964	5-2-2	191	105	3-0-1	4-1
1965	6-3	195	130	4-1	2-2
1966	7-1-1	206	90	3-0-1	4-1
1967	5-4	171	91	4-1	1-3
1968	6-2-1	220	110	4-0-1	2-2

Kolstad, continued on top

Kolstad, continued

1969	5-4	250	186	2-2	3-2
1970	6-3	232	150	3-1	3-2
1971	5-5	131	200	4-1	1-4
1972	4-5	77	160	1-4	3-1
1973	4-5	133	141	4-0	0-5
1974	8-2	145	129	4-1	4-1
1975	6-4	244	241	3-1	3-3
1976	2-8	99	339	2-2	0-6
1977	0-10	92	313	0-5	0-5
1978	3-7	188	211	2-1	1-4

Larry Van Alstine
(1979-82, 10-28, .263)

Year	W-L-T	PF	PA	Home	Away
1979	1-9	129	226	1-4	0-5
1980	3-6	160	201	3-2	0-4
1981	2-7	83	163	2-1	1-5
1982	4-6	131	205	2-3	2-3



Don LaViolette
(1983-93, 59-43-1, .578)

Year	W-L-T	PF	PA	Home	Away
1983	3-7	151	273	2-5	1-2
1984	6-2	188	124	2-2	4-0
1985	6-2-1	207	113	3-1	3-1-1
1986	3-6	185	196	2-2	1-4
1987	7-3	273	169	3-1	3-1-1
1988	8-2	275	138	5-0	3-2
1989	8-3	289	184	4-1	4-2
1990	4-5	172	166	2-2	2-3
1991	4-5	114	117	3-2	1-3
1992	4-5	177	175	3-1	1-4
1993	6-3	261	234	3-2	3-1



Greg Quick
(1994-98, 21-25, .457)

Year	W-L-T	PF	PA	Home	Away
1994	6-3	232	208	3-1	3-2
1995	1-8	162	277	1-4	0-4
1996	5-4	194	204	2-2	3-2
1997	4-5	239	239	3-2	1-3
1998	5-5	255	222	2-3	3-2



Jim Purtill
(1999-Present, 122-27, .819)

Year	W-L-T	PF	PA	Home	Away
1999	9-2	392	244	4-1	5-1
2000	10-1	392	144	5-0	5-1
2001	8-2	382	213	5-0	3-2
2002	9-1	424	199	4-1	5-0
2003	11-1	429	193	6-0	5-1
2004	9-2	455	228	5-0	4-2
2005	8-2	381	196	3-2	5-0
2006	10-1	422	168	5-0	5-1
2007	10-1	420	207	5-1	5-0
2008	7-3	377	208	4-1	3-2
2009	9-1	378	176	5-0	4-1
2010	7-4	397	218	3-2	4-2
2011	7-3	283	161	4-1	3-2
2012	8-3	304	243	4-0	4-2



All-Time Results

1931 (2-2-1)

Date	Opponent (Site)	Result
S 26	UW-Oshkosh (Oshkosh)	W 6-2
O 3	UW-Stevens Point (Stevens Point)	L 26-2
O 10	St. Mary's, Minn. (Winona, Minn.)	L 13-6
O 24	Marquette Freshmen (De Pere)	T 0-0
N 7	UW-Platteville (De Pere)	W 38-0

1932 (2-2-1)

Date	Opponent (Site)	Result
S 24	UW-Oshkosh (De Pere)	W 13-7
O 1	Lawrence (Appleton)	T 0-0
O 7	St. Mary's, Minn. (Green Bay)	L 25-0
O 29	UW-Whitewater (Whitewater)	L 12-0
N 5	UW-Stevens Point (Green Bay)	W 13-12

1933 (0-5-1)

Date	Opponent (Site)	Result
S 23	UW-Oshkosh (Oshkosh)	T 0-0
O 7	UW-Stevens Point (Stevens Point)	L 22-0
O 14	UW-Oshkosh (De Pere)	L 6-0
O 21	Lawrence (Appleton)	L 14-0
O 28	UW-Milwaukee (Milwaukee)	L 18-7
N 10	UW-Whitewater (De Pere)	L 20-6

1934 (1-4-2)

Date	Opponent (Site)	Result
S 22	UW-Oshkosh (De Pere)	T 0-0
S 29	Lawrence (Appleton)	L 14-0
O 6	Michigan Tech (De Pere)	L 13-0
O 20	UW-Oshkosh (Oshkosh)	L 13-6
O 27	UW-Whitewater (Whitewater)	L 25-6
N 4	Jordan (Marinette)	L 21-7
N 10	UW-Milwaukee (Milwaukee)	W 14-13

1935 (3-1-4)

Date	Opponent (Site)	Result
S 21	UW-Oshkosh (De Pere)	T 12-12
S 28	UW-Stevens Point (Stevens Point)	L 13-0
O 5	Michigan Tech (De Pere)	W 13-0
O 12	Lawrence (Appleton)	T 0-0
O 19	Carroll (Waukesha)	W 7-0
O 26	UW-Milwaukee (Milwaukee)	W 12-7
N 3	Jordan (De Pere)	T 0-0
N 10	St. Viator (Arlington Heights, Ill.)	T 7-7

1936 (7-1)

Date	Opponent (Site)	Result
S 19	St. Mary's, Minn. (De Pere)	W 32-0
S 26	Carroll (Waukesha)	L 19-6
O 3	Michigan Tech (Houghton, Mich.)	W 46-0
O 18	Jordan (Marinette)	W 25-0
O 24	UW-Stevens Point (Stevens Point)	W 9-0
O 31	UW-Milwaukee (De Pere)	W 20-6
N 7	St. Viator (De Pere)	W 9-7
N 14	UW-Oshkosh (Oshkosh)	W 19-12

1937 (5-2)

Date	Opponent (Site)	Result
S 18	St. Mary's, Minn. (Winona, Minn.)	W 20-7
S 25	UW-Stevens Point (Stevens Point)	W 7-0
O 2	UW-Milwaukee (Milwaukee)	W 18-7
O 9	Carroll (Waukesha)	L 14-7
O 16	Gustavus Adolphus (De Pere)	L 19-14
N 6	St. Viator (Arlington Heights, Ill.)	W 12-7
N 13	Michigan Tech (De Pere)	W 33-0

1938 (4-3)

Date	Opponent (Site)	Result
S 24	St. John's, Minn. (De Pere)	W 28-6
O 1	Michigan Tech (Houghton, Mich.)	W 13-0
O 7	South Dakota State (De Pere)	W 9-0
O 16	St. Benedict, Kan. (De Pere)	L 25-6
O 28	UW-Milwaukee (Milwaukee)	W 13-0
N 5	Carroll (Waukesha)	L 6-0
N 12	Gustavus Adolphus (De Pere)	L 14-6

1939 (2-4-1)

Date	Opponent (Site)	Result
S 23	Wheaton, Ill. (De Pere)	T 0-0
S 30	St. John's, Minn. (Collegeville, Minn.)	L 26-6
O 15	St. Benedict, Kan. (Atchison, Kan.)	L 28-6
O 21	Michigan Tech (De Pere)	W 20-0
O 28	Gustavus Adolphus (De Pere)	L 13-2
N 7	Carroll (De Pere)	W 13-12
N 15	St. Joseph, Ind. (Rensselaer, Ind.)	L 18-13

1940 (3-3-1)

Date	Opponent (Site)	Result
S 21	Wheaton, Ill. (De Pere)	W 31-14
S 27	South Dakota State (Brookings, S.D.)	L 6-0
O 5	Gustavus Adolphus (De Pere)	W 26-7
O 19	Carroll (Waukesha)	W 26-10
O 26	UW-Milwaukee (Milwaukee)	L 14-12
N 3	St. Ambrose (Davenport, Iowa)	L 7-0
N 10	St. Joseph, Ind. (De Pere)	T 6-6

1941 (6-2)

Date	Opponent (Site)	Result
S 26	Gustavus Adolphus (St. Peter, Minn.)	W 14-6
O 3	Camp Grant (Camp Grant, Ill.)	L 7-0
O 11	UW-Milwaukee (De Pere)	W 28-6
O 18	Michigan Tech (De Pere)	W 25-0
O 25	Carroll (De Pere)	W 7-0
N 2	St. Ambrose (Davenport, Iowa)	W 7-0
N 9	St. Joseph, Ind. (De Pere)	L 10-0
N 16	Loras (Dubuque, Iowa)	W 18-3

1942 (1-6)

Date	Opponent (Site)	Result
O 3	Gustavus Adolphus (De Pere)	L 2-0
O 11	St. Ambrose (Davenport, Iowa)	L 26-0
O 17	Michigan Tech (Houghton, Mich.)	W 7-0
O 24	Carroll (Waukesha)	L 13-6
O 31	Loras (De Pere)	L 18-0
N 8	St. Joseph, Ind. (De Pere)	L 19-0
N 14	Camp Grant (Camp Grant, Ill.)	L 40-6

1946 (8-0)

Date	Opponent (Site)	Result
S 21	UW-Stevens Point (Stevens Point)	W 54-0
S 28	UW-Whitewater (De Pere)	W 19-12
O 12	UW-Oshkosh (Oshkosh)	W 39-0
O 19	Loras (De Pere)	W 27-7
O 26	UW-La Crosse (De Pere)	W 20-0
N 2	UW-Milwaukee (De Pere)	W 22-0
N 10	St. Ambrose (Davenport, Iowa)	W 19-7
N 17	St. Joseph, Ind. (Rensselaer, Ind.)	W 23-0

1947 (7-1, 2-1 Midlands)

Date	Opponent (Site)	Result
S 21	St. Thomas, Minn. (St. Paul, Minn.)	W 7-6
S 27	Michigan Tech (De Pere)	W 41-7
O 5	St. Joseph, Ind. (De Pere)	W 26-7
O 19	Loras (Dubuque, Iowa)	L 6-0
O 25	UW-Milwaukee (De Pere)	W 19-7
N 2	St. Ambrose (De Pere)	W 13-7
N 5	UW-Oshkosh (Oshkosh)	W 20-7
N 15	UW-La Crosse (De Pere)	W 8-6

1948 (4-5, 1-2 Midlands)

Date	Opponent (Site)	Result
S 18	St. Thomas, Minn. (De Pere)	L 27-26
S 25	Gustavus Adolphus (St. Peter, Minn.)	L 13-0
O 2	Northland (De Pere)	W 66-0
O 9	St. Ambrose (Davenport, Iowa)	L 21-7
O 16	Fort Belvoir (De Pere)	W 44-7
O 23	Loras (De Pere)	W 13-6
O 30	Illinois State (Normal, Ill.)	L 16-14
N 6	UW-Milwaukee (Milwaukee)	W 13-12
N 13	St. Joseph, Ind. (Rensselaer, Ind.)	L 13-7

1949 (4-4, 2-1 Midlands)

Date	Opponent (Site)	Result
S 16	Northland (Ashland)	W 54-0
S 24	Gustavus Adolphus (De Pere)	L 20-0
S 30	Canisius (Buffalo, N.Y.)	L 26-6
O 8	St. Ambrose (De Pere)	L 32-21
O 15	Evansville (Evansville, Ind.)	L 47-7
O 29	St. Joseph, Ind. (De Pere)	W 39-0
N 6	Loras (Dubuque, Iowa)	W 21-20
N 12	UW-Milwaukee (De Pere)	W 28-0

1950 (7-0, 4-0 Midlands)

Date	Opponent (Site)	Result
S 16	UW-Milwaukee (Milwaukee)	W 26-6
S 23	Quincy (De Pere)	W 20-0
O 1	St. Joseph, Ind. (Rensselaer, Ind.)	W 26-0
O 7	Great Lakes Naval (Green Bay)	W 34-20
O 15	St. Ambrose (Davenport, Iowa)	W 17-14
O 21	Lewis (De Pere)	W 42-7
N 4	Loras (De Pere)	W 23-7

1951 (4-4, 2-2 Midlands)

Date	Opponent (Site)	Result
S 8	St. Ambrose (De Pere)	L 14-7
S 15	St. John's, Minn. (De Pere)	W 35-18
S 22	Quincy (Quincy, Ill.)	L 26-13
S 29	St. Joseph, Ind. (De Pere)	W 19-7
O 6	Great Lakes Naval (Great Lakes, Ill.)	L 26-14
O 20	Lewis (Romeoville, Ill.)	L 14-12
N 4	Loras (Dubuque, Iowa)	W 48-6
N 10	UW-Milwaukee (Milwaukee)	W 35-0

1952 (6-0, 4-0 Midlands)

Date	Opponent (Site)	Result
S 21	UW-La Crosse (La Crosse)	W 14-0
O 4	Great Lakes Naval (De Pere)	W 20-14
O 12	St. Ambrose (Davenport, Iowa)	W 7-0
O 18	Lewis (De Pere)	W 7-6
N 1	Loras (De Pere)	W 21-0
N 9	St. Joseph, Ind. (Rensselaer, Ind.)	W 36-0

1953 (4-4, 1-3 Midlands)

Date	Opponent (Site)	Result
S 21	UW-La Crosse (De Pere)	L 12-7
S 28	Great Lakes Naval (Great Lakes, Ill.)	L 48-12
O 10	UW-Superior (De Pere)	W 25-6
O 17	St. Ambrose (De Pere)	W 26-14
O 25	Lewis (Romeoville, Ill.)	L 14-7
O 31	Loras (Dubuque, Iowa)	W 20-14
N 7	Quincy (Quincy, Ill.)	W 21-0
N 14	St. Joseph, Ind. (De Pere)	L 12-7

1954 (3-4-1)

Date	Opponent (Site)	Result
S 19	UW-La Crosse (La Crosse)	L 41-13
S 25	Loras (De Pere)	L 14-7
O 2	Michigan Tech (Houghton, Mich.)	W 20-14
O 9	Carroll (De Pere)	W 10-0
O 16	St. Ambrose (Davenport, Iowa)	L 28-14
O 23	Lewis (De Pere)	L 13-7
O 30	UW-Whitewater (Whitewater)	W 40-0
N 6	UW-Stevens Point (De Pere)	T 13-13

1955 (2-5-1)

Date	Opponent (Site)	Result
S 24	UW-La Crosse (De Pere)	T 7-7
O 1	Loras (Dubuque, Iowa)	W 13-6
O 8	Michigan Tech (De Pere)	L 19-13
O 15	St. Ambrose (De Pere)	L 34-0
O 22	Lewis (Romeoville, Ill.)	L 20-14
O 29	UW-Whitewater (De Pere)	W 33-7
N 5	UW-Stevens Point (Stevens Point)	L 45-28
N 12	Carroll (Waukesha)	L 27-20

1956 (8-1)

Date	Opponent (Site)	Result
S 15	UW-Eau Claire (Eau Claire)	W 26-7
S 22	Carroll (Waukesha)	W 26-20
S 29	Michigan Tech (Houghton, Mich.)	W 39-13
O 6	Loras (De Pere)	W 32-9
O 14	St. Ambrose (Davenport, Iowa)	L 28-12
O 20	Lewis (De Pere)	W 20-13
O 27	UW-Whitewater (De Pere)	W 32-14
N 3	UW-Platteville (De Pere)	W 38-14
N 10	UW-La Crosse (La Crosse)	W 35-14

All-Time Results

1957 (8-0)

Date	Opponent (Site)	Result
S 14	UW-Eau Claire (De Pere)	W 33-6
S 21	Carroll (De Pere)	W 38-13
S 28	Minn. State-Mankato (Mankato, Minn.)	W 14-6
O 6	Loras (Dubuque, Iowa)	W 29-7
O 12	St. Ambrose (De Pere)	W 33-20
O 26	UW-Whitewater (Whitewater)	W 19-7
N 2	Michigan Tech (De Pere)	W 43-19
N 9	UW-La Crosse (De Pere)	W 41-6

1958 (3-6)

Date	Opponent (Site)	Result
S 13	UW-Eau Claire (De Pere)	W 36-14
S 20	UW-La Crosse (La Crosse)	L 22-6
S 27	Michigan Tech (Houghton, Mich.)	L 20-18
O 4	Loras (De Pere)	W 20-18
O 12	St. Ambrose (Davenport, Iowa)	L 32-20
O 18	Augustana, S.D. (Sioux Falls, S.D.)	L 21-20
O 25	Northern Michigan (Marquette, Mich.)	L 19-0
N 1	Minn. State-Mankato (De Pere)	W 48-26
N 8	UW-Whitewater (De Pere)	L 34-8

1959 (0-6-1)

Date	Opponent (Site)	Result
S 13	St. Thomas, Minn. (De Pere)	L 27-14
S 19	UW-La Crosse (De Pere)	L 56-26
O 4	Loras (Dubuque, Iowa)	L 13-7
O 10	St. Ambrose (De Pere)	L 21-14
O 17	Augustana, S.D. (De Pere)	L 47-34
O 31	Minn. State-Mankato (Mankato, Minn.)	L 20-6
N 7	UW-Whitewater (Fort Atkinson)	T 0-0
N 14	Northern Michigan (De Pere)	cancelled

1960 (4-4-1)

Date	Opponent (Site)	Result
S 10	St. Thomas, Minn. (St. Paul, Minn.)	L 22-15
S 17	UW-La Crosse (La Crosse)	L 34-13
S 24	Carroll (De Pere)	W 9-0
O 8	Graceland (Lamoni, Iowa)	W 40-8
O 14	Northern Michigan (Marquette, Mich.)	L 46-6
O 22	Ferris State (Big Rapids, Mich.)	L 29-0
O 29	Minn. State-Mankato (Green Bay)	W 29-14
N 5	UW-Whitewater (De Pere)	T 20-20
N 12	Michigan Tech (De Pere)	W 26-7

1961 (7-2)

Date	Opponent (Site)	Result
S 10	St. Thomas, Minn. (De Pere)	W 27-12
S 16	UW-La Crosse (De Pere)	W 14-3
S 23	Michigan Tech (Houghton, Mich.)	W 7-6
S 30	Ferris State (Big Rapids, Mich.)	W 35-7
O 7	Lakeland (Sheboygan)	W 25-0
O 14	Northern Michigan (De Pere)	L 36-7
O 21	Northland (Ashland)	W 41-14
O 28	Luther (Decorah, Iowa)	W 14-0
N 4	UW-Whitewater (Whitewater)	L 12-7

1962 (7-2)

Date	Opponent (Site)	Result
S 9	St. Thomas, Minn. (St. Paul, Minn.)	W 27-12
S 15	UW-La Crosse (La Crosse)	W 21-13
S 22	Lakeland (De Pere)	W 42-0
S 29	Northland (De Pere)	W 54-12
O 6	Ferris State (Big Rapids, Mich.)	W 25-16
O 13	Northern Michigan (Marquette, Mich.)	L 20-6
O 20	Augustana, S.D. (Sioux Falls, S.D.)	L 20-13
O 27	Morningside (De Pere)	W 42-14
N 10	UW-Whitewater (De Pere)	W 34-14

1963 (6-3)

Date	Opponent (Site)	Result
S 14	UW-La Crosse (De Pere)	W 28-6
S 21	Carroll (Waukesha)	W 13-7
S 28	Hillsdale (Hillsdale, Mich.)	W 20-17
O 5	Ferris State (De Pere)	W 27-14
O 19	Augustana, S.D. (De Pere)	W 42-38
O 26	Morningside (Sioux City, Iowa)	L 27-14
N 2	Northern Michigan (De Pere)	L 24-20
N 9	UW-Whitewater (Whitewater)	L 32-27
N 16	St. Thomas, Minn. (De Pere)	W 14-12

1964 (5-2-2)

Date	Opponent (Site)	Result
S 14	UW-La Crosse (De Pere)	W 34-7
S 19	St. Thomas, Minn. (St. Paul, Minn.)	W 23-6
S 26	Hillsdale (De Pere)	T 7-7
O 3	Ferris State (Big Rapids, Mich.)	W 43-7
O 10	Western Illinois (Macomb, Ill.)	L 23-22
O 17	Northern Michigan (Marquette, Mich.)	L 34-6
O 24	UW-Whitewater (De Pere)	W 20-7
O 31	St. Cloud State (De Pere)	W 29-7
N 5	Youngstown State (Youngstown, Ohio)	T 7-7

1965 (6-3)

Date	Opponent (Site)	Result
S 11	UW-La Crosse (De Pere)	W 20-6
S 18	St. Thomas, Minn. (De Pere)	W 19-7
S 25	Hillsdale (Hillsdale, Mich.)	W 27-21
O 2	Ferris State (Big Rapids, Mich.)	W 41-0
O 9	Western Illinois (De Pere)	W 46-13
O 16	Northern Michigan (De Pere)	L 13-6
O 23	UW-Whitewater (Whitewater)	L 27-8
O 30	Minn. State-Mankato (Mankato, Minn.)	L 23-7
N 6	Luther (De Pere)	W 21-20

1966 (7-1-1)

Date	Opponent (Site)	Result
S 11	St. Thomas, Minn. (De Pere)	T 7-7
S 17	St. Cloud State (De Pere)	W 20-7
O 1	Ferris State (Big Rapids, Mich.)	W 25-0
O 8	Western Illinois (Macomb, Ill.)	W 30-6
O 15	Northern Michigan (Marquette, Mich.)	L 37-0
O 22	UW-Oshkosh (De Pere)	W 40-18
O 29	Minn. State-Mankato (De Pere)	W 20-0
N 5	UW-Milwaukee (Shorewood)	W 30-8
N 12	Hillsdale (Hillsdale, Mich.)	W 34-7

1967 (5-4)

Date	Opponent (Site)	Result
S 16	St. Thomas, Minn. (St. Paul, Minn.)	L 12-7
S 23	St. Cloud State (St. Cloud, Minn.)	L 22-19
S 30	Ferris State (De Pere)	W 26-7
O 7	Western Illinois (De Pere)	W 26-0
O 14	UW-Whitewater (Whitewater)	L 13-6
O 21	UW-Oshkosh (Oshkosh)	W 26-13
O 28	Northern Michigan (De Pere)	L 24-23
N 4	UW-Milwaukee (De Pere)	W 25-6
N 11	Hillsdale (De Pere)	W 13-7

1968 (6-2-1)

Date	Opponent (Site)	Result
S 13	St. Thomas, Minn. (De Pere)	W 26-0
S 20	UW-Stevens Point (De Pere)	W 27-21
S 27	UW-River Falls (River Falls)	W 42-13
O 4	UW-La Crosse (La Crosse)	W 34-14
O 11	UW-Whitewater (De Pere)	T 21-21
O 25	UW-Oshkosh (De Pere)	W 21-20
N 1	UW-Milwaukee (Shorewood)	L 14-7
N 8	St. Cloud State (De Pere)	W 42-0
N 15	Hillsdale (Hillsdale, Mich.)	L 7-0

1969 (5-4)

Date	Opponent (Site)	Result
S 19	St. Thomas, Minn. (St. Paul, Minn.)	W 27-6
S 26	St. Cloud State (St. Cloud, Minn.)	W 28-26
O 3	UW-River Falls (De Pere)	W 48-0
O 10	UW-La Crosse (De Pere)	L 17-13
O 17	UW-Whitewater (Whitewater)	L 33-26
O 24	Northern Michigan (Marquette, Mich.)	W 25-10
O 31	UW-Milwaukee (De Pere)	W 48-7
N 7	Louisiana-Lafayette (Lafayette, La.)	L 48-37
N 14	Hillsdale (De Pere)	L 38-6

1970 (6-3)

Date	Opponent (Site)	Result
S 11	St. Thomas, Minn. (De Pere)	W 32-21
S 18	UW-Stevens Point (Stevens Point)	W 20-13
S 25	Minn. State-Mankato (Mankato, Minn.)	L 43-6
O 2	UW-La Crosse (La Crosse)	W 34-0
O 9	UW-Whitewater (De Pere)	L 23-20
O 16	UW-Oshkosh (De Pere)	W 10-7
O 23	UW-Milwaukee (Shorewood)	W 28-21
O 30	Dubuque (De Pere)	W 62-0
N 6	Hillsdale (Hillsdale, Mich.)	L 31-20

1971 (5-5)

Date	Opponent (Site)	Result
S 11	Indiana, Pa. (Indiana, Pa.)	L 26-7
S 18	St. Thomas, Minn. (St. Paul, Minn.)	L 28-14
S 25	UW-Stevens Point (De Pere)	W 25-9
O 2	Hillsdale (Hillsdale, Mich.)	L 37-21
O 9	UW-La Crosse (De Pere)	W 14-12
O 16	UW-Whitewater (Whitewater)	L 38-0
O 23	UW-Oshkosh (Oshkosh)	W 10-7
O 30	UW-Milwaukee (De Pere)	W 24-6
N 6	Northern Michigan (De Pere)	L 23-0
N 13	St. Cloud State (De Pere)	W 16-14

1972 (4-5)

Date	Opponent (Site)	Result
S 9	UW-Stout (Menomonie)	W 20-0
S 16	St. Thomas, Minn. (De Pere)	L 8-6
S 23	UW-Stevens Point (Stevens Point)	W 19-3
S 30	Northern Michigan (Marquette, Mich.)	L 27-0
O 7	Hillsdale (De Pere)	L 47-3
O 14	UW-Whitewater (De Pere)	L 30-2
O 21	UW-Oshkosh (Oshkosh)	W 7-3
O 28	UW-Milwaukee (Shorewood)	W 7-0
N 4	Eastern Michigan (De Pere)	L 42-14

1973 (4-5)

Date	Opponent (Site)	Result
S 8	UW-Platteville (Platteville)	L 14-12
S 15	St. Thomas, Minn. (St. Paul, Minn.)	L 24-12
S 22	UW-Stevens Point (De Pere)	W 26-3
S 29	Eastern Michigan (Ypsilanti, Mich.)	L 47-14
O 6	Hillsdale (Hillsdale, Mich.)	L 26-14
O 13	UW-Whitewater (Whitewater)	L 3-0
O 20	UW-Oshkosh (De Pere)	W 17-10
O 27	UW-Milwaukee (De Pere)	W 24-7
N 3	Northern Michigan (De Pere)	W 14-7

1974 (8-2)

Date	Opponent (Site)	Result
S 7	Northeastern Illinois (Chicago, Ill.)	W 34-0
S 14	St. Thomas, Minn. (De Pere)	W 9-7
S 21	UW-Stevens Point (Stevens Point)	W 13-10
S 28	Northern Michigan (Marquette, Mich.)	W 34-20
O 5	Hillsdale (De Pere)	L 14-6
O 12	UW-Whitewater (De Pere)	W 13-12
O 19	UW-Oshkosh (Oshkosh)	W 22-7
O 26	UW-Milwaukee (Shorewood)	L 53-0
N 2	UW-Platteville (De Pere)	W 6-0
N 9	Northwood (De Pere)	W 8-6

1975 (6-4)

Date	Opponent (Site)	Result
S 6	Northeastern Illinois (De Pere)	W 41-7
S 13	UW-Stevens Point (De Pere)	W 27-24
S 20	St. Thomas, Minn. (St. Paul, Minn.)	L 26-8 *
O 4	Hillsdale (Hillsdale, Mich.)	L 31-23
O 11	Saginaw Valley State (University Center, Mich.)	W 10-6
O 18	UW-Oshkosh (De Pere)	W 28-7
O 25	Monmouth (Monmouth, Ill.)	W 55-40
N 1	UW-Platteville (Platteville)	L 30-23
N 8	Northern Michigan (De Pere)	L 42-14
N 15	Butler (Indianapolis, Ind.)	L 28-15

* - later forfeited to St. Norbert

All-Time Results

1976 (2-8)

Date	Opponent (Site)	Result
S 11	UW-Whitewater (De Pere)	W 6-3
S 18	Northern Michigan (Marquette, Mich.)	L 65-0
S 25	UW-Stevens Point (Stevens Point)	L 37-12
O 2	Hillsdale (De Pere)	L 55-20
O 9	North Dakota State (Fargo, N.D.)	L 62-29
O 16	Northwood (Midland, Mich.)	L 21-3
O 23	UW-Oshkosh (Oshkosh)	L 28-7
O 30	Saginaw Valley State (De Pere)	W 15-14
N 6	*UW-Platteville (De Pere)	L 12-7
N 13	Ferris State (Big Rapids, Mich.)	L 42-0

1977 (0-10)

Date	Opponent (Site)	Result
S 3	UW-Whitewater (Whitewater)	L 41-0
S 10	UW-Eau Claire (De Pere)	L 20-13
S 17	St. Thomas, Minn. (St. Paul, Minn.)	L 24-0
S 24	UW-Stevens Point (De Pere)	L 45-8
O 1	Hillsdale (Hillsdale, Mich.)	L 34-7
O 8	Northwood (De Pere)	L 29-13
O 22	UW-Oshkosh (De Pere)	L 17-7
O 29	Saginaw Valley State (University Center, Mich.)	L 26-0
N 5	UW-Platteville (Platteville)	L 46-15
N 12	Ferris State (De Pere)	L 31-29

1978 (3-7)

Date	Opponent (Site)	Result
S 9	UW-Eau Claire (Eau Claire)	L 9-0
S 16	Maranatha Baptist (De Pere)	W 56-0
S 23	UW-Stevens Point (Stevens Point)	L 21-13
S 30	Hillsdale (De Pere)	L 48-15
O 7	Saginaw Valley State (De Pere)	L 16-7
O 14	Northwood (Midland, Mich.)	W 22-21
O 21	UW-Oshkosh (Oshkosh)	L 28-14
O 28	Butler (De Pere)	W 20-6
N 4	UW-Platteville (De Pere)	L 35-27
N 11	Dayton (Dayton, Ohio)	L 27-14

1979 (1-9)

Date	Opponent (Site)	Result
S 1	Ripon (Ripon)	L 30-12
S 8	UW-Eau Claire (De Pere)	L 33-18
S 22	UW-Stevens Point (De Pere)	W 15-0
S 29	Hillsdale (Hillsdale, Mich.)	L 31-14
O 6	Valparaiso (Valparaiso, Ind.)	L 23-7
O 13	Northwood (De Pere)	L 26-10
O 20	UW-Oshkosh (De Pere)	L 20-14
O 27	Butler (Indianapolis, Ind.)	L 24-7
N 3	UW-Platteville (De Pere)	L 17-10
N 10	Dayton (De Pere)	L 24-22

1980 (3-6)

Date	Opponent (Site)	Result
S 6	St. Thomas, Minn. (De Pere)	W 17-14
S 13	UW-Eau Claire (Eau Claire)	L 24-13
S 20	UW-Stevens Point (Stevens Point)	L 41-31
S 27	Hillsdale (De Pere)	L 16-7
O 4	Loras (De Pere)	W 28-25
O 11	Northwood (Midland, Mich.)	L 24-7
O 18	UW-Oshkosh (Oshkosh)	L 20-19
O 25	UW-Stout (De Pere)	W 21-0
N 1	UW-Platteville (De Pere)	L 37-17

1981 (2-7)

Date	Opponent (Site)	Result
S 5	DePauw (De Pere)	L 31-7
S 12	Ripon (De Pere)	L 14-10
S 19	Olivet (Olivet, Mich.)	L 15-9
S 26	UW-Stevens Point (De Pere)	W 10-7
O 3	Hillsdale (Hillsdale, Mich.)	L 34-7
O 10	Loras (Dubuque, Iowa)	W 27-8
O 24	UW-Oshkosh (De Pere)	L 6-0
O 31	UW-Stout (Menomonie)	L 27-6
N 7	UW-Platteville (Platteville)	L 21-7

1982 (4-6)

Date	Opponent (Site)	Result
S 11	Monmouth (De Pere)	W 30-0
S 18	Dubuque (Dubuque, Iowa)	L 38-12
S 25	UW-Stevens Point (Stevens Point)	L 14-7 *
O 2	Adrian (De Pere)	L 28-0
O 9	Ripon (De Pere)	L 17-16
O 16	Lawrence (Appleton)	L 20-15
O 23	UW-Oshkosh (Oshkosh)	L 28-0
N 6	UW-Platteville (De Pere)	L 35-15
N 13	Michigan Tech (Houghton, Mich.)	W 24-15
N 20	*Fordham (Green Bay)	W 14-10

* - UW-Stevens Point later forfeited to St. Norbert

1983 (3-7)

Date	Opponent (Site)	Result
S 10	Monmouth (Monmouth, Ill.)	W 24-14
S 17	Dubuque (De Pere)	L 30-17
S 24	UW-Stevens Point (De Pere)	L 24-7
O 1	Adrian (Adrian, Mich.)	L 52-14
O 8	Ripon (Ripon)	L 26-14
O 15	Lawrence (De Pere)	L 13-11
O 22	UW-Oshkosh (De Pere)	L 42-8
N 5	UW-Platteville (De Pere)	W 25-7
N 12	Michigan Tech (De Pere)	L 56-13
N 19	*Fordham (Green Bay)	W 18-9

1984 (6-2, 6-1 MWC)

Date	Opponent (Site)	Result
S 15	Michigan Tech (De Pere)	L 41-14
S 22	Monmouth (Monmouth, Ill.)	W 26-24
S 29	Illinois College (De Pere)	W 42-6
O 6	Lake Forest (Lake Forest, Ill.)	W 21-15
O 13	Lawrence (Appleton)	W 20-7
O 20	Ripon (De Pere)	W 25-16
O 27	Beloit (De Pere)	L 15-13
N 3	Chicago (Chicago, Ill.)	W 27-0

1985 (6-2-1, 6-1 MWC)

Date	Opponent (Site)	Result
S 14	Michigan Tech (Houghton, Mich.)	L 22-21
S 21	Monmouth (De Pere)	W 29-24
S 28	Illinois College (Jacksonville, Ill.)	W 15-3
O 5	Lake Forest (De Pere)	W 18-7
O 12	Lawrence (De Pere)	W 17-7
O 19	Ripon (Ripon)	W 45-20
O 26	Beloit (Beloit)	W 39-16
N 2	Chicago (De Pere)	L 7-6
N 9	%Coe (Cedar Rapids, Iowa)	T 7-7

1986 (3-6, 3-4 MWC)

Date	Opponent (Site)	Result
S 13	Michigan Tech (De Pere)	L 34-30
S 20	Dayton (Dayton, Ohio)	L 49-21
S 27	Cornell, Iowa (Mt. Vernon, Iowa)	L 17-13
O 4	Grinnell (De Pere)	W 35-6
O 11	Lake Forest (Lake Forest, Ill.)	L 21-17
O 18	Lawrence (Appleton)	L 13-10
O 25	Ripon (De Pere)	W 28-14
N 1	Beloit (De Pere)	L 27-7
N 8	Chicago (Chicago, Ill.)	W 24-15

1987 (7-3, 6-1 MWC)

Date	Opponent (Site)	Result
S 12	Michigan Tech (Houghton, Mich.)	L 31-17
S 19	Dayton (Dayton, Ohio)	L 31-8
S 26	Cornell, Iowa (De Pere)	W 52-14
O 3	Grinnell (Grinnell, Iowa)	W 57-10
O 10	Lake Forest (De Pere)	W 38-0
O 17	Lawrence (De Pere)	L 20-0
O 24	Ripon (Ripon)	L 31-28
O 31	Beloit (Beloit)	W 27-9
N 7	Chicago (De Pere)	W 23-7
N 14	%Monmouth (Monmouth, Ill.)	W 20-15

1988 (8-2, 6-0 MWC)

Date	Opponent (Site)	Result
S 10	UW-Stevens Point (Stevens Point)	L 38-15
S 17	Benedictine, Ill. (Lisle, Ill.)	W 30-12
S 24	Coe (Cedar Rapids, Iowa)	W 17-0
O 1	Knox (De Pere)	W 23-14
O 8	Lake Forest (Lake Forest, Ill.)	W 49-8
O 15	Lawrence (Appleton)	W 28-15
O 22	Ripon (De Pere)	W 50-14
O 29	Beloit (De Pere)	W 38-7
N 5	Michigan Tech (Houghton, Mich.)	L 28-13
N 12	%Monmouth (De Pere)	W 12-0

1989 (8-3, 6-0 MWC)

Date	Opponent (Site)	Result
S 9	UW-Stevens Point (De Pere)	L 31-20
S 16	Benedictine, Ill. (Lisle, Ill.)	L 14-10
S 23	Coe (De Pere)	W 21-13
S 30	Knox (Galesburg, Ill.)	W 42-14
O 7	Lake Forest (De Pere)	W 41-0
O 14	Lawrence (De Pere)	W 33-7
O 21	Ripon (Ripon)	W 31-7
O 28	Beloit (Beloit)	W 35-14
N 4	Michigan Tech (De Pere)	W 32-23
N 11	%Monmouth (Monmouth, Ill.)	W 17-6
N 18	#Central (Pella, Iowa)	L 55-7

1990 (4-5, 4-2 MWC)

Date	Opponent (Site)	Result
S 8	UW-Oshkosh (Oshkosh)	L 28-6
S 15	Michigan Tech (De Pere)	L 28-12
S 22	Monmouth (Monmouth, Ill.)	L 33-32
S 29	Illinois College (De Pere)	W 29-0
O 6	Lake Forest (Lake Forest, Ill.)	W 19-7
O 13	Lawrence (Appleton)	W 24-14
O 20	Ripon (De Pere)	W 33-14
O 27	Beloit (De Pere)	L 16-10 (OT)
N 3	Drake (Des Moines, Iowa)	L 26-7

1991 (4-5, 2-2 MWC)

Date	Opponent (Site)	Result
S 7	UW-Oshkosh (De Pere)	L 16-10
S 14	Michigan Tech (Houghton, Mich.)	L 41-0
S 21	Monmouth (De Pere)	W 24-7
S 28	Illinois College (Jacksonville, Ill.)	W 21-0
O 5	Lake Forest (De Pere)	W 31-7
O 12	Lawrence (De Pere)	W 22-18
O 19	Ripon (Ripon)	L 15-6
O 26	Beloit (Beloit)	L 7-0
N 2	Drake (De Pere)	L 6-0

1992 (4-5, 3-2 MWC)

Date	Opponent (Site)	Result
S 12	UW-Oshkosh (Oshkosh)	L 20-14
S 19	Concordia, Wis. (De Pere)	L 14-13
S 26	Cornell, Iowa (Mt. Vernon, Iowa)	L 28-15
O 3	Grinnell (De Pere)	W 44-12
O 10	Lake Forest (Lake Forest, Ill.)	W 21-14
O 17	Lawrence (Appleton)	L 27-26
O 24	Ripon (De Pere)	W 16-14
O 31	Beloit (De Pere)	W 21-6
N 7	Carroll (Waukesha)	L 40-7

1993 (6-3, 3-2 MWC)

Date	Opponent (Site)	Result
S 11	UW-Oshkosh (De Pere)	L 28-12
S 18	Concordia, Wis. (Mequon)	W 17-16
S 25	Cornell, Iowa (De Pere)	W 40-26
O 2	Grinnell (Grinnell, Iowa)	W 42-21
O 9	Lake Forest (De Pere)	W 34-14
O 16	Lawrence (De Pere)	W 42-36
O 23	Ripon (Ripon)	W 26-22
O 30	Beloit (Beloit)	L 14-7
N 6	Carroll (De Pere)	L 57-41

All-Time Results

1994 (6-3, 4-1 MWC)

Date	Opponent (Site)	Result
S 10	UW-Oshkosh (Oshkosh)	L 29-22
S 17	Concordia, Wis. (De Pere)	W 13-10 (OT)
S 24	Coe (Cedar Rapids, Iowa)	L 47-22
O 1	Knox (De Pere)	W 17-10
O 8	Lake Forest (Lake Forest, Ill.)	W 31-29
O 15	Lawrence (Appleton)	W 57-29
O 22	Ripon (De Pere)	W 21-15
O 29	Beloit (De Pere)	L 33-30
N 5	Carroll (Waukesha)	W 16-6

1995 (1-8, 1-4 MWC)

Date	Opponent (Site)	Result
S 9	UW-Oshkosh (De Pere)	L 45-12
S 16	Concordia, Wis. (Mequon)	L 36-13
S 23	Coe (De Pere)	L 22-0
S 30	Knox (Galesburg, Ill.)	L 34-30
O 7	Lake Forest (De Pere)	W 21-17
O 14	Lawrence (De Pere)	L 47-31
O 21	Ripon (Ripon)	L 21-20
O 28	Beloit (Beloit)	L 22-16
N 4	Carroll (De Pere)	L 33-19

1996 (5-4, 4-1 MWC)

Date	Opponent (Site)	Result
S 7	UW-Oshkosh (Oshkosh)	L 44-0
S 14	Drake (De Pere)	L 31-0
S 21	Monmouth (Monmouth, Ill.)	L 21-7
S 28	Illinois College (De Pere)	W 56-15
O 5	Lake Forest (Lake Forest, Ill.)	W 24-17
O 12	Lawrence (Appleton)	W 24-20
O 19	Ripon (De Pere)	L 31-28
O 26	Beloit (De Pere)	W 28-25
N 2	Carroll (Waukesha)	W 27-0

1997 (4-5, 2-3 MWC)

Date	Opponent (Site)	Result
S 6	UW-Oshkosh (De Pere)	L 62-17
S 13	Drake (Des Moines, Iowa)	L 48-7
S 20	Monmouth (De Pere)	W 41-14
S 27	Illinois College (Jacksonville, Ill.)	W 70-13
O 4	Lake Forest (De Pere)	W 28-21
O 11	Lawrence (De Pere)	L 27-24
O 18	Ripon (Ripon)	L 16-14
O 25	Beloit (Beloit)	L 21-20 (OT)
N 1	Carroll (De Pere)	W 18-17 (2 OT)

1998 (5-5, 0-0 MWC)

Date	Opponent (Site)	Result
S 12	UW-Oshkosh (Oshkosh)	L 42-10
S 19	Carroll (De Pere)	W 37-13
S 26	Lawrence (Appleton)	W 40-28
O 3	Ripon (De Pere)	L 23-15
O 10	Knox (Galesburg, Ill.)	L 21-19
O 17	Monmouth (Monmouth, Ill.)	W 27-6
O 24	Grinnell (De Pere)	L 49-28
O 31	Lake Forest (Lake Forest, Ill.)	W 17-16
N 7	Beloit (De Pere)	L 24-21
N 14	Illinois College (De Pere)	W 41-0

1999 (9-2, 9-0 MWC)

Date	Opponent (Site)	Result
S 11	UW-Oshkosh (De Pere)	L 24-14
S 18	Carroll (Waukesha)	W 28-3
S 25	Lawrence (De Pere)	W 43-14
O 2	Ripon (Ripon)	W 35-17
O 9	Knox (De Pere)	W 38-17
O 16	Monmouth (De Pere)	W 41-28
O 23	Grinnell (Grinnell, Iowa)	W 43-40 (OT)
O 30	Lake Forest (De Pere)	W 41-21
N 6	Beloit (Beloit)	W 35-10
N 13	Illinois College (Jacksonville, Ill.)	W 40-31
N 20	#Augustana, Ill. (Rock Island, Ill.)	L 39-32

2000 (10-1, 9-0 MWC)

Date	Opponent (Site)	Result
S 9	Hamiline (St. Paul, Minn.)	W 34-22
S 16	Carroll (De Pere)	W 34-7
S 23	Lawrence (Appleton)	W 29-0
S 30	Ripon (De Pere)	W 54-31
O 7	Knox (Galesburg, Ill.)	W 21-0
O 14	Monmouth (Monmouth, Ill.)	W 45-0
O 21	Grinnell (De Pere)	W 34-0
O 28	Lake Forest (Lake Forest, Ill.)	W 34-13
N 4	Beloit (De Pere)	W 47-24
N 11	Illinois College (De Pere)	W 46-18
N 18	#Central (Pella, Iowa)	L 29-14

2001 (8-2, 7-1 MWC)

Date	Opponent (Site)	Result
S 8	Hamiline (De Pere)	W 26-22
S 15	Carroll (Waukesha)	cancelled
S 22	Lawrence (De Pere)	W 51-8
S 29	Ripon (Ripon)	W 20-14
O 6	Knox (De Pere)	W 50-40
O 13	Monmouth (De Pere)	W 31-7
O 20	Grinnell (Grinnell, Iowa)	W 36-14
O 27	Lake Forest (De Pere)	W 52-28
N 3	Beloit (Beloit)	W 56-12
N 10	Illinois College (Jacksonville, Ill.)	L 41-40
N 17	#St. John's, Minn. (Collegeville, Minn.)	L 27-20

2002 (9-1, 8-1 MWC)

Date	Opponent (Site)	Result
S 7	St. Thomas, Minn. (St. Paul, Minn.)	W 35-31
S 14	Beloit (De Pere)	W 51-32
S 21	Monmouth (Monmouth, Ill.)	W 28-21
S 28	Knox (Galesburg, Ill.)	W 47-29
O 5	Illinois College (De Pere)	W 60-9
O 12	Lawrence (De Pere)	W 55-0
O 19	Carroll (Waukesha)	W 63-14
O 26	Ripon (De Pere)	W 48-27
N 2	Grinnell (Grinnell, Iowa)	W 37-19
N 9	Lake Forest (De Pere)	L 17-0

2003 (11-1, 9-0 MWC)

Date	Opponent (Site)	Result
S 6	St. Thomas, Minn. (De Pere)	W 21-19
S 13	Beloit (Beloit)	W 41-6
S 20	Monmouth (De Pere)	W 38-15
S 27	Knox (De Pere)	W 24-0
O 4	Illinois College (Jacksonville, Ill.)	W 54-7
O 11	Lawrence (Appleton)	W 28-24
O 18	Carroll (De Pere)	W 63-27
O 25	Ripon (Ripon)	W 44-14
N 1	Grinnell (De Pere)	W 57-17
N 8	Lake Forest (Lake Forest, Ill.)	W 20-6
N 22	#Simpson (De Pere)	W 26-20 (2 OT)
N 29	##St. John's, Minn. (Collegeville, Minn.)	L 38-13

2004 (9-2, 9-0 MWC)

Date	Opponent (Site)	Result
S 4	UW-Whitewater (Whitewater)	L 41-9
S 11	Beloit (De Pere)	W 39-20
S 18	Monmouth (Monmouth, Ill.)	W 55-19
S 25	Knox (Galesburg, Ill.)	W 59-0
O 2	Illinois College (De Pere)	W 51-21
O 9	Lawrence (De Pere)	W 52-7
O 16	Carroll (Waukesha)	W 36-35
O 23	Ripon (De Pere)	W 58-14
O 30	Grinnell (Grinnell, Iowa)	W 45-21
N 6	Lake Forest (De Pere)	W 28-13
N 20	#UW-La Crosse (La Crosse)	L 37-23

2005 (8-2, 8-1 MWC)

Date	Opponent (Site)	Result
S 3	UW-Whitewater (De Pere)	L 45-7
S 10	Beloit (Beloit)	W 27-25
S 17	Monmouth (De Pere)	L 28-20
S 24	Knox (De Pere)	W 48-13
O 1	Illinois College (Jacksonville, Ill.)	W 28-0
O 8	Lawrence (Appleton)	W 44-15
O 15	Carroll (De Pere)	W 48-28
O 22	Ripon (Ripon)	W 40-14
O 29	Grinnell (De Pere)	W 63-14
N 5	Lake Forest (Lake Forest, Ill.)	W 56-14

2006 (10-1, 9-0 MWC)

Date	Opponent (Site)	Result
S 2	Olivet Nazarene (Bourbonnais, Ill.)	W 31-13
S 9	Grinnell (De Pere)	W 63-13
S 16	Lawrence (Appleton)	W 42-14
S 23	Lake Forest (De Pere)	W 14-7
S 30	Knox (Galesburg, Ill.)	W 42-27
O 7	Monmouth (De Pere)	W 48-0
O 14	Carroll (De Pere)	W 41-0
O 21	Ripon (Ripon)	W 38-28
O 28	Beloit (Beloit)	W 37-7
N 4	Illinois College (De Pere)	W 49-0
N 18	#UW-Whitewater (Whitewater)	L 59-17

2007 (10-1, 9-0 MWC)

Date	Opponent (Site)	Result
S 1	Olivet Nazarene (De Pere)	W 34-27
S 8	Grinnell (Grinnell, Iowa)	W 35-13
S 15	Lawrence (De Pere)	W 40-11
S 22	Lake Forest (Lake Forest, Ill.)	W 36-6
S 29	Knox (De Pere)	W 49-14
O 6	Monmouth (Monmouth, Ill.)	W 42-28
O 13	Carroll (Waukesha)	W 26-24
O 20	Ripon (De Pere)	W 52-27
O 27	Beloit (De Pere)	W 55-9
N 3	Illinois College (Jacksonville, Ill.)	W 31-24
N 17	#UW-Eau Claire (De Pere)	L 24-20

2008 (7-3, 7-2 MWC)

Date	Opponent (Site)	Result
S 6	Wartburg (Waverly, Iowa)	L 44-20
S 13	Grinnell (De Pere)	W 55-7
S 20	Lawrence (Appleton)	W 44-18
S 27	Lake Forest (De Pere)	W 62-0
O 4	Knox (Galesburg, Ill.)	W 63-24
O 11	Monmouth (De Pere)	L 31-22
O 18	Carroll (De Pere)	W 20-17
O 25	Ripon (Ripon)	L 19-7
N 1	Beloit (Beloit)	W 42-21
N 8	Illinois College (De Pere)	W 42-27

2009 (9-1, 8-1 MWC)

Date	Opponent (Site)	Result
S 5	Wartburg (De Pere)	W 42-35 (OT)
S 12	Grinnell (Grinnell, Iowa)	W 14-11
S 19	Lawrence (De Pere)	W 45-3
S 26	Lake Forest (Lake Forest, Ill.)	W 35-14
O 3	Knox (De Pere)	W 56-13
O 10	Monmouth (Monmouth, Ill.)	L 52-24
O 17	Carroll (Waukesha)	W 28-20
O 24	Ripon (De Pere)	W 41-28
O 31	Beloit (De Pere)	W 44-0
N 7	Illinois College (Jacksonville, Ill.)	W 49-0

2010 (7-4, 7-2 MWC)

Date	Opponent (Site)	Result
S 4	St. Thomas, Minn. (De Pere)	L 40-7
S 11	Beloit (Beloit)	L 34-31
S 18	Knox (Galesburg, Ill.)	W 49-0
S 25	Lawrence (De Pere)	W 77-26
O 2	Monmouth (Monmouth, Ill.)	W 48-2
O 9	Illinois College (De Pere)	L 26-25
O 16	Carroll (Waukesha)	W 30-6
O 23	Grinnell (De Pere)	W 58-14
O 30	Ripon (Ripon)	W 37-13
N 6	Lake Forest (De Pere)	W 28-0
N 20	#North Central (Naperville, Ill.)	L 57-7

2011 (7-3, 7-2 MWC)

Date	Opponent (Site)	Result
S 3	St. Thomas, Minn. (St. Paul, Minn.)	L 20-7
S 10	Beloit (De Pere)	W 30-14
S 17	Knox (De Pere)	W 43-7
S 24	Lawrence (Appleton)	W 30-0
O 1	Monmouth (De Pere)	L 10-3
O 8	Illinois College (Jacksonville, Ill.)	L 48-34
O 15	Carroll (De Pere)	W 28-7
O 22	Grinnell (Grinnell, Iowa)	W 30-28
O 29	Ripon (De Pere)	W 37-21
N 5	Lake Forest (Lake Forest, Ill.)	W 41-6

2012 (8-3, 8-1 MWC)

Date	Opponent (Site)	Result
A 31	John Carroll (Dublin, Ireland)	L 40-3
S 8	Knox (De Pere)	W 31-20
S 15	Ripon (Ripon)	W 35-31
S 22	Carroll (De Pere)	W 28-21 (OT)
S 29	Monmouth (Monmouth, Ill.)	L 31-9
O 6	Cornell, Iowa (Mt. Vernon, Iowa)	W 20-16
O 13	Lawrence (De Pere)	W 79-7
O 27	Beloit (Beloit)	W 42-7
N 3	Grinnell (Grinnell, Iowa)	W 20-12
N 10	Lake Forest (De Pere)	W 20-10
N 17	#St. Thomas, Minn. (St. Paul, Minn.)	L 48-17

- NCAA Division III Playoffs, First Round
- NCAA Division III Playoffs, Second Round
% - Midwest Conference Championship Game
* - Lombardi Memorial Game at Lambeau Field, Green Bay

PRIMARY HOME FIELDS:

1931-1937: Brown County Fairgrounds, De Pere
1938-2009: Dr. John R. Minahan Stadium, De Pere
2010-present: Donald J. Schneider Stadium, De Pere

All-Time Series Records

Opponent	G	W-L-T	PF-PA	Home	Away	First-Last	Opponent	G	W-L-T	PF-PA	Home	Away	First-Last
Adrian (Mich.)	2	0-2	14-80	0-1	0-1	1982-1983	Maranatha Baptist	1	1-0	56-0	1-0	0-0	1978-1978
Augustana (Ill.)	1	0-1	32-39	0-0	0-1	1999-1999	Marquette Freshmen	1	0-0-1	0-0	0-0-1	0-0	1931-1931
Augustana (S.D.)	4	1-3	109-126	1-2	0-1	1958-1963	Michigan Tech	26	15-11	540-437	9-5	7-5	1934-1991
Beloit	29	19-10	899-493	9-5	10-5	1984-2012	Minnesota State-Mankato	7	4-3	130-125	2-0	2-3	1957-1970
Benedictine (Ill.)	2	1-1	40-26	1-0	0-1	1988-1989	Monmouth (Ill.)	27	20-7	798-476	10-3	11-3	1975-2012
Butler (Ind.)	3	1-2	42-58	1-0	0-2	1975-1979	Morningside (Iowa)	2	1-1	56-41	1-0	0-1	1962-1963
Camp Grant (Ill.)	2	0-2	6-47	0-0	0-2	1941-1942	North Central (Ill.)	1	0-1	7-57	0-0	0-1	2010-2010
Canisius (N.Y.)	1	0-1	6-26	0-0	0-1	1949-1949	North Dakota State	1	0-1	29-62	0-0	0-1	1976-1976
Carroll	34	26-8	826-514	15-2	11-6	1935-2012	Northeastern Illinois	2	2-0	75-7	1-0	1-0	1974-1975
Central (Iowa)	2	0-2	21-84	0-0	0-2	1989-2000	Northern Michigan	16	3-13	161-447	1-6	2-7	1958-1976
Chicago (Ill.)	4	3-1	80-29	1-1	2-0	1984-1987	Northland	4	4-0	215-26	2-0	2-0	1948-1962
Coe (Iowa)	5	2-2-1	67-89	1-1	1-1-1	1985-1995	Northwood (Mich.)	6	2-4	63-127	1-2	1-2	1974-1980
Concordia (Wis.)	4	2-2	56-76	1-1	1-1	1992-1995	Olivet (Mich.)	1	0-1	9-15	0-0	0-1	1981-1981
Cornell (Iowa)	5	3-2	140-101	2-0	1-2	1986-2012	Olivet Nazarene (Ill.)	2	2-0	65-40	1-0	1-0	2006-2007
Dayton (Ohio)	4	0-4	65-131	0-1	0-3	1978-1987	Quincy (Ill.)	3	2-1	54-26	1-0	1-1	1950-1953
DePauw (Ind.)	1	0-1	7-31	0-1	0-0	1981-1981	Ripon	33	23-10	987-653	12-4	11-6	1979-2012
Drake (Iowa)	4	0-4	14-111	0-2	0-2	1990-1997	St. Ambrose (Iowa)	17	7-10	227-305	3-4	4-6	1940-1959
Dubuque (Iowa)	3	1-2	91-68	1-1	0-1	1970-1983	St. Benedict (Kan.)	2	0-2	12-53	0-0	0-2	1938-1939
Eastern Michigan	2	0-2	28-89	0-1	0-1	1972-1973	St. Cloud State (Minn.)	6	5-1	154-76	3-0	2-1	1964-1971
Evansville (Ind.)	1	0-1	7-47	0-0	0-1	1949-1949	St. John's (Minn.)	5	2-3	100-115	2-0	0-3	1938-2003
Ferris State (Mich.)	10	7-3	251-153	3-1	4-2	1960-1977	St. Joseph's (Ind.)	12	6-5-1	202-92	3-3	3-2-1	1939-1953
Fordham (N.Y.)	2	2-0	32-19	2-0	0-0	1982-1983	St. Mary's (Minn.)	4	2-2	58-45	1-1	1-1	1931-1937
Fort Belvoir (Va.)	1	1-0	44-7	1-0	0-0	1948-1948	St. Thomas (Minn.)	26	13-12-1	397-410	8-4-1	5-8	1947-2012
Graceland (Iowa)	1	1-0	40-8	0-0	1-0	1960-1960	St. Viator (Ill.)	3	2-0-1	28-21	1-0	1-0-1	1935-1937
Great Lakes Naval (Ill.)	4	2-2	80-108	2-0	0-2	1950-1953	Saginaw Valley State (Mich.)	4	2-2	32-62	1-1	1-1	1975-1978
Grinnell (Iowa)	19	18-1	794-321	8-1	10-0	1986-2012	Simpson (Iowa)	1	1-0	26-20	1-0	0-0	2003-2003
Gustavus Adolphus (Minn.)	8	2-6	62-94	0-5	2-1	1937-1949	South Dakota State	2	1-1	9-6	1-1	0-0	1938-1940
Hamline (Minn.)	2	2-0	60-44	1-0	1-0	2000-2001	Valparaiso (Ind.)	1	0-1	7-23	0-0	0-1	1979-1979
Hillsdale (Mich.)	19	4-14-1	264-481	1-6-1	3-8	1963-1981	Wartburg (Iowa)	2	1-1	62-79	1-0	0-1	2008-2009
Illinois College	20	17-3	823-289	9-1	8-2	1984-2011	Western Illinois	4	3-1	124-42	2-0	1-1	1964-1967
Illinois State	1	0-1	14-16	0-0	0-1	1948-1948	Wheaton (Ill.)	2	1-0-1	31-14	0-0-1	1-0	1939-1940
Indiana (Pa.)	1	0-1	7-26	0-0	0-1	1971-1971	UW-Eau Claire	8	3-5	159-137	2-3	1-2	1956-2007
John Carroll (Ohio)	1	0-1	3-40	0-0	0-1	2012-2012	UW-La Crosse	21	13-7-1	415-313	8-3-1	5-4	1946-2004
Jordan (Mich.)	3	1-1-1	32-21	0-1-1	1-0	1934-1936	UW-Milwaukee	23	19-4	460-218	8-0	11-4	1933-1974
Knox (Ill.)	19	17-2	751-297	10-0	7-2	1988-2012	UW-Oshkosh	37	14-20-3	482-676	6-10-2	8-10-1	1931-1999
Lake Forest (Ill.)	29	27-2	877-348	14-1	13-1	1984-2012	UW-Platteville	13	4-9	238-258	4-5	0-4	1931-1983
Lakeland	2	2-0	67-0	1-0	1-0	1961-1962	UW-River Falls	2	2-0	90-13	1-0	1-0	1968-1969
Lawrence	35	24-9-2	1,083-523	12-4	12-5-2	1932-2012	UW-Stevens Point	26	13-12-1	427-478	8-3-1	5-9	1931-1989
Lewis (Ill.)	7	3-4	109-87	3-1	0-3	1950-1956	UW-Stout	3	2-1	47-27	1-0	1-1	1972-1981
Loras (Iowa)	18	14-4	354-188	7-2	7-2	1941-1981	UW-Superior	1	1-0	25-6	1-0	0-0	1953-1953
Louisiana-Lafayette	1	0-1	37-48	0-0	0-1	1969-1969	UW-Whitewater	29	9-17-3	406-608	6-4-2	4-12-1	1932-2006
Luther (Iowa)	2	2-0	35-20	1-0	1-0	1961-1965	Youngstown State (Ohio)	1	0-0-1	7-7	0-0	0-0-1	1964-1964

Last Time It Happened

Safety

By **St. Norbert**: vs. Monmouth, 9/30/12

By **Opponent**: Cornell, 10/6/12

Overtime Game

vs. Carroll, 9/22/12 (St. Norbert 28, Carroll 21) - 1 OT

50 Points in a Game

By **St. Norbert**: vs. Lawrence, 10/13/12 (79)

By **Opponent**: North Central, 11/20/10 (57)

Punt Return for TD

By **St. Norbert**: Dan Sjoquist vs. Beloit, 11/1/08 (51 yards)

By **Opponent**: Todd Steele, Monmouth, 9/22/90 (90 yards)

Kickoff Return for TD

By **St. Norbert**: Loren Coleman vs. Ripon, 10/23/04 (93 yards)

By **Opponent**: D.J. Jackson, Illinois College, 11/8/08 (95 yards)

Interception Return for TD

By **St. Norbert**: Austin Prusha vs. Lake Forest, 11/5/11 (61 yards)

By **Opponent**: Eric Fisher, Illinois College, 10/9/10 (70 yards)

Fumble Return for TD

By **St. Norbert**: Austin Arts vs. Beloit, 10/27/12 (15 yards)

By **Opponent**: Kevin Hwang, Grinnell, 11/3/12 (22 yards)

200 Yards Rushing

By **St. Norbert**: Casey Meehan vs. Grinnell, 10/30/04 (254 yards)

By **Opponent**: Justin Berrens, Lawrence, 10/11/03 (215 yards)

300 Yards Passing

By **St. Norbert**: Kevin Hansen vs. Grinnell, 10/22/11 (329 yards)

By **Opponent**: Juan Flores, Cornell, 10/6/12 (324 yards)

150 Yards Receiving

By **St. Norbert**: Jeremy Gezella vs. Lawrence, 9/19/09 (157 yards)

By **Opponent**: Robert Seer, Grinnell, 10/22/11 (204 yards)

10 Pass Receptions

By **St. Norbert**: Joe Green vs. Grinnell, 10/22/11 (10)

By **Opponent**: Ra'Shad Green, Cornell, 10/6/12 (10)

40 Yard Field Goal

By **St. Norbert**: Randy Hill vs. Cornell, 10/6/12 (41 yards)

By **Opponent**: Graham Fisher, Grinnell, 11/3/12 (40 yards)

Defensive Extra Point

By **St. Norbert**: Ernest James vs. Monmouth, 10/11/08

By **Opponent**: Derek Micke, Lawrence, 8/15/07

Academic All-Americans

Academic All-Americans are selected by the College Sports Information Directors of America.

1986-87	Matt Lang	first team
1986-87	Karl Zacharias	first team
1987-88	Matt Lang	first team
1987-88	Karl Zacharias	first team
1987-88	Mike Whitehouse	honorable mention
1988-89	Mike Whitehouse	first team
1989-90	Mike Whitehouse	first team
1999-2000	Mike Krueger	first team
2009-10	Jake Reisner	second team
2010-11	Kyle Ripley	second team
2010-11	Dan Sjoquist	second team
2011-12	Dan Sjoquist	first team

Green Knights in the Pros

The following is a list of St. Norbert players who signed contracts or were drafted by professional teams.

- 1917 - **Joe LaFleur** - Chicago Bears (two seasons)
- 1918 - **Gerald O'Neil** - Dayton (one season)
- 1933 - **Mike Mketinic** - Green Bay Packers (two seasons)
- 1949 - **John Cahill** - Green Bay Packers
- 1950 - **Glen Kemp** - Baltimore Colts
- 1952 - **Pat Smithwick** - Pittsburgh Steelers
- 1953 - **Jerry Dufek** - Green Bay Packers
- 1955 - **Bob Hoerning** - Los Angeles Rams
- 1956 - **Jerry Johnson** - Green Bay Packers
- 1957 - **Norm Jarock** - Green Bay Packers
- 1957 - **Bob Barron** - Green Bay Packers
- 1958 - **Roger Wypyszynski** - Washington Redskins, Green Bay Packers
- 1959 - **Ron Newhouse** - New York Titans, Oakland Raiders
- 1961 - **Dennis Penza** - Cleveland Browns, Minnesota Vikings
- 1963 - **Dave Wouters** - Green Bay Packers
- 1964 - **Jule Mellen** - Green Bay Packers
- 1965 - **Dave Simon** - Houston Oilers
- 1966 - **Tim Houlton** - Washington Redskins
- 1968 - **Al Groves** - Green Bay Packers
- 1969 - **Tom Reichl** - Dallas Cowboys
- 1970 - **Larry Krause** - Green Bay Packers (five seasons)
- 1971 - **Pat Houlton** - Green Bay Packers
- 1971 - **Jim Maier** - Green Bay Packers
- 1972 - **Mike Teff** - Dallas Cowboys
- 1972 - **Ted Fritsch, Jr.** - Atlanta Falcons (four seasons), Washington Redskins (one season)
- 1972 - **Fran Schmitz** - San Diego Chargers
- 1973 - **Tom Deters** - Green Bay Packers
- 1974 - **Donn Pierce** - Green Bay Packers
- 1974 - **Tom Fritsch** - Green Bay Packers, Philadelphia Eagles
- 1974 - **Tim Gillespie** - Chicago Winds (WFL) (one season), Denver Broncos
- 1980 - **Bob Shackelford** - Green Bay Packers
- 1982 - **Tim Van Alstine** - Green Bay Packers, Michigan Panthers (USFL)
- 1983 - **Jim Finer** - Houston Oilers
- 1987 - **Rod Bohm** - Green Bay Packers
- 1989 - **Mike Whitehouse** - Green Bay Bombers (IFL)
- 1996 - **Dan Alsteen** - Marseille Argonauts (France)
- 1996 - **Bruce Breecher** - Green Bay Bombers (IFL)
- 1997 - **Dan Luedtke** - Green Bay Bombers (IFL), Eidsvoll 1814s (Norway)
- 1999 - **Jason Piurkowski** - Green Bay Bombers (IFL)
- 2001 - **Jeremiah Janssen** - New York Jets
- 2006 - **Bob Forstrom** - Green Bay Blizzard (AF2)
- 2007 - **Cody Craig** - River City Rage (IFL), Milwaukee Bonecrushers (CIFL)
- 2010 - **Tim Mueller** - Green Bay Blizzard
- 2010 - **Jeremy Gezella** - Green Bay Blizzard, West Michigan Thunderhawks

2013 Schedule

Sept. 7	vs. John Carroll <i>(at Bridgeview, Ill.)</i>	4 p.m.
Sept. 14	at Knox	1 p.m.
Sept. 21	Ripon	1 p.m.
Sept. 28	at Carroll	1 p.m.
Oct. 5	Monmouth	1 p.m.
Oct. 12	Cornell	1 p.m.
Oct. 19	at Lawrence	1 p.m.
Nov. 2	Beloit	1 p.m.
Nov. 9	Grinnell	1 p.m.
Nov. 16	at Lake Forest	1 p.m.

Home games in **bold**

